



US00D433880S

# United States Patent [19] Herrera

[11] Patent Number: **Des. 433,880**

[45] Date of Patent: **\*\* Nov. 21, 2000**

[54] **BEVERAGE CAN HOLDER**

[76] Inventor: **Frederick F. Herrera**, 9414 Brenham Ct., Houston, Tex. 77064-7430

[\*\*] Term: **14 Years**

[21] Appl. No.: **29/120,488**

[22] Filed: **Mar. 20, 2000**

[51] **LOC (7) Cl.** ..... **07-06**

[52] **U.S. Cl.** ..... **D7/625**

[58] **Field of Search** ..... D7/605-608, 619-625;  
62/457.1, 457.4; 215/395, 396; 220/737-739,  
902, 903, 906; 248/311.2

[56] **References Cited**

**U.S. PATENT DOCUMENTS**

D. 216,425	1/1970	Foster	.....	D7/624 X
D. 262,853	2/1982	Hayden, Jr.	.....	D7/625
D. 290,922	7/1987	Herrera	.....	D7/70
D. 347,361	5/1994	Herrera	.....	D7/606
D. 371,280	7/1996	Moreno	.....	D7/624
D. 380,651	7/1997	Herrera	.....	D7/619
D. 402,837	12/1998	Boire et al.	.....	D6/515
D. 407,952	4/1999	Kendrick	.....	D7/620
D. 416,765	11/1999	Dankwardt et al.	.....	D7/620
D. 417,593	12/1999	Ruegg	.....	D7/619

5,580,062	12/1996	Dehlinger	.....	273/378
5,582,321	12/1996	Urbanczyk	.....	220/739
5,609,277	3/1997	McDonald	.....	224/148.3
5,655,742	8/1997	Whitman et al.	.....	248/311.2
5,669,553	9/1997	Smith	.....	229/403
5,839,710	11/1998	Hubbard	.....	248/311.2
5,845,804	12/1998	Prescott	.....	220/400
5,909,821	6/1999	Guridi	.....	220/739
5,944,238	8/1999	Stark	.....	224/148.4

*Primary Examiner*—Terry A. Wallace  
*Attorney, Agent, or Firm*—Williams, Morgan & Amerson, P.C.

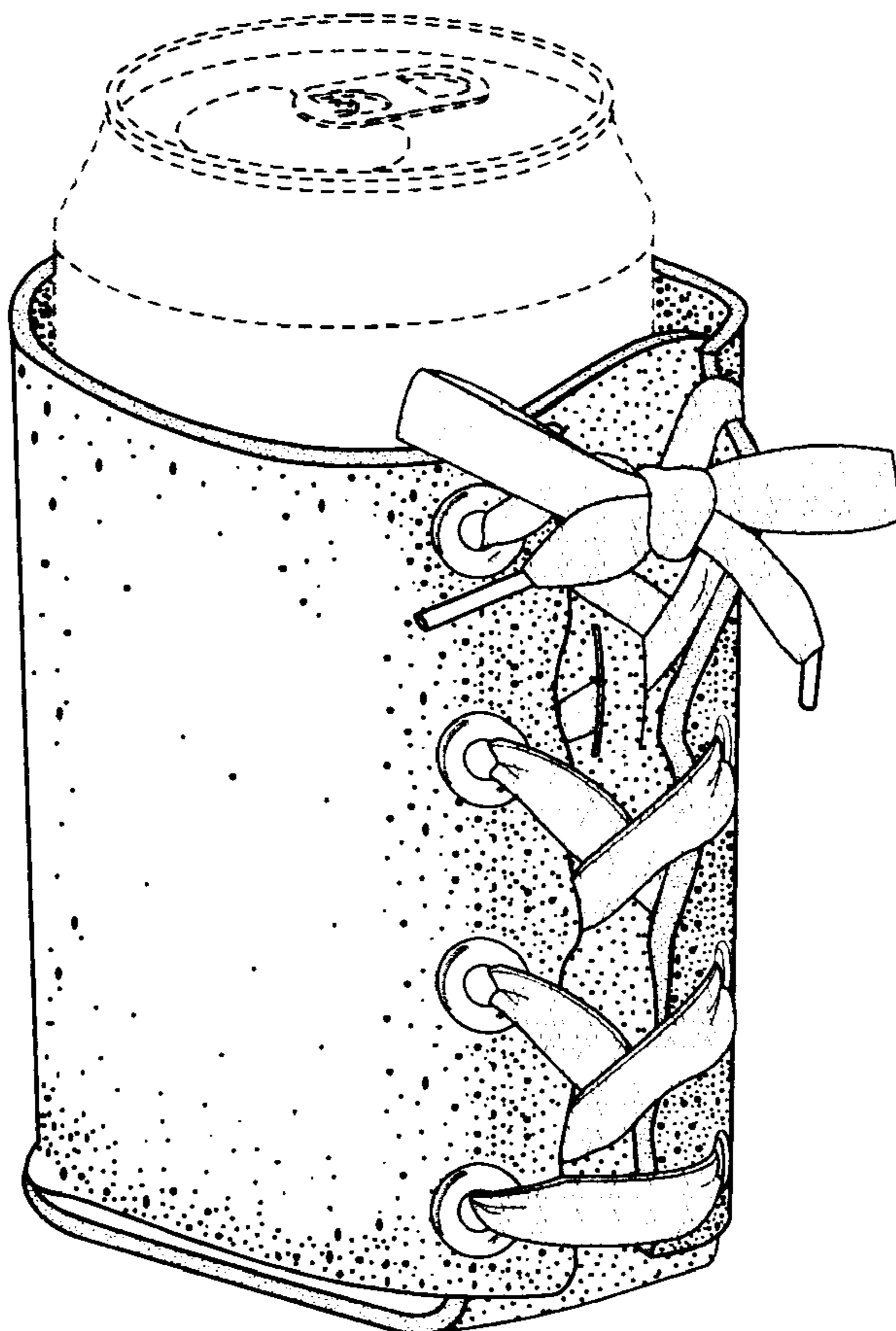
[57] **CLAIM**

The ornamental design for a beverage can holder, as shown and described.

**DESCRIPTION**

FIG. 1 is a perspective view of a beverage can holder, showing my new design; FIG. 2 is a side elevational view of the beverage can holder; FIG. 3 is a rear elevational view of the beverage can holder; FIG. 4 is a top view of the beverage can holder; and, FIG. 5 is a bottom view of the beverage can holder. The broken lines are for illustrative purposes only and form no part of the claimed design.

**1 Claim, 1 Drawing Sheet**



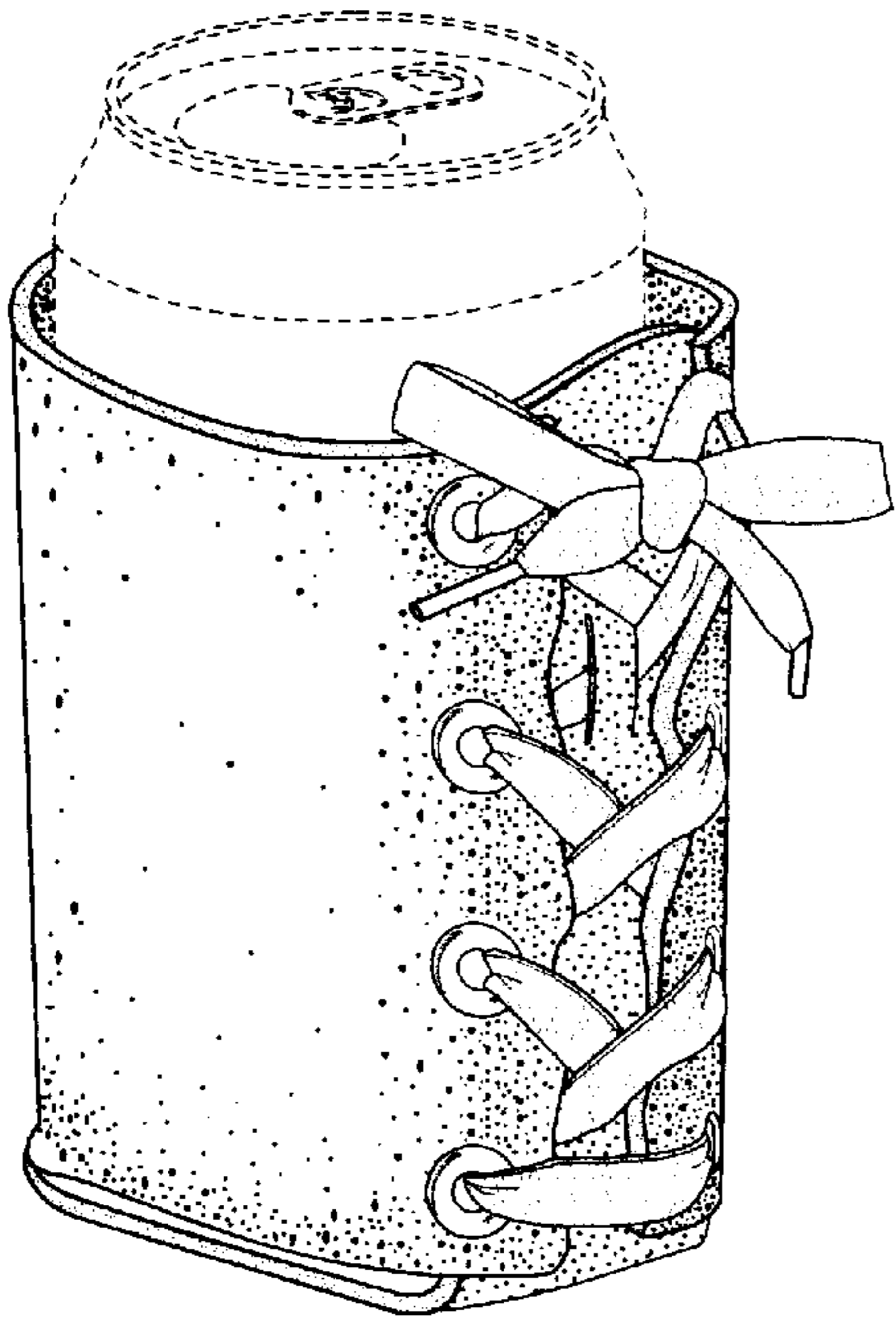


FIG. 1

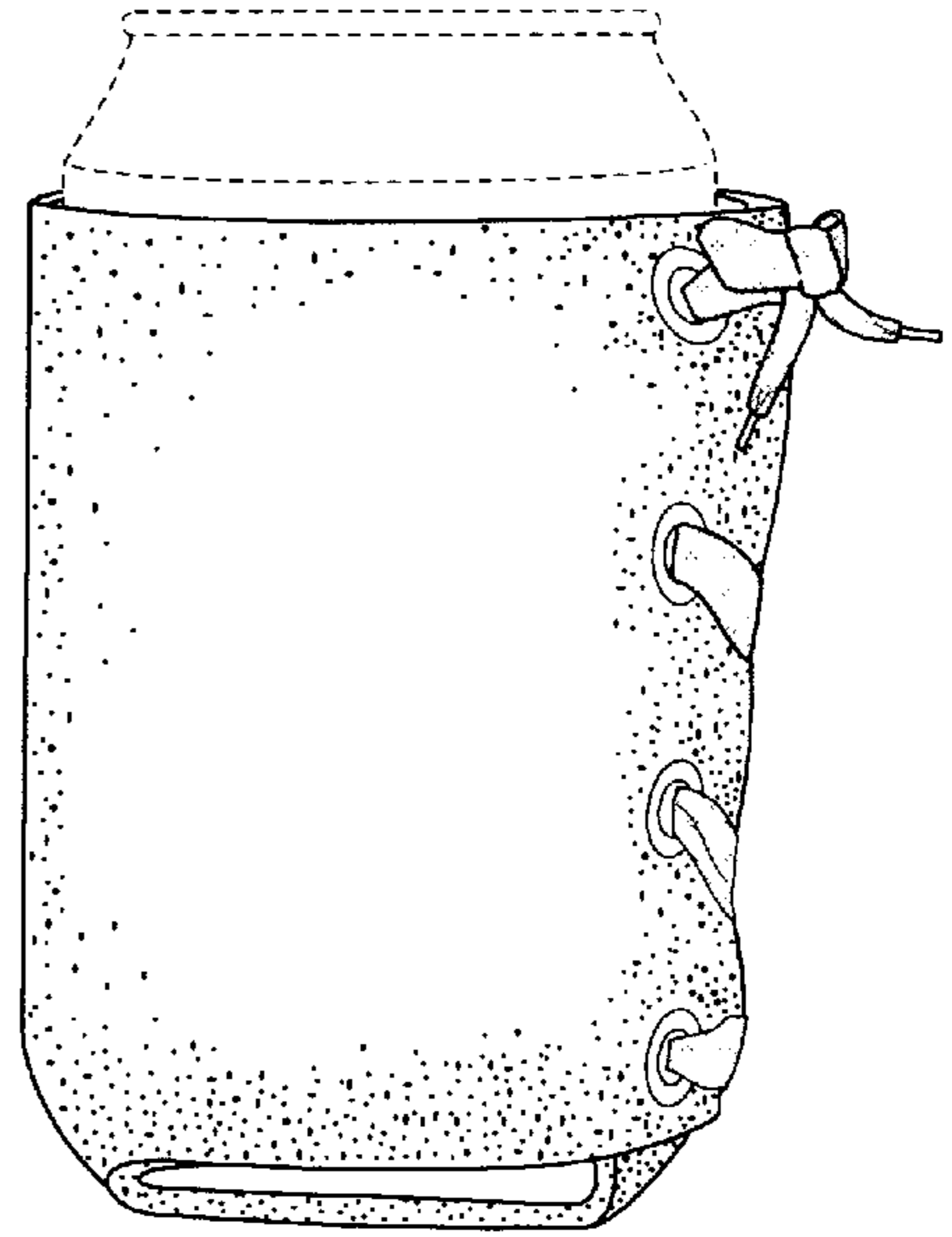


FIG. 2

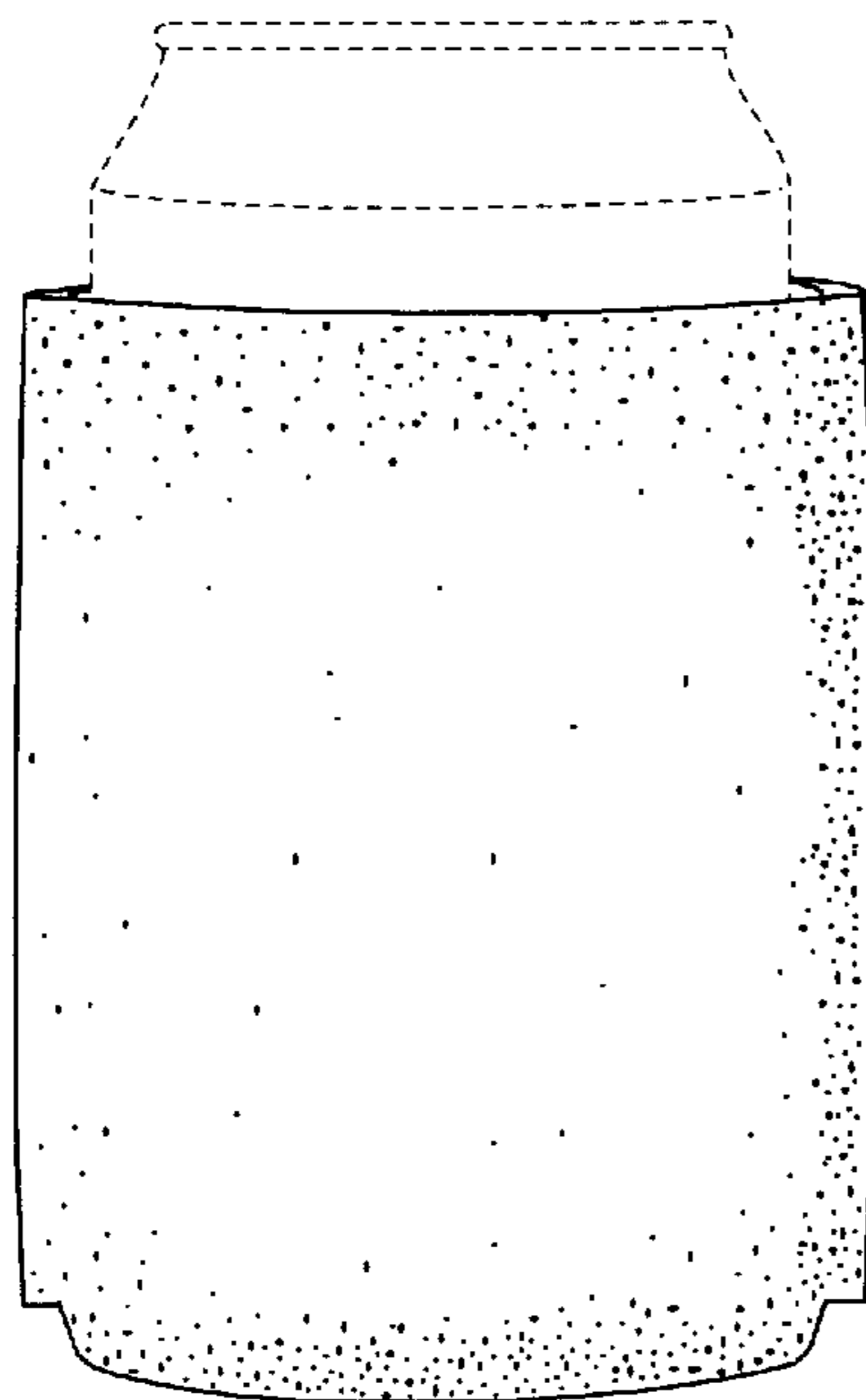


FIG. 3

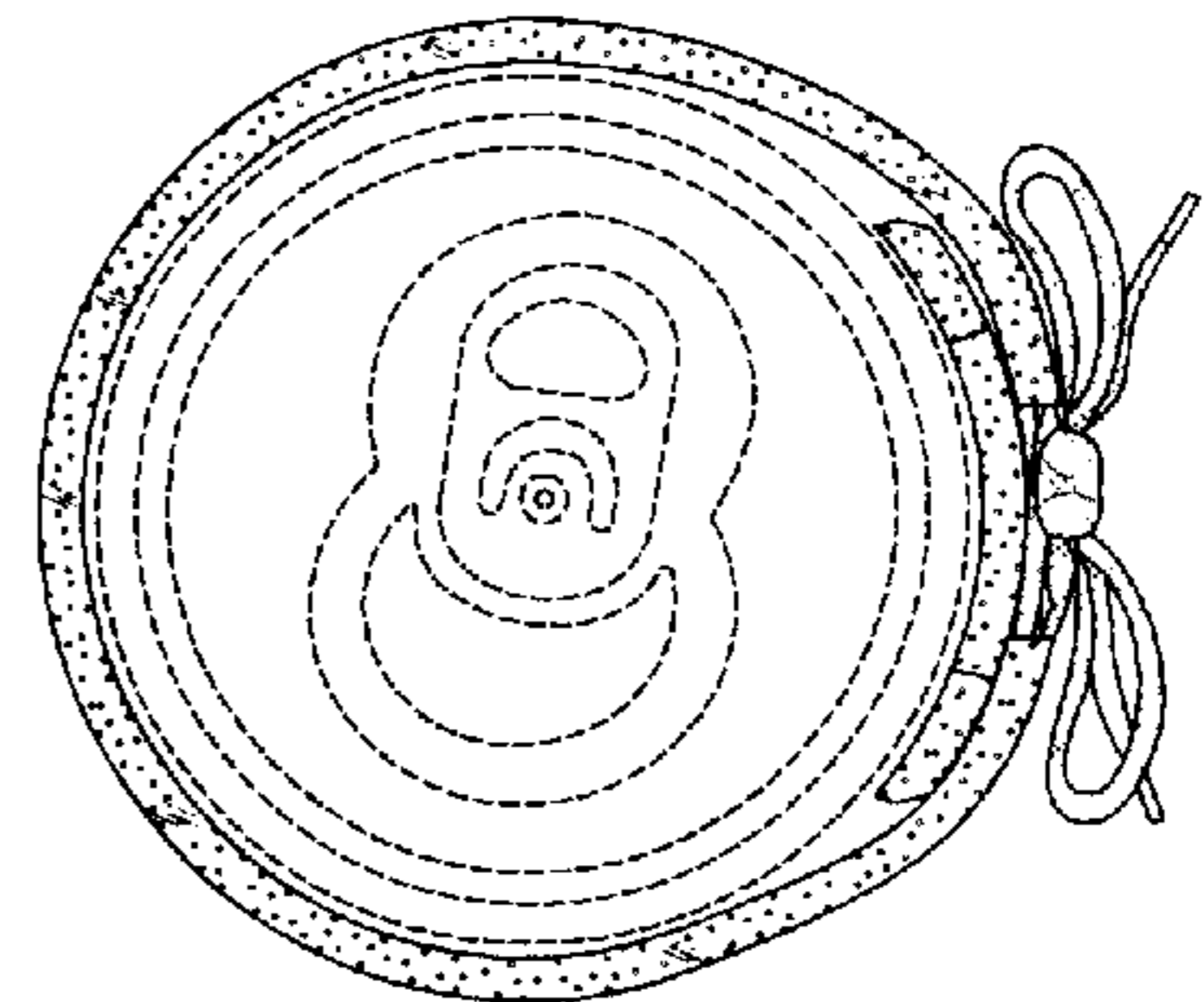


FIG. 4

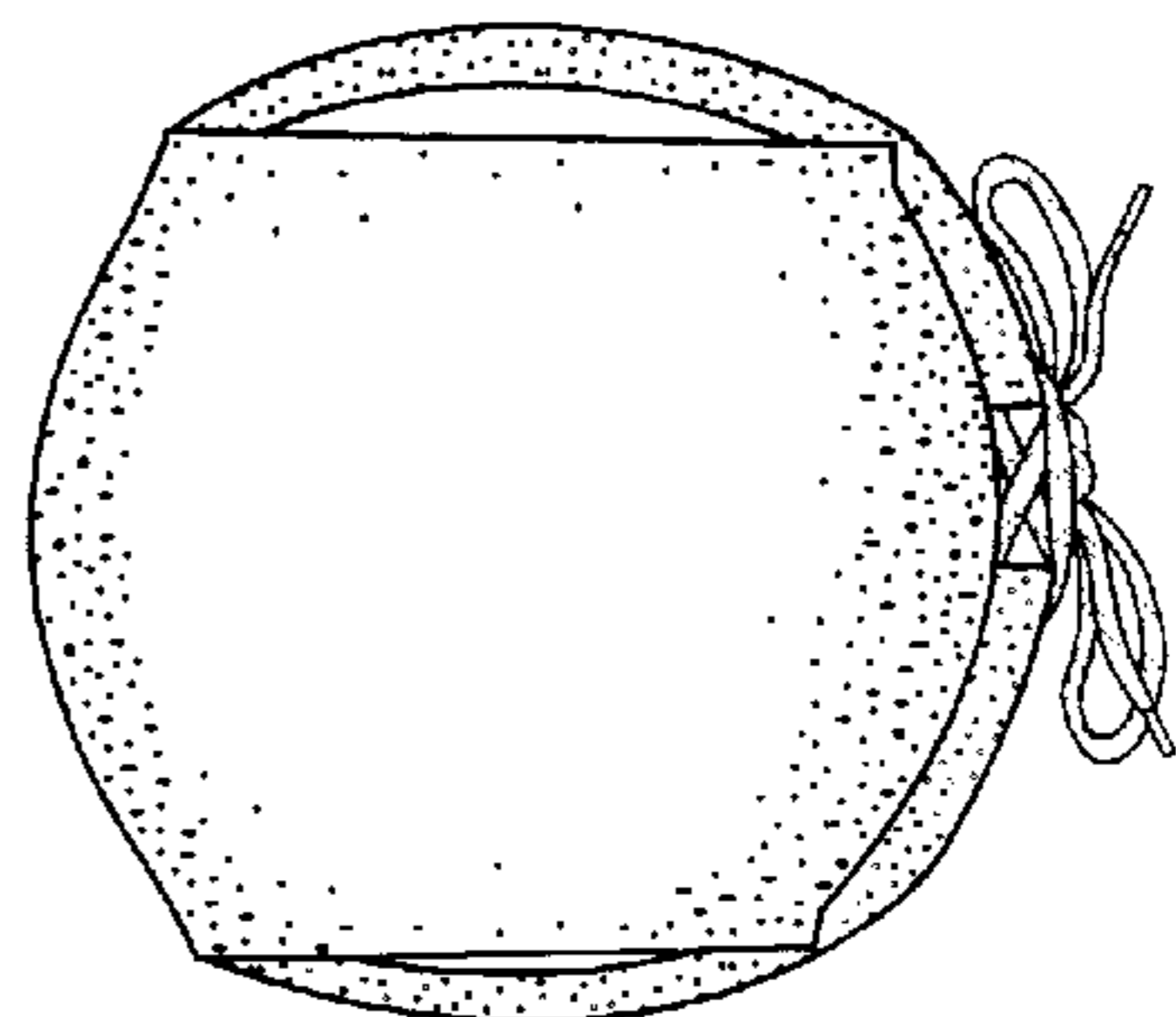


FIG. 5