



US00D433875S

**United States Patent** [19]  
**Schroeter**

[11] **Patent Number: Des. 433,875**

[45] **Date of Patent: \*\* Nov. 21, 2000**

[54] **COOKING GRILL**

3,717,083 2/1973 Karapetian ..... 99/450

[75] Inventor: **Wolfgang Schroeter**, Midhurst, Canada

*Primary Examiner*—Caron D. Veynar  
*Attorney, Agent, or Firm*—Merek & Voorhees

[73] Assignee: **Napoleon Systems & Developments Inc.**, Ontario, Canada

[57] **CLAIM**

[\*\*] Term: **14 Years**

The ornamental design for a cooking grill, as shown and described.

[21] Appl. No.: **29/117,746**

**DESCRIPTION**

[22] Filed: **Feb. 1, 2000**

FIG. 1 is an upper front perspective view of the cooking grill showing my new design;  
FIG. 2 is a top plan view thereof;  
FIG. 3 is a front elevational view thereof;  
FIG. 4 is a bottom view thereof;  
FIG. 5 is a rear elevational view thereof;  
FIG. 6 is a right side elevational view thereof; and,  
FIG. 7 is a left side elevational view thereof.  
The cooking grill is shown cut away to indicate indeterminate length and width.

[51] **LOC (7) Cl.** ..... **07-02**

[52] **U.S. Cl.** ..... **D7/409**


[58] **Field of Search** ..... D7/323, 409; 99/422;  
126/1 R, 24, 25 R, 29

[56] **References Cited**

**U.S. PATENT DOCUMENTS**

- D. 188,780 9/1960 Kates ..... D7/409
- D. 364,535 11/1995 Moore ..... D7/409

**1 Claim, 3 Drawing Sheets**



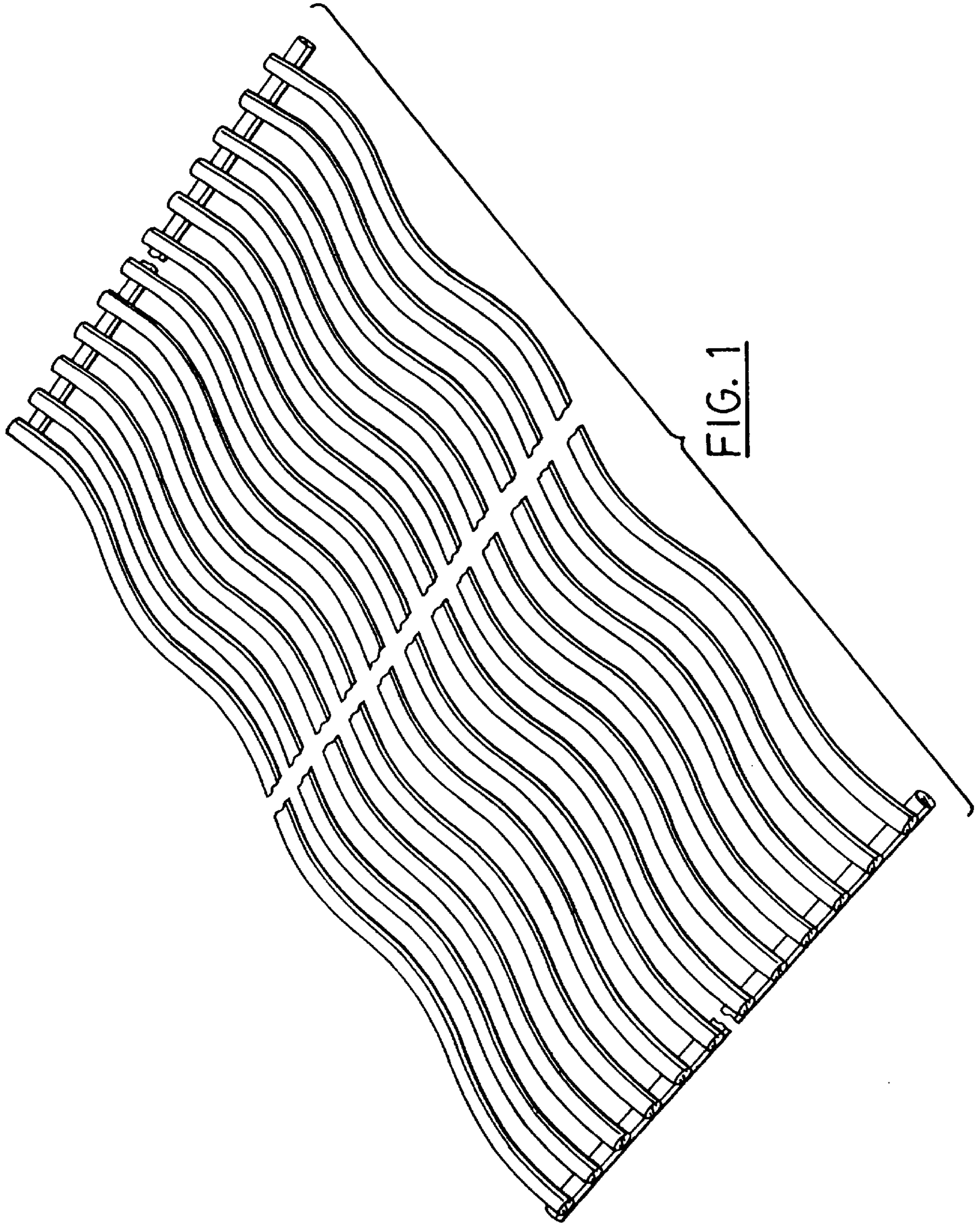


FIG. 1




FIG. 2



FIG. 3

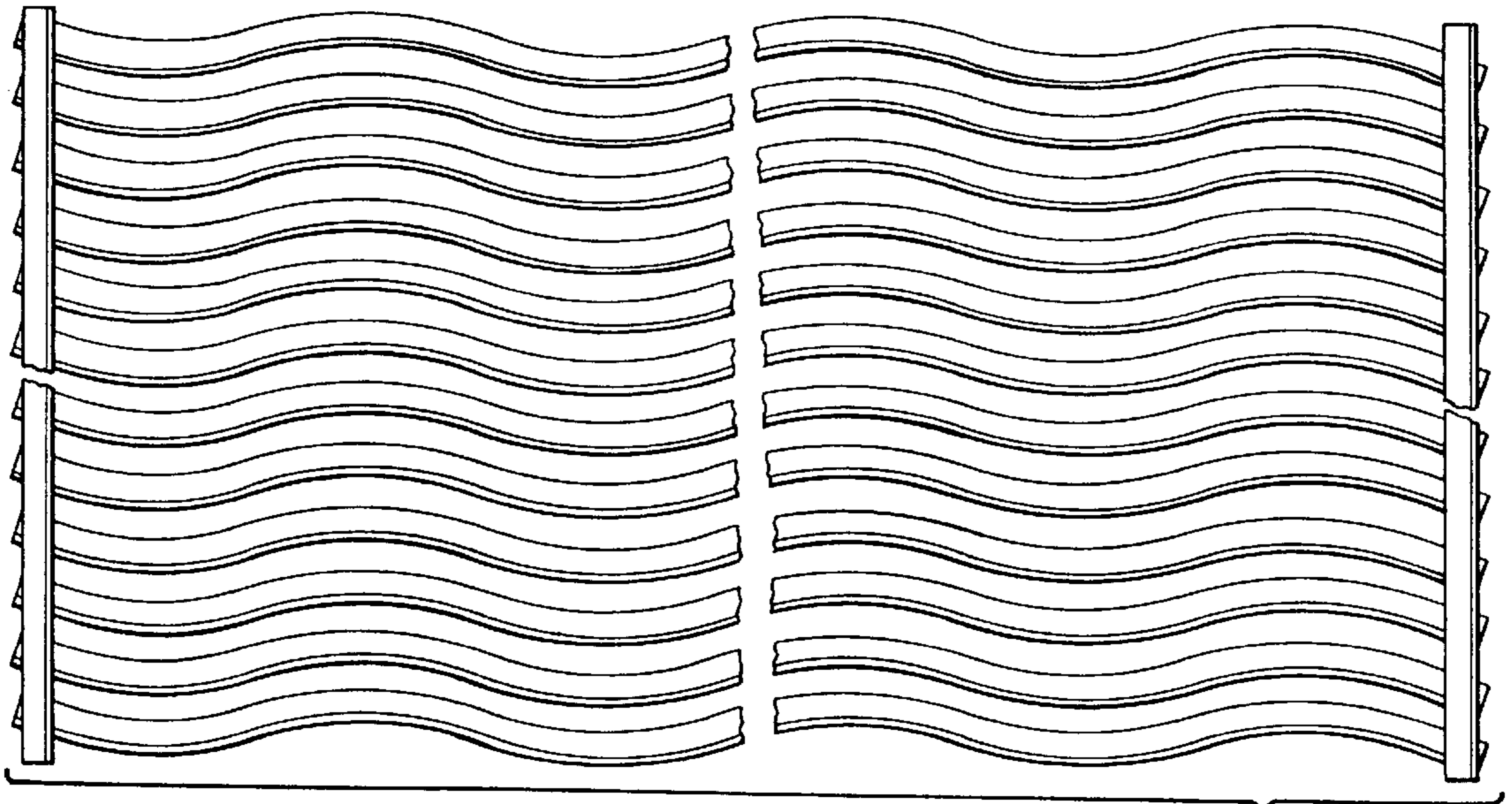


FIG. 4

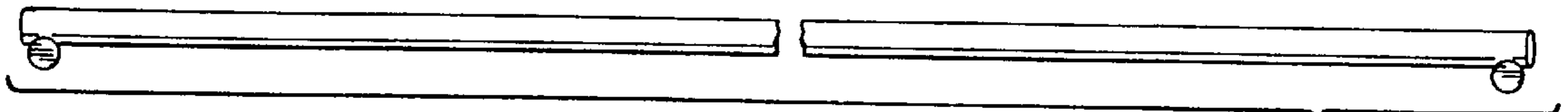


FIG. 5



FIG. 6



FIG. 7