



US00D433872S

United States Patent [19]

Naft et al.

[11] Patent Number: Des. 433,872

[45] Date of Patent: ** Nov. 21, 2000

[54] **FOOD PROCESSOR**

[75] Inventors: **Stuart Naft**, Fairfield, Conn.;
Bernhard Heitz, Karben, Germany;
Joseph Toro, Stratford, Conn.

[73] Assignee: **HP Intellectual Corp.**, Wilmington, Del.

[**] Term: **14 Years**

[21] Appl. No.: **29/117,027**

[22] Filed: **Jan. 14, 2000**

[51] **LOC (7) Cl.** **31-00**

[52] **U.S. Cl.** **D7/384; D7/381**

[58] **Field of Search** D7/372, 376-386,
D7/413; 366/64, 68, 197, 199, 219, 241;
241/30, 33, 101.01, 168, 185.5, 278.2,
296, 301

- D. 339,502 9/1993 Kamiyama .
- D. 339,716 9/1993 Barrault .
- D. 346,090 4/1994 Sham et al. .
- D. 347,358 5/1994 Brady .
- D. 366,595 1/1996 Dobson et al. .
- D. 369,944 5/1996 Cartellone .
- D. 372,397 8/1996 Littmann et al. .
- D. 372,835 8/1996 Leverrier .
- D. 390,745 2/1998 Leverrier .
- D. 395,573 6/1998 Leverrier .
- D. 396,992 8/1998 Lallemand .
- D. 396,996 8/1998 Lallemand .
- D. 400,050 10/1998 Littmann .
- D. 404,253 1/1999 Littmann .
- D. 410,171 5/1999 Lallemand D7/372
- 2,225,250 12/1940 Rodwick .

Primary Examiner—Caron D. Veynar
Attorney, Agent, or Firm—Barry E. Deutsch

[57] **CLAIM**

The ornamental design for a food processor, as shown and described.

[56] **References Cited**

U.S. PATENT DOCUMENTS

- D. 172,390 6/1954 Hooe .
- D. 209,915 1/1968 Bentley .
- D. 241,404 9/1976 Mantelet .
- D. 290,677 7/1987 Stutzer et al. .
- D. 303,482 9/1989 Barrault .
- D. 306,680 3/1990 Madl .
- D. 315,657 3/1991 Ruttiman .
- D. 320,326 10/1991 Barrault .
- D. 331,170 11/1992 Grenier .
- D. 332,201 1/1993 Beeren .

DESCRIPTION

FIG. 1 is a perspective view, taken from the front, right side, and top, illustrating our new design of a food processor; FIG. 2 is a top plan view thereof; FIG. 3 is a rear elevation view thereof; FIG. 4 is a left side elevation view thereof; FIG. 5 is a front elevation view thereof; FIG. 6 is a right side elevation view thereof; and, FIG. 7 is a bottom plan view thereof.

1 Claim, 3 Drawing Sheets




FIG. 1




FIG. 2

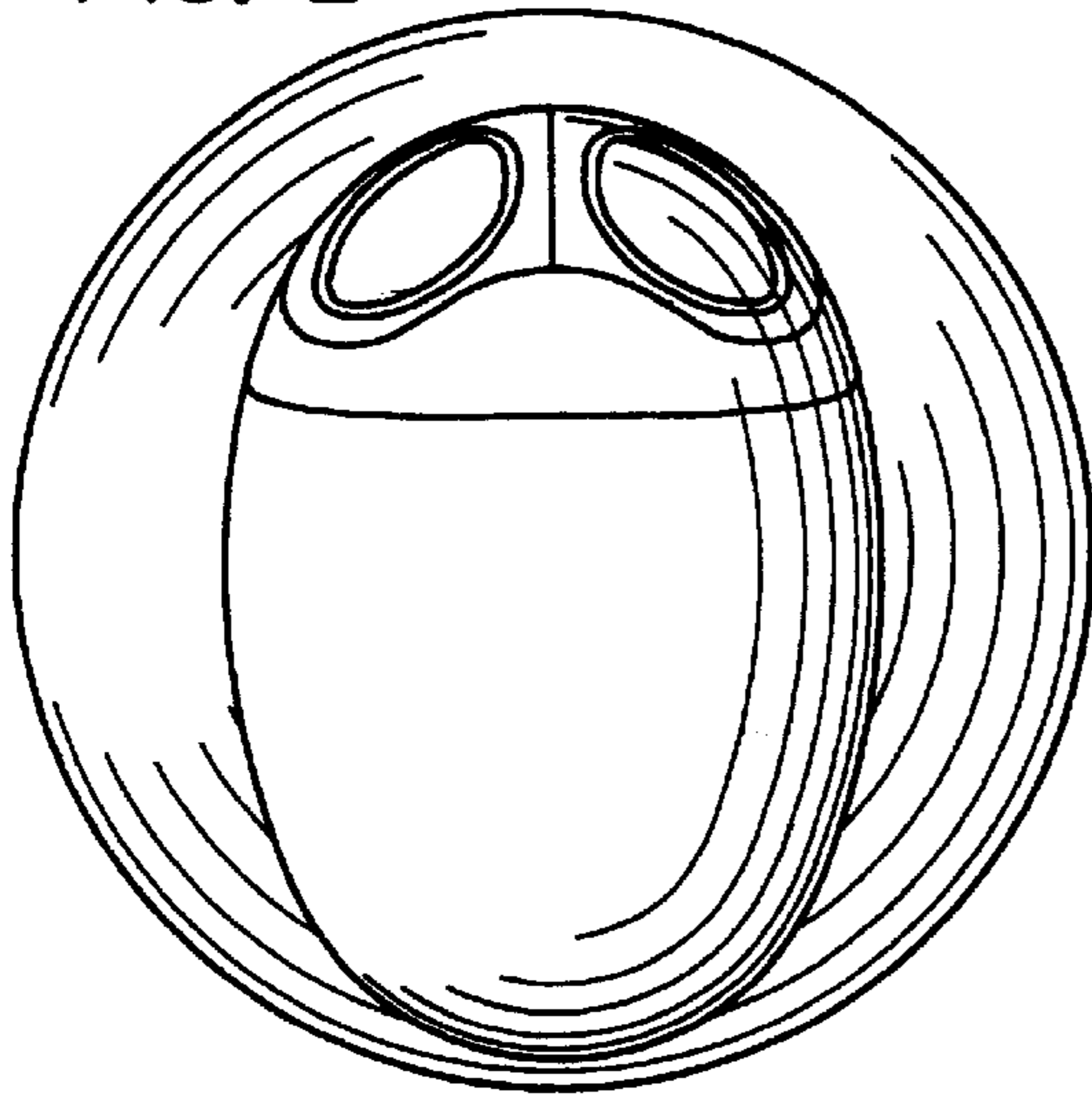


FIG. 3

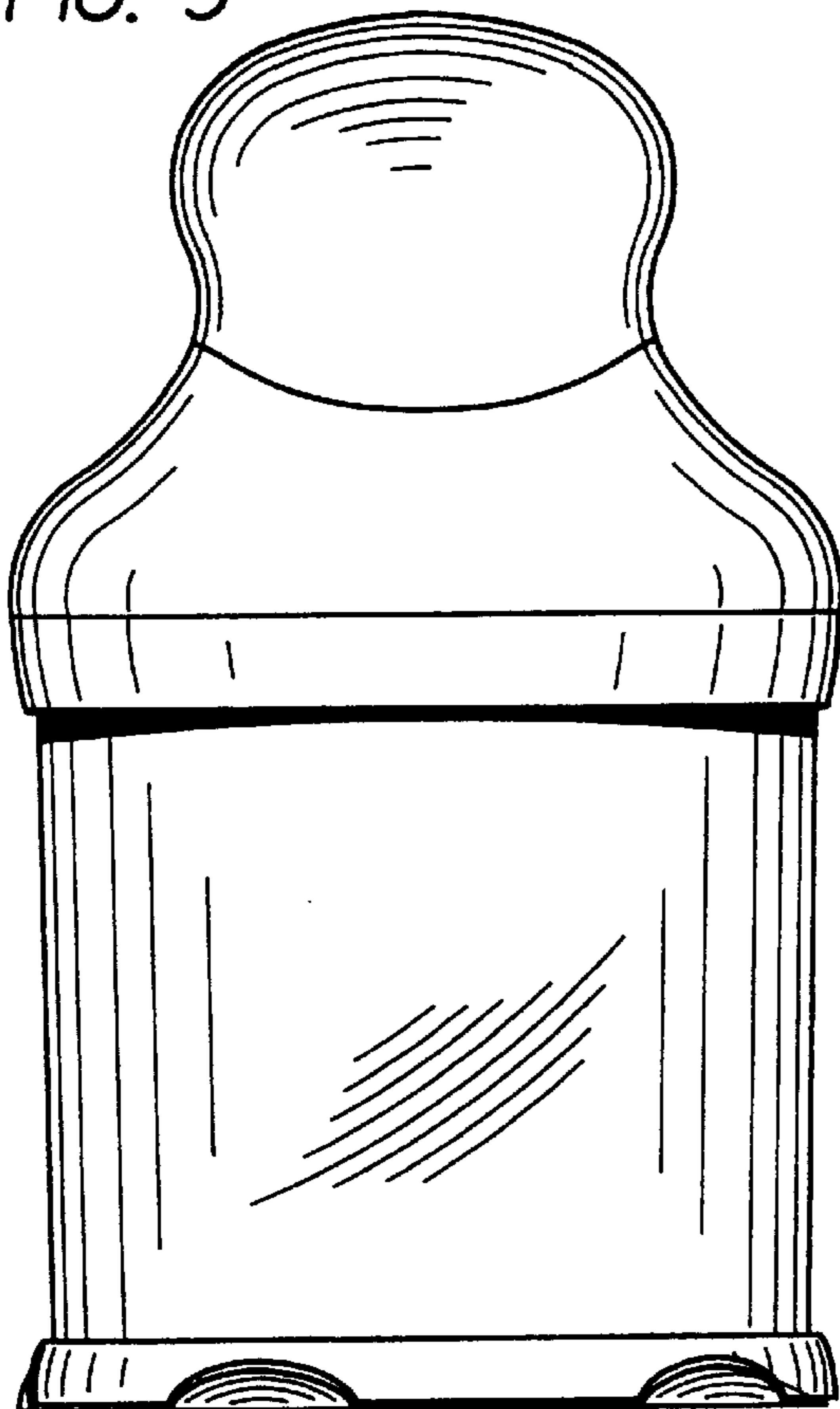


FIG. 4

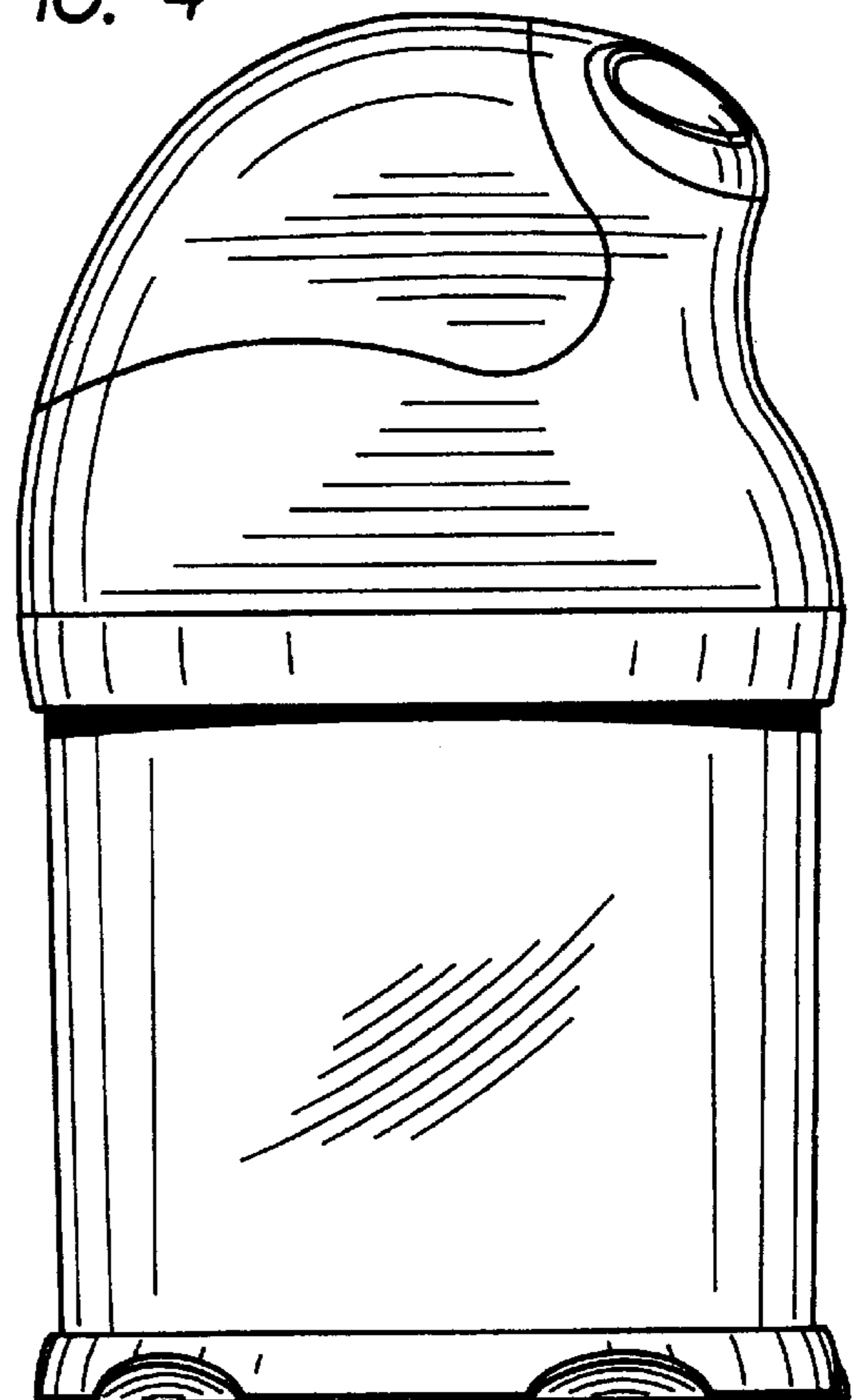


FIG. 5

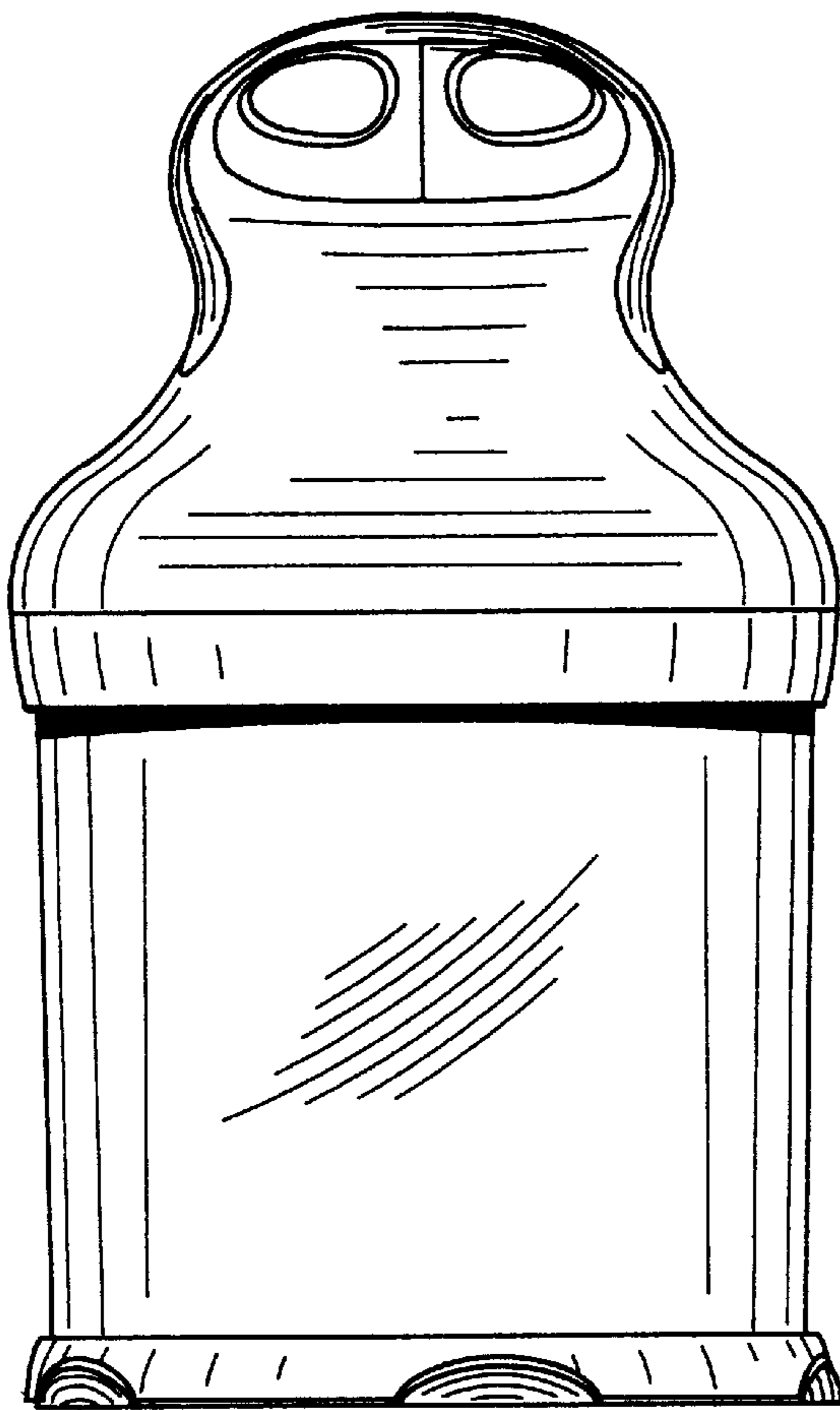


FIG. 6

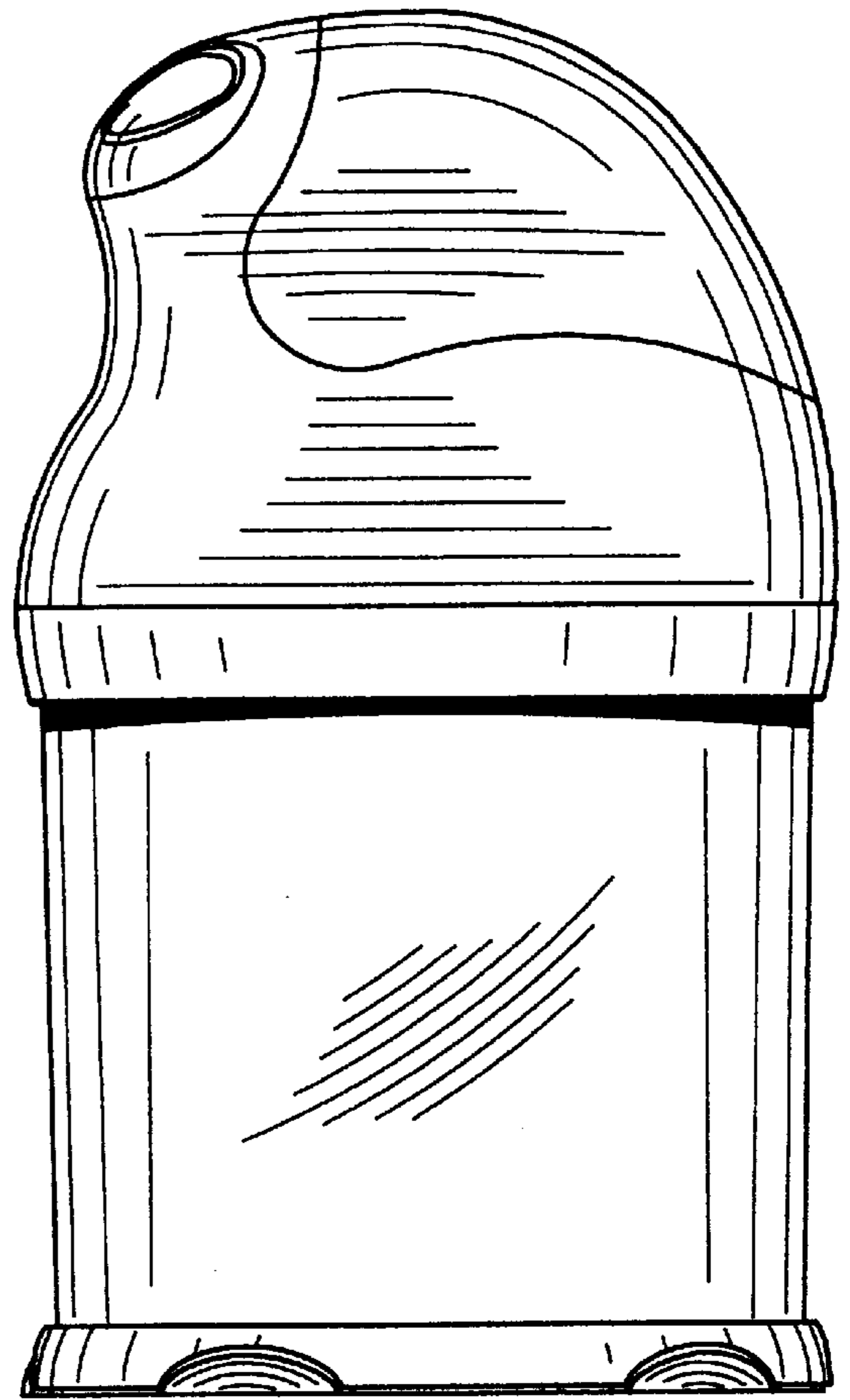


FIG. 7

