



US00D433838S

# United States Patent [19] O'Hara

[11] Patent Number: **Des. 433,838**

[45] Date of Patent: **\*\* Nov. 21, 2000**

[54] **FLIP-TOP DISPLAY FOR WALL AND FLOOR COVERING SAMPLES**

5,249,674 10/1993 Lepie ..... 206/581 X  
5,316,138 5/1994 Thompson ..... 206/472 X  
6,042,113 3/2000 Walker ..... D9/304 X

[75] Inventor: **Jeffrey M. O'Hara**, Ramsey, N.J.

*Primary Examiner*—Cathron B. Matta  
*Attorney, Agent, or Firm*—Pitts & Brittian, P.C.

[73] Assignee: **Shelby Williams Industries, Inc.**,  
Morristown, Tenn.

[57] **CLAIM**

[\*\*] Term: **14 Years**

The ornamental design for a flip-top display for wall and floor covering samples, as shown and described.

[21] Appl. No.: **29/115,546**

**DESCRIPTION**

[22] Filed: **Dec. 16, 1999**

[51] **LOC (7) Cl.** ..... **06-06**

[52] **U.S. Cl.** ..... **D6/409; D6/434; D6/450**

[58] **Field of Search** ..... D6/396, 409, 434,  
D6/450; D9/304; 206/457, 472, 581, 223,  
450

FIG. 1 is a perspective view of the flip-top display for wall and floor covering samples with the flip-top closed;  
FIG. 2 is a reduced perspective view thereof with the flip-top open;  
FIG. 3 is an enlarged right side view thereof, left side view being a mirror image thereof;  
FIG. 4 is an enlarged front view thereof;  
FIG. 5 is an enlarged back view thereof;  
FIG. 6 is a reduced top view thereof; and,  
FIG. 7 is a reduced bottom view thereof.

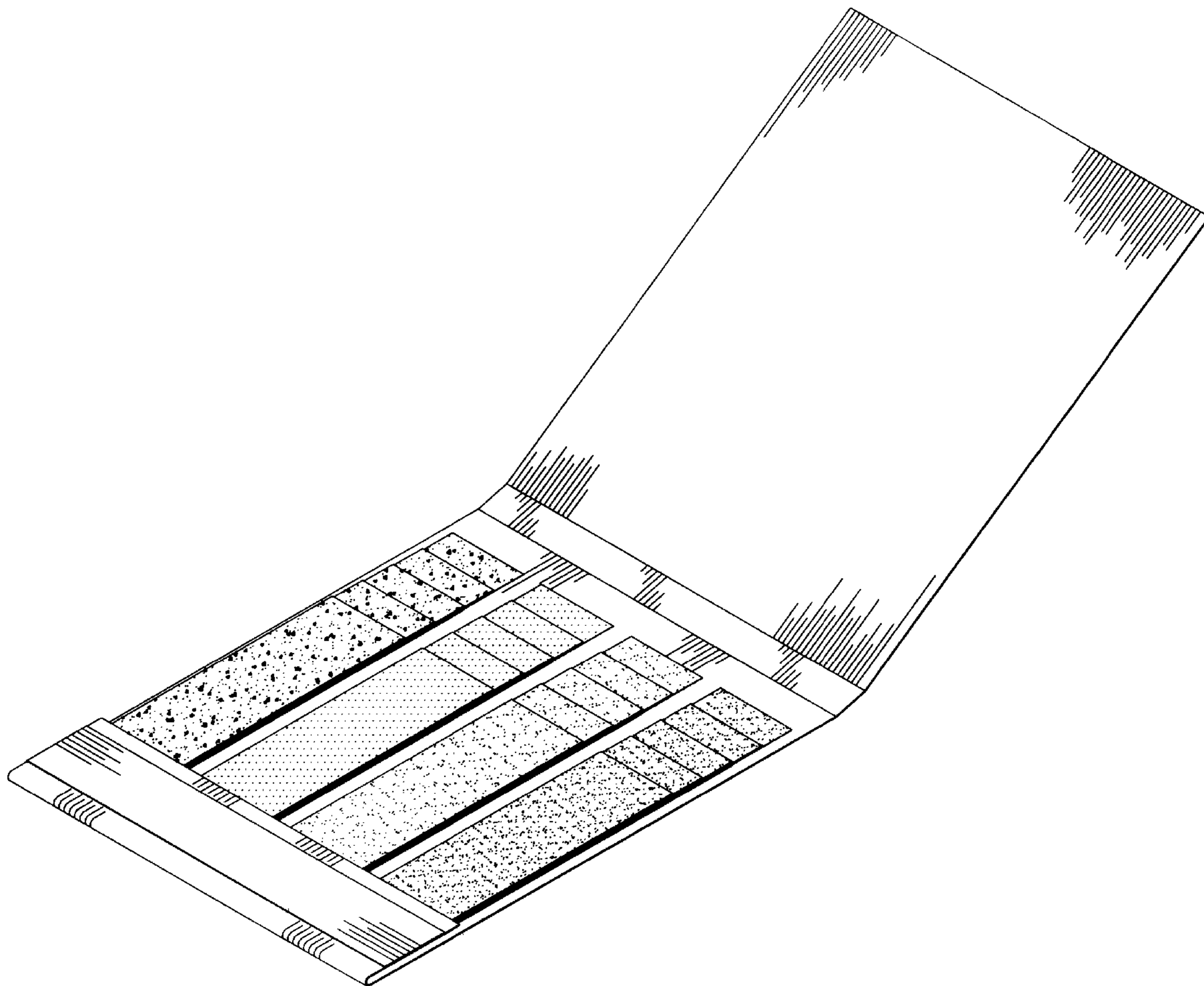
[56] **References Cited**

**U.S. PATENT DOCUMENTS**

D. 248,369 7/1978 Robertson et al. .... D9/304 X  
D. 288,172 2/1987 Kanellos ..... D6/450 X  
D. 292,955 12/1987 Knight ..... D6/409  
D. 397,733 9/1998 Walker ..... D9/304 X

The broken line showing of a hand is for illustrative purposes only and forms no part of the claimed design.

**1 Claim, 4 Drawing Sheets**



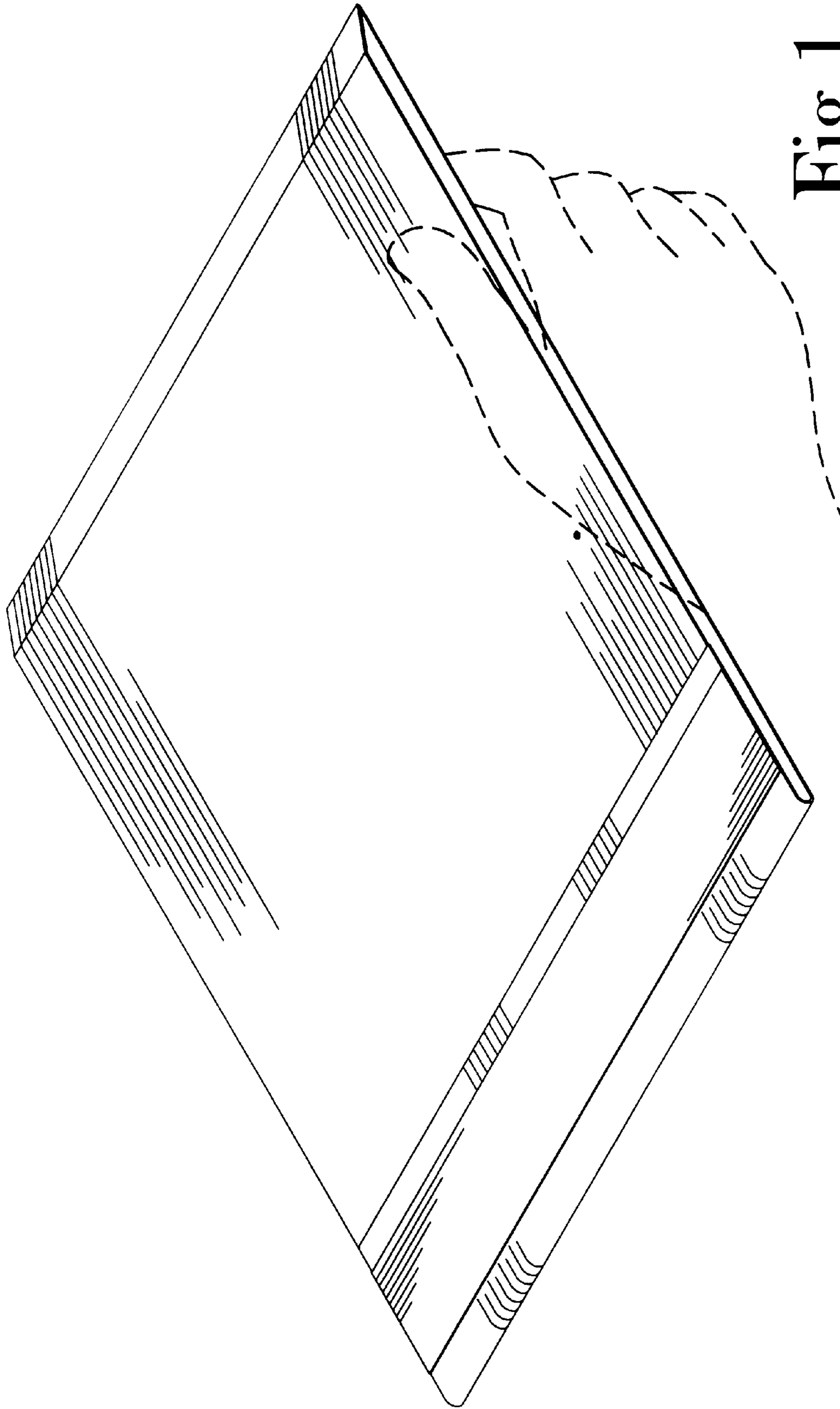


Fig. 1

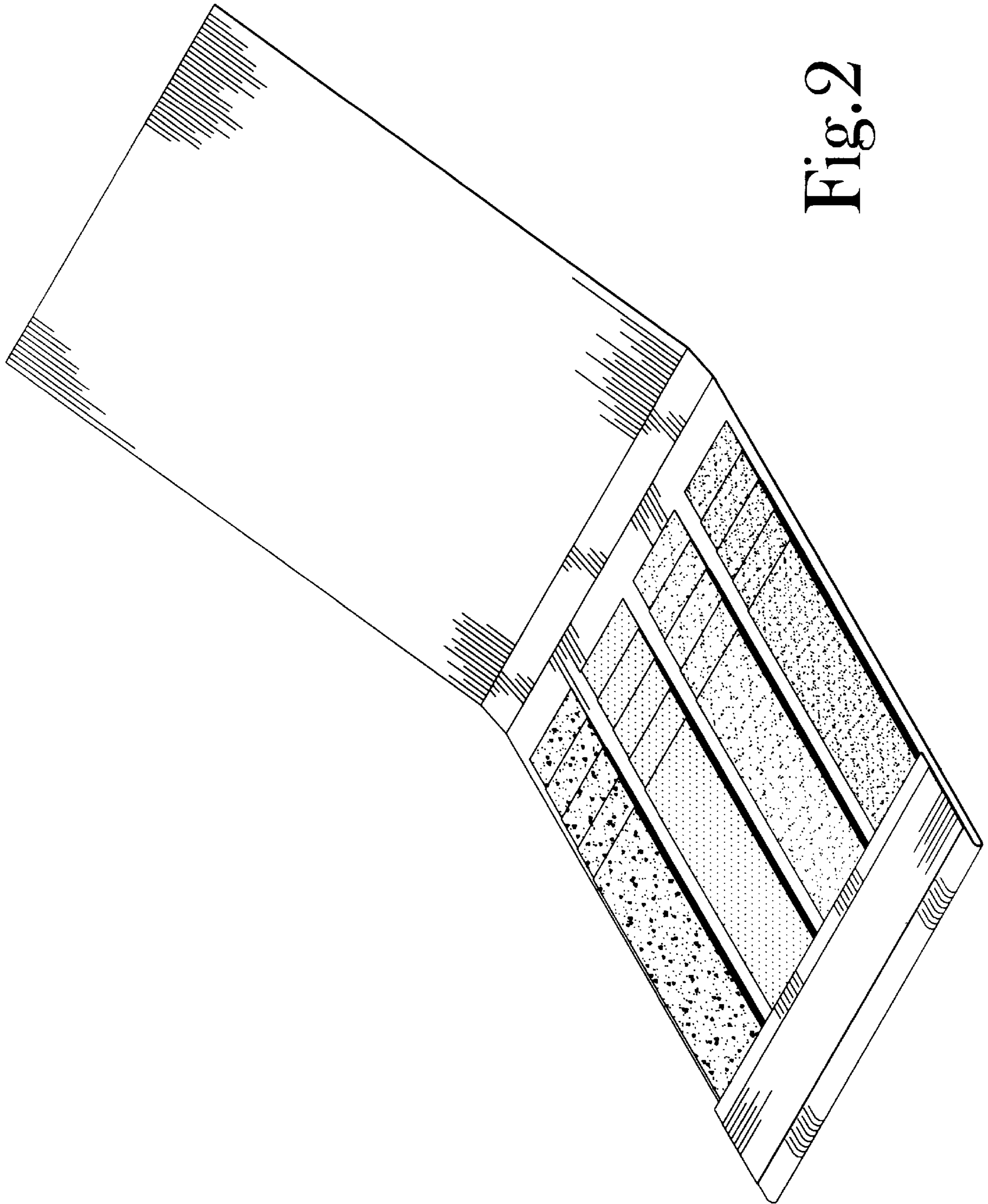


Fig. 2



Fig. 3



Fig. 4

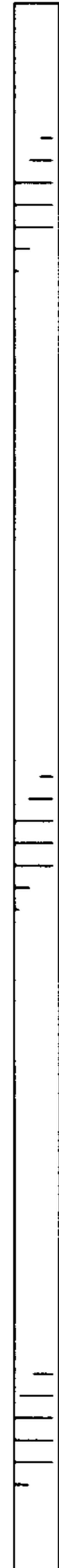


Fig. 5




Fig. 7

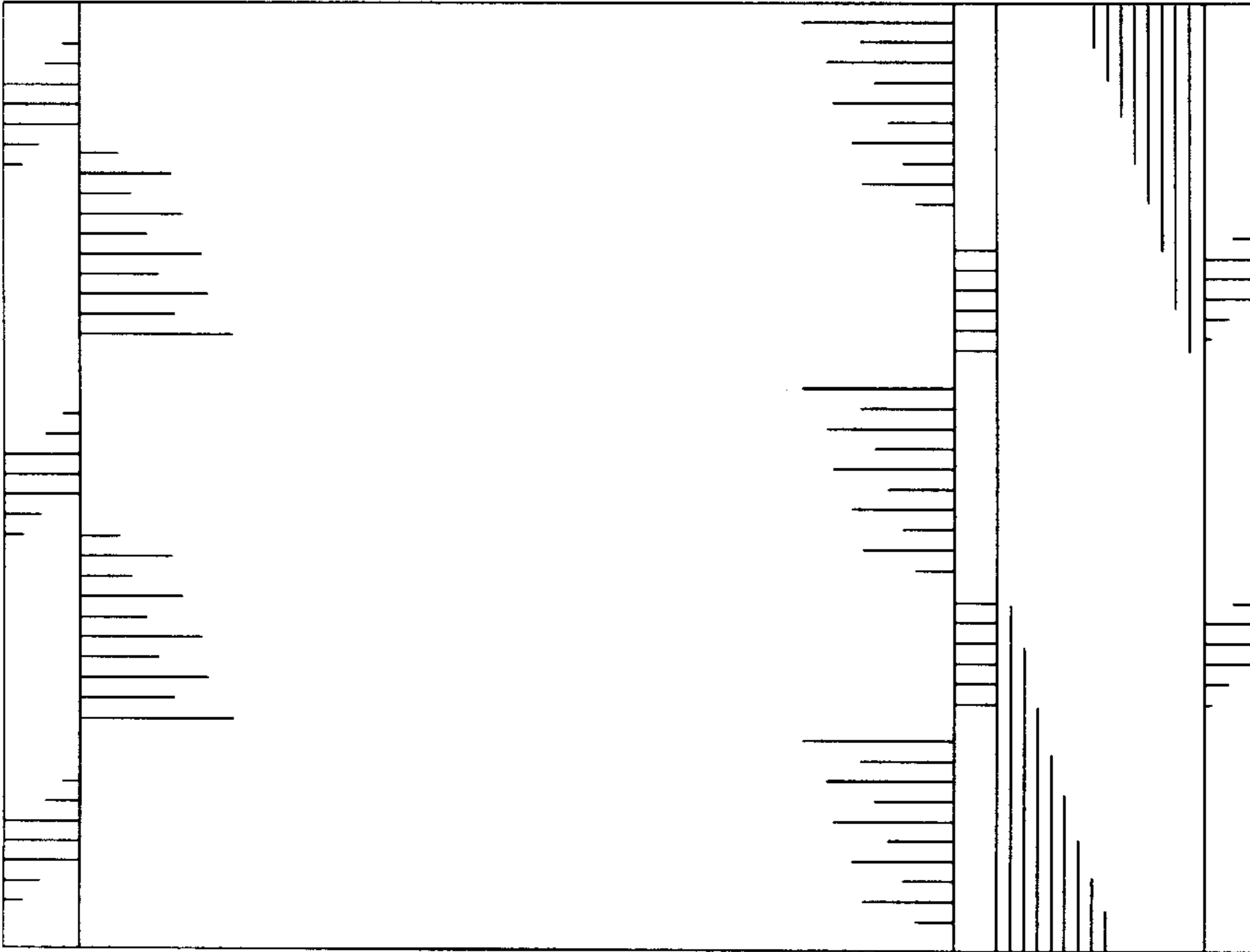


Fig. 6