



US00D433830S

United States Patent [19]

[11] **Patent Number: Des. 433,830**

Barile et al.

[45] **Date of Patent: ** *Nov. 21, 2000**

[54] **STACKING BAR STOOL WITH VERTICAL BACK**

[75] Inventors: **Peter Barile**, Morristown, Tenn.;
Manfred Steinfeld, Chicago, Ill.

[73] Assignee: **Shelby Williams Industries, Inc.**,
Morristown, Tenn.

[*] Notice: This patent is subject to a terminal disclaimer.

[**] Term: **14 Years**

[21] Appl. No.: **29/100,694**

[22] Filed: **Feb. 16, 1999**

[51] **LOC (7) Cl.** **06-01**

[52] **U.S. Cl.** **D6/360**

[58] **Field of Search** D6/334, 360, 370,
D6/374, 376, 379, 380, 500, 501, 502;
297/239, 423.21, 445.1, 446.1, 461

[56] **References Cited**

U.S. PATENT DOCUMENTS

D. 121,072 6/1940 Johnson D6/370

D. 199,902	12/1964	Petersen	D6/374
D. 202,426	9/1965	Jakobsen	D6/360
D. 222,997	2/1972	Edgar et al.	D6/374
D. 264,779	6/1982	Wenger et al.	D6/380
D. 268,798	5/1983	Rowland	D6/374
D. 357,816	5/1995	Vine	D6/370
D. 371,010	6/1996	Barile	D6/370
D. 372,134	7/1996	Martin	D6/376
2,936,024	5/1960	Hendrickson	297/239
4,304,436	12/1981	Rowland	297/239

Primary Examiner—Gary D. Watson
Attorney, Agent, or Firm—Pitts & Brittan, P.C.

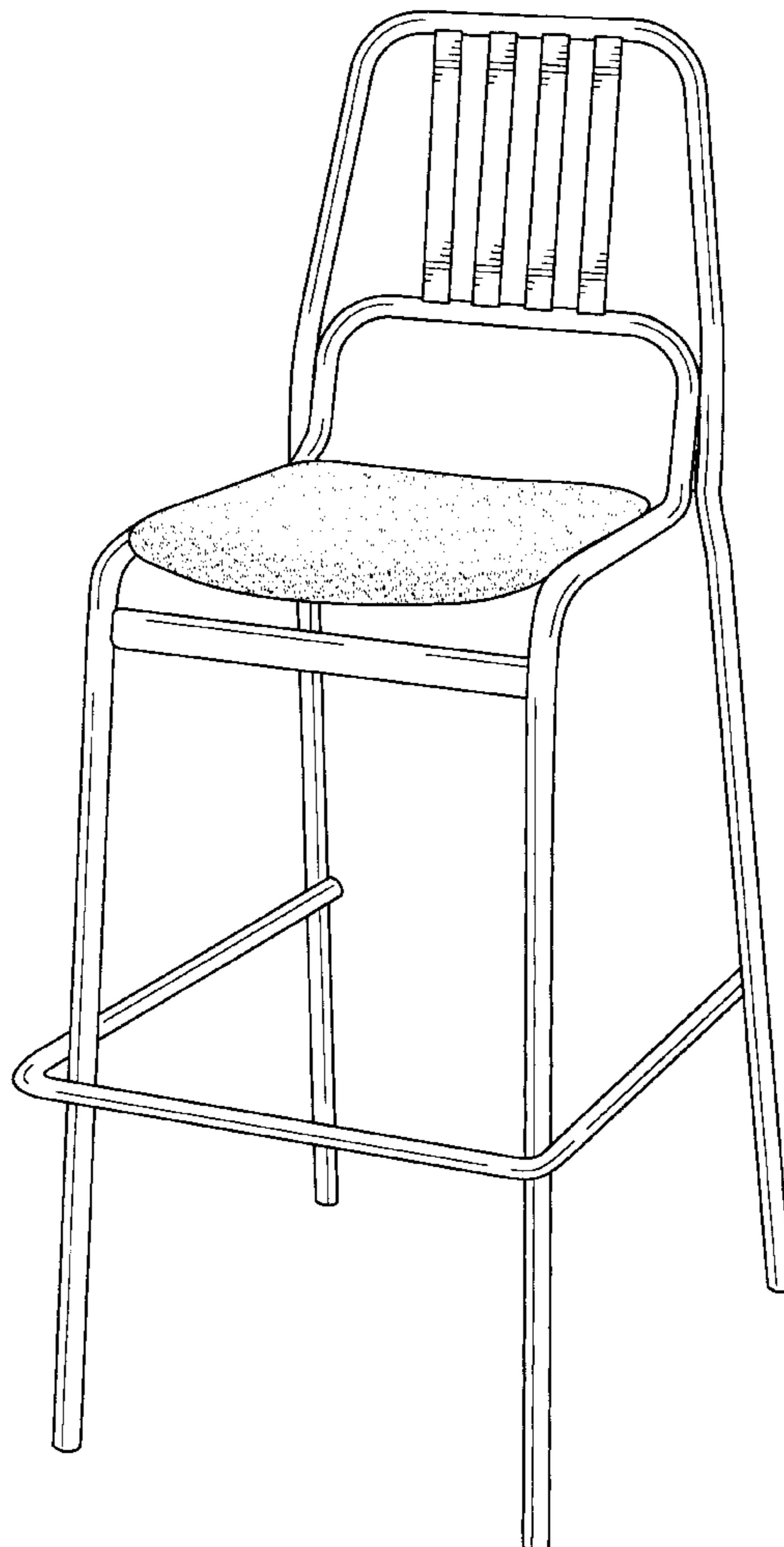
[57] **CLAIM**

The ornamental design for a stacking bar stool with vertical back, as shown and described.

DESCRIPTION

FIG. 1 is a perspective view thereof;
FIG. 2 is a front view thereof;
FIG. 3 is a back view thereof;
FIG. 4 is a right side view thereof, left side view being a mirror image thereof;
FIG. 5 is a top view thereof; and,
FIG. 6 is a bottom view thereof.

1 Claim, 6 Drawing Sheets



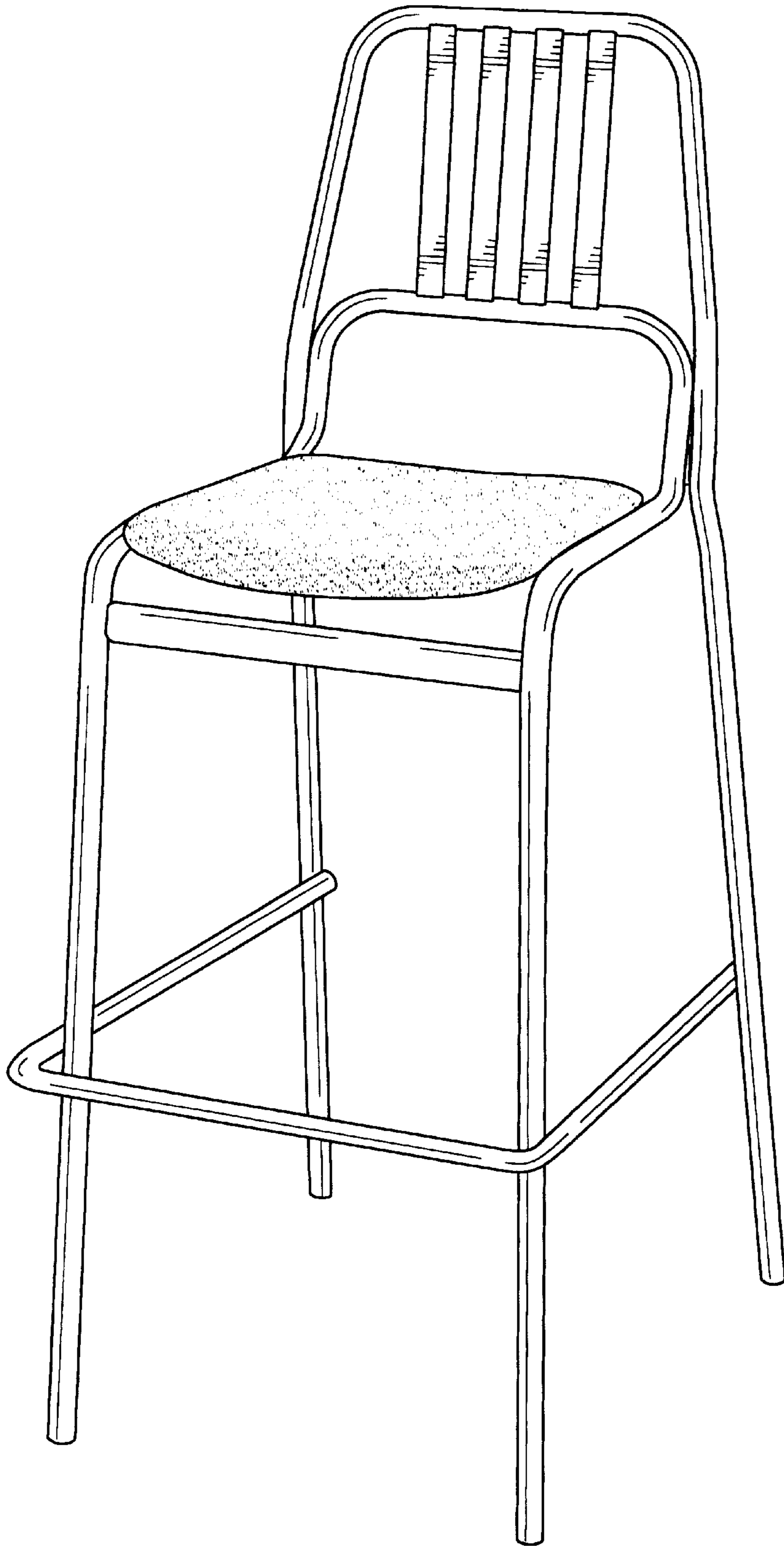


Fig. 1




Fig. 2




Fig. 3

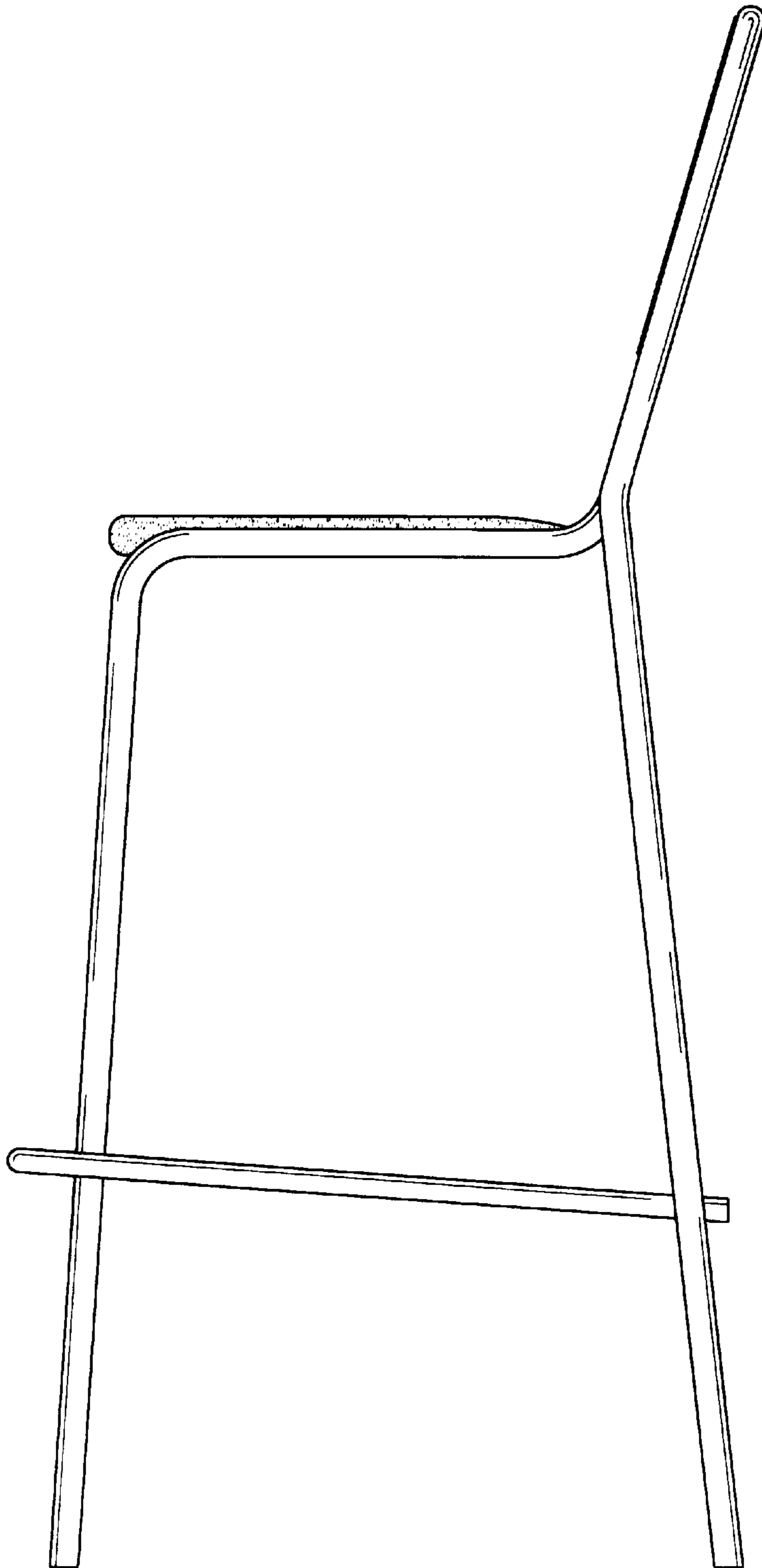


Fig. 4

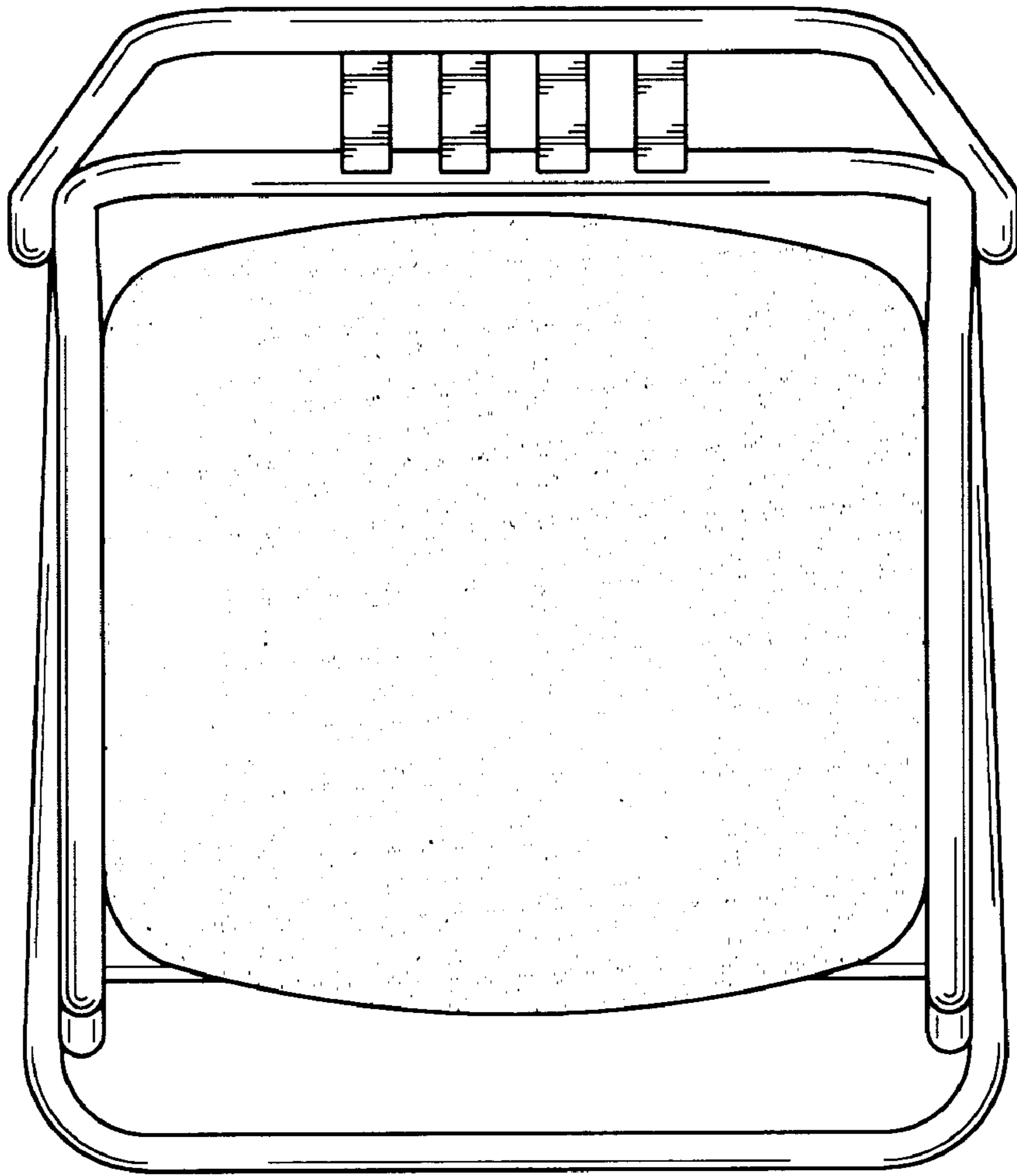


Fig. 5




Fig. 6