



US00D433807S

United States Patent [19]

[11] Patent Number: **Des. 433,807**

Vazquez

[45] Date of Patent: **** *Nov. 21, 2000**

[54] **RINGED CIRCULAR POCKET WITH BAG PORTION**

[75] Inventor: **Maximino Vazquez**, New York, N.Y.

[73] Assignee: **Maxworld, Inc.**, New York, N.Y.

[*] Notice: This patent is subject to a terminal disclaimer.

[**] Term: **14 Years**

[21] Appl. No.: **29/104,442**

[22] Filed: **May 5, 1999**

[51] **LOC (7) Cl.** **03-01**

[52] **U.S. Cl.** **D3/303; D3/232; D3/238**

[58] **Field of Search** D3/318, 319, 321, D3/322, 303, 232, 238; D2/257, 863, 864; 150/102; 2/69, 79, 227, 247, 250

[56] **References Cited**

U.S. PATENT DOCUMENTS

D. 205,756	9/1966	Triplett	D9/2
D. 250,737	1/1979	Brosk	D2/864
D. 258,998	4/1981	Pratt et al.	D3/41
D. 350,024	8/1994	Ryker	D3/202
D. 385,452	10/1997	Marti	D6/601
D. 389,642	1/1998	Nadel	D3/254
1,491,711	4/1924	Levine	2/250
2,123,447	7/1938	Waite	D2/857 X

2,493,085	1/1950	Pincus	150/1.7
3,322,176	5/1967	Geller	150/1.7
4,301,549	11/1981	Ingram	2/250
4,838,709	6/1989	Guerriero et al.	383/18
5,799,336	9/1998	Cooper	2/69
5,809,576	9/1998	Huston et al.	2/247
5,881,383	3/1999	Perkins	2/247

Primary Examiner—Louis S. Zarfaz
Assistant Examiner—Monica A. Weingart
Attorney, Agent, or Firm—Darby & Darby

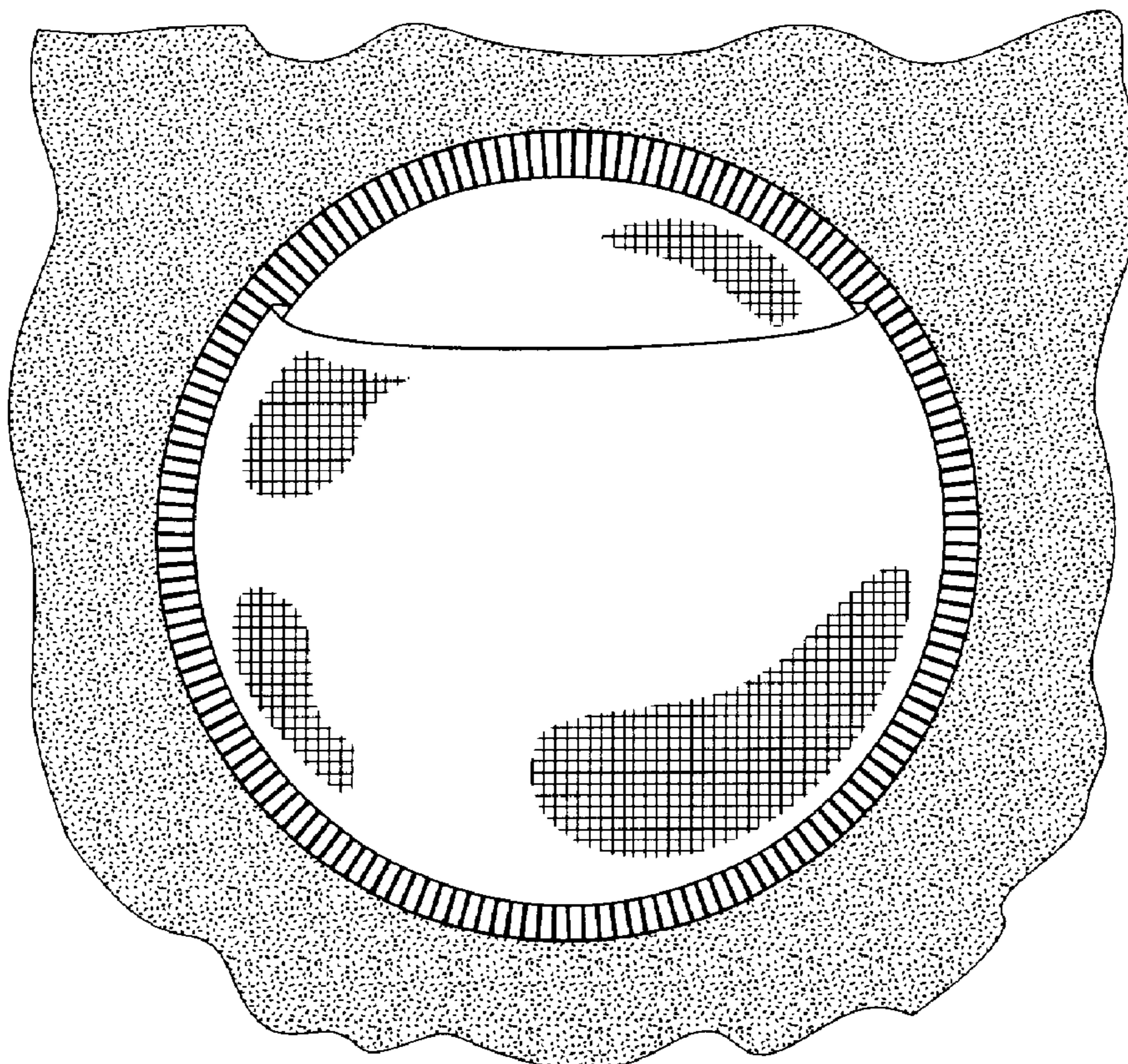
[57] **CLAIM**

The ornamental design for a ringed circular pocket with bag portion, as shown and described.

DESCRIPTION

FIG. 1 is a top plan view of a ringed circular pocket with bag portion attached to at least a portion of a bag and illustrated with an access shown in broken lines; FIG. 2 is a bottom plan view thereof from which only the portion of the bag is viewable; FIG. 3 is a bottom elevational view thereof; FIG. 4 is a left side view thereof, the right side view being a mirror image; FIG. 5 is a top plan view of FIG. 1 of a particular embodiment in which the circular pocket comprises a top-accessed circular pocket; and, FIG. 6 is a left side view of the embodiment of FIG. 5, the right side view being a mirror image.

1 Claim, 3 Drawing Sheets



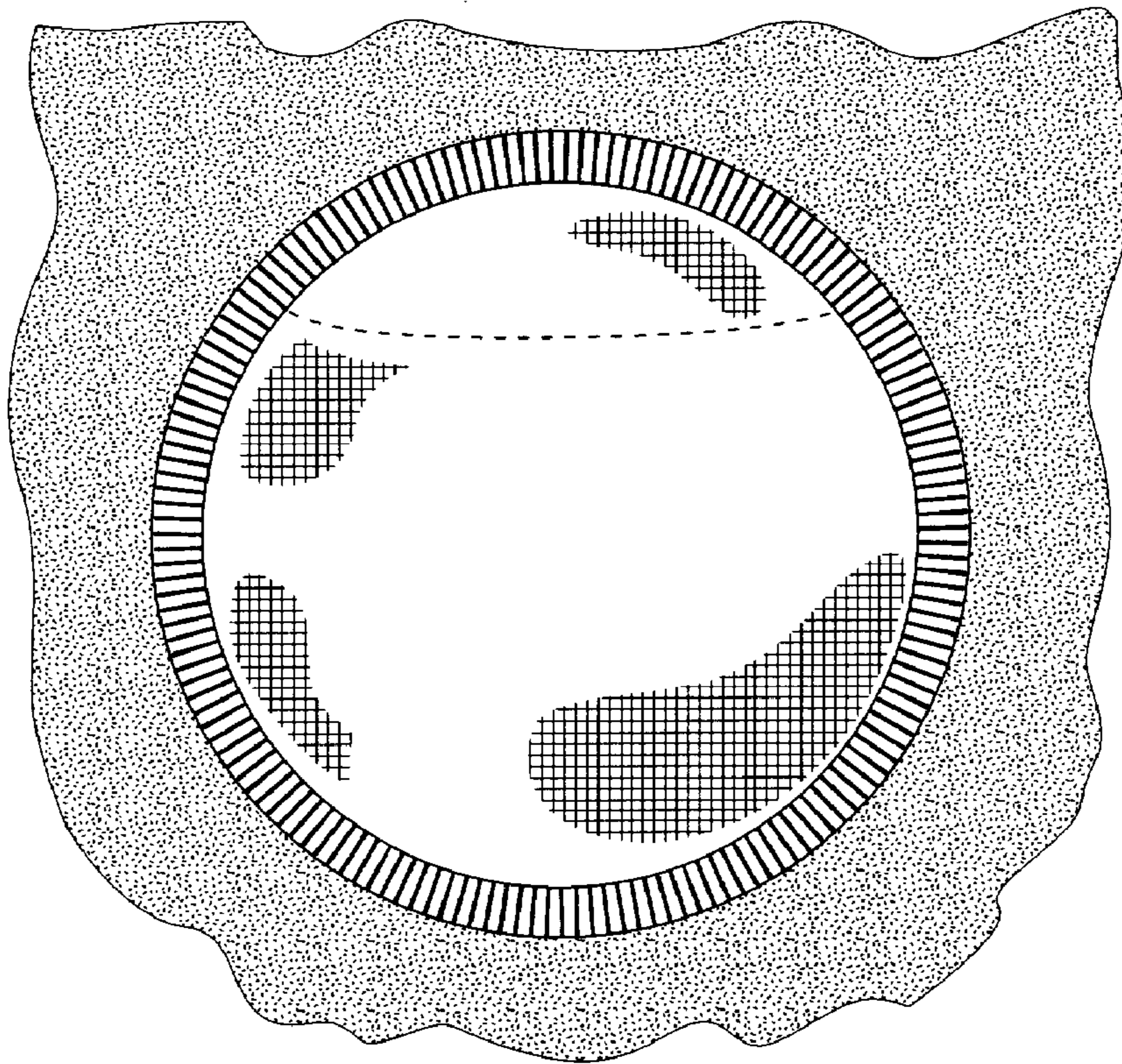


FIG. 1




FIG. 2

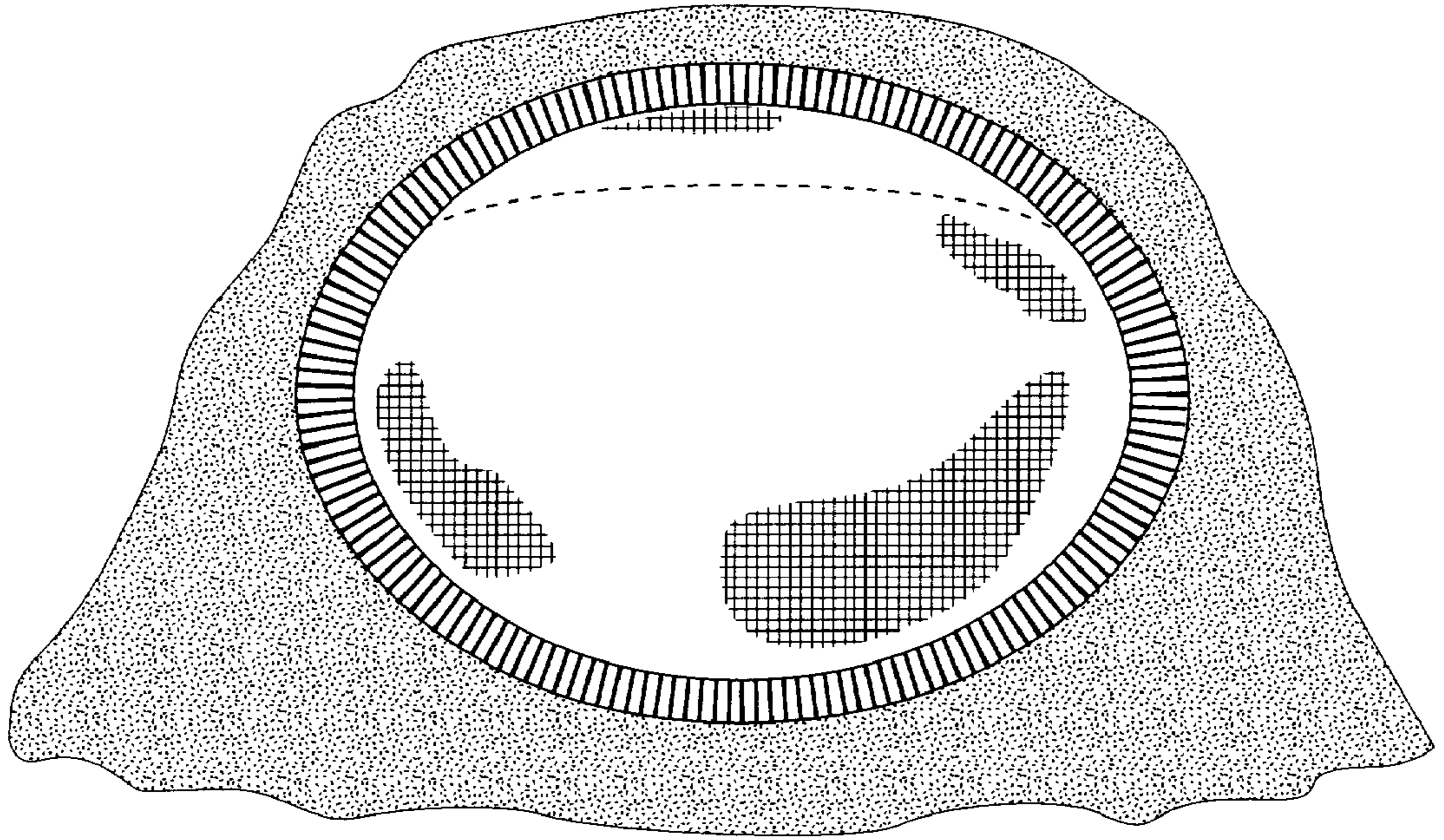


FIG. 3

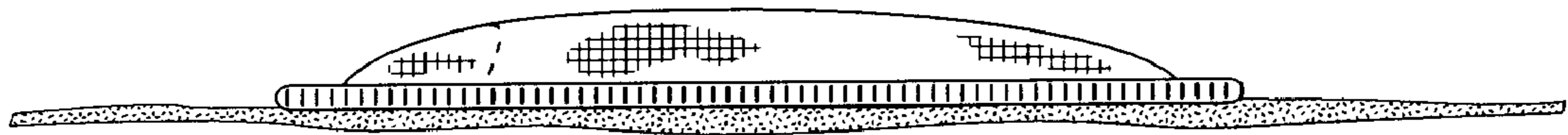


FIG. 4

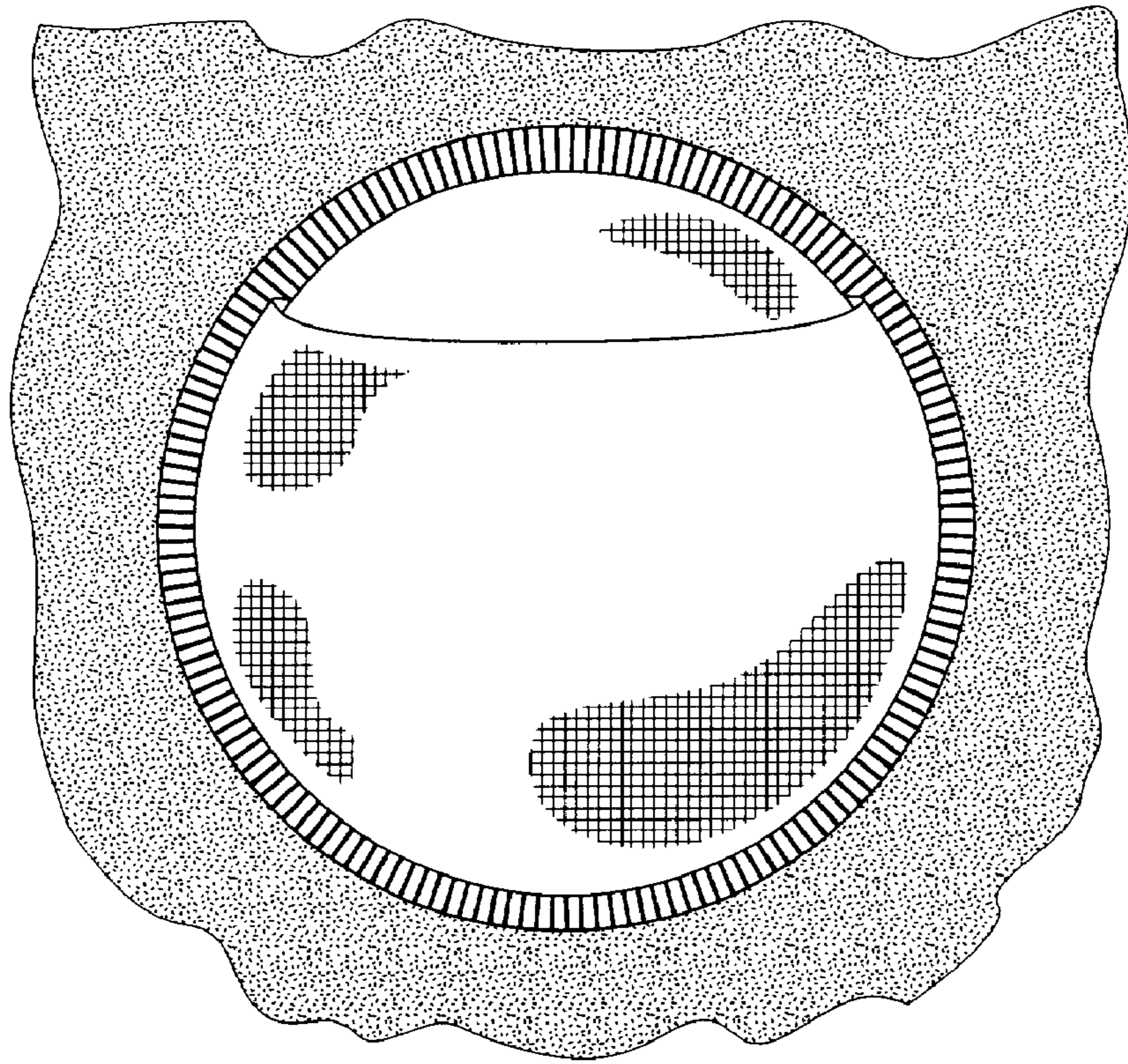


FIG. 5

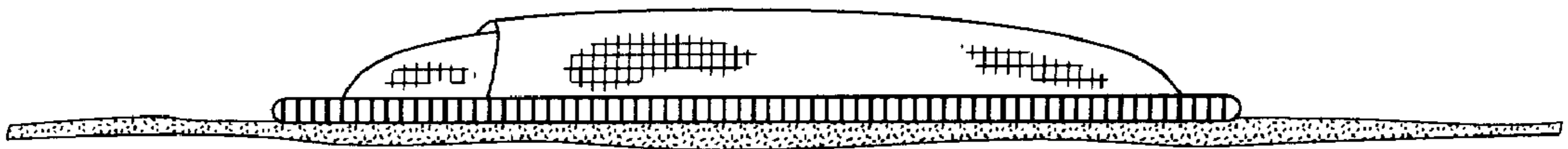


FIG. 6