



US00D433800S

United States Patent [19] Chapman

[11] Patent Number: **Des. 433,800**

[45] Date of Patent: **** Nov. 21, 2000**

[54] **BACKPACK**

[76] Inventor: **Michael Chapman**, 7432 Prince Dr.,
Huntington Beach, Calif. 92649

[**] Term: **14 Years**

[21] Appl. No.: **29/109,205**

[22] Filed: **Aug. 10, 1999**

[51] **LOC (7) Cl.** **03-01**

[52] **U.S. Cl.** **D3/216; D3/217**

[58] **Field of Search** D3/216, 217, 213,
D3/214, 270; D2/719, 741; 224/153, 657,
658; 294/142

[56] **References Cited**

U.S. PATENT DOCUMENTS

D. 214,232	5/1969	Dale	D2/719
D. 252,308	7/1979	Ochwat	D2/719
D. 271,071	10/1983	Koether	D2/719
D. 320,501	10/1991	Marks	D3/217
D. 331,482	12/1992	Mitchell	D2/719

D. 355,758	2/1995	Poire	D3/217
4,085,873	4/1978	Schweitzer	294/142
4,174,059	11/1979	Maunder	224/645
4,662,550	5/1987	O'Donnell	224/657
5,255,834	10/1993	Bendersky	224/657

*Primary Examiner—Celia Murphy
Attorney, Agent, or Firm—Leonard Tachner*

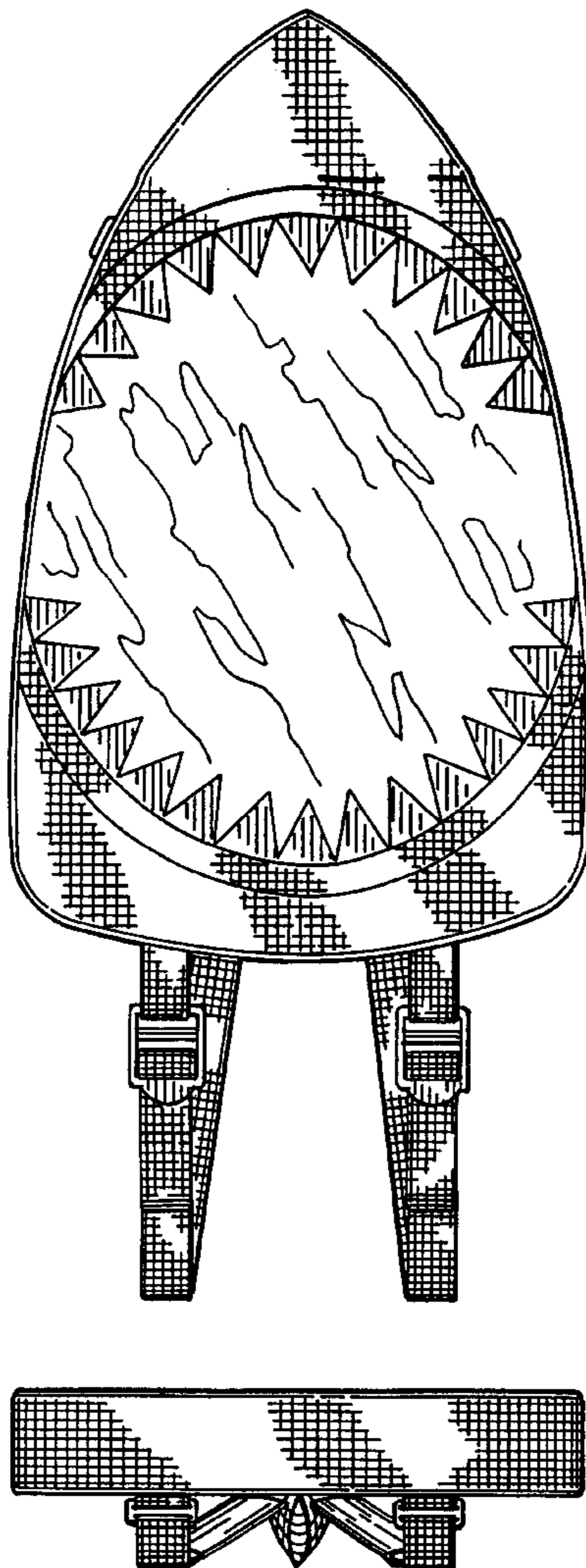
[57] **CLAIM**

The ornamental design for backpack, as shown and described.

DESCRIPTION

FIG. 1 is a front view of a preferred embodiment of the present invention;
FIG. 2 is a bottom view of the invention;
FIG. 3 is a back view thereof;
FIG. 4 is a top view thereof;
FIG. 5 is a right-side view thereof; and,
FIG. 6 is a left-side view thereof.

1 Claim, 3 Drawing Sheets






FIG. 1

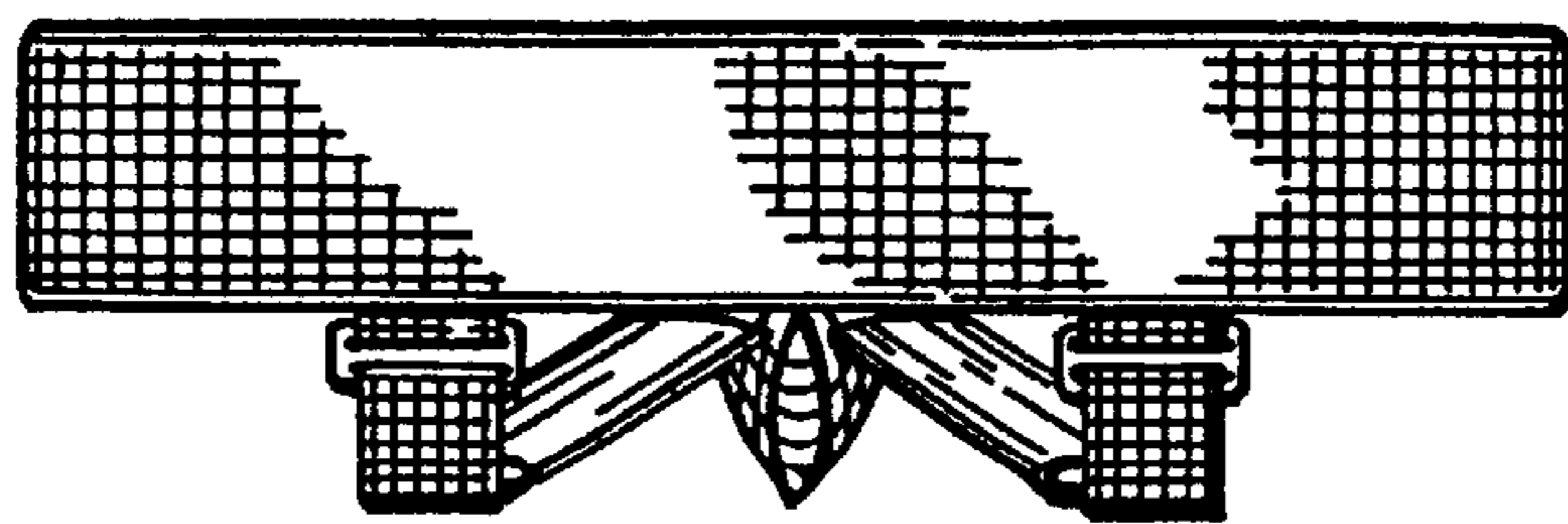


FIG. 2

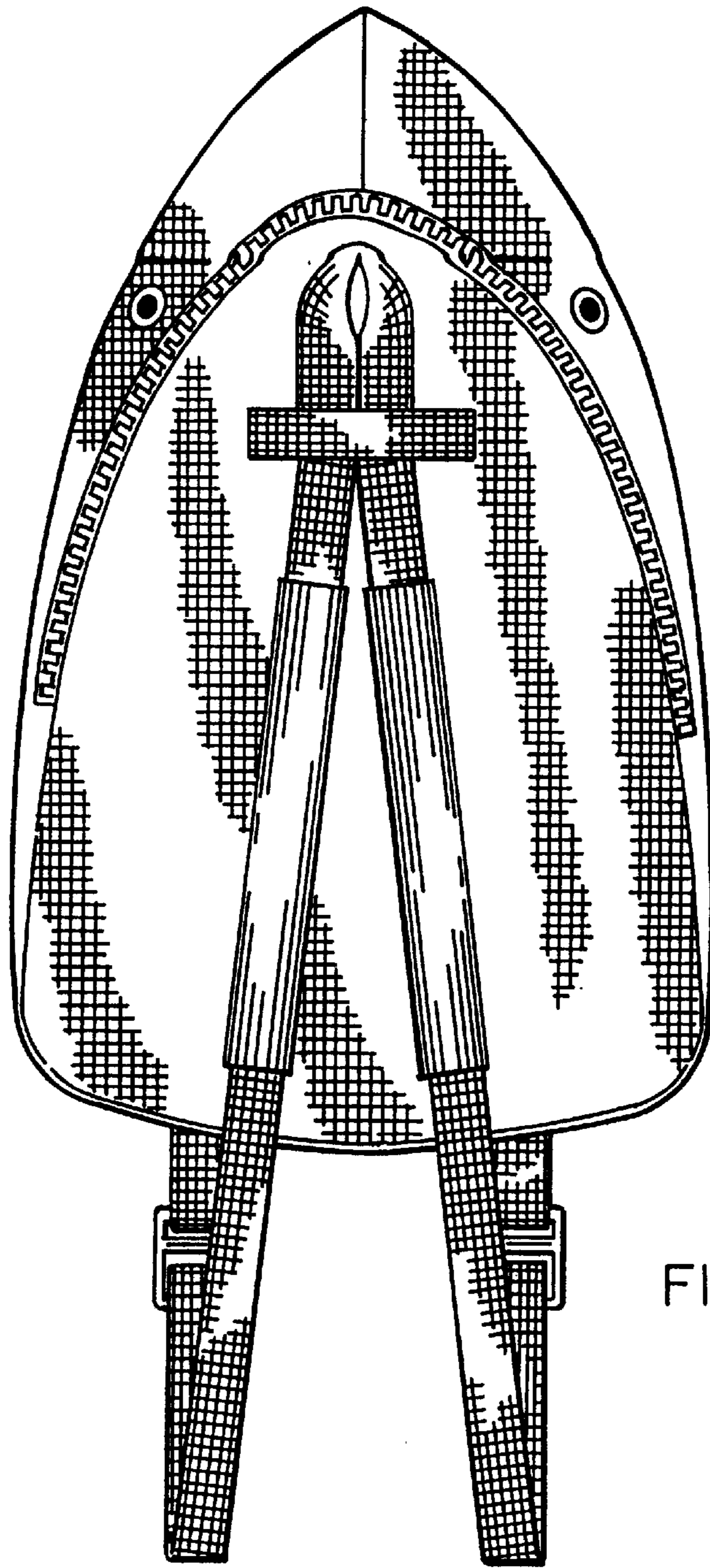


FIG. 3




FIG. 4

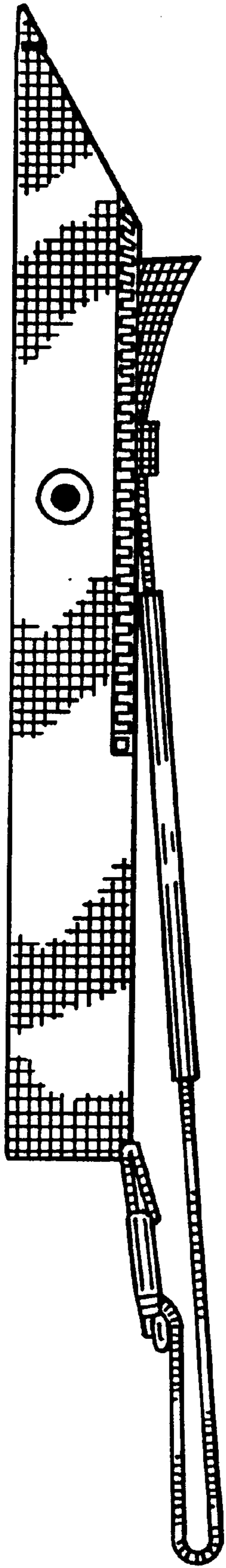


FIG. 5

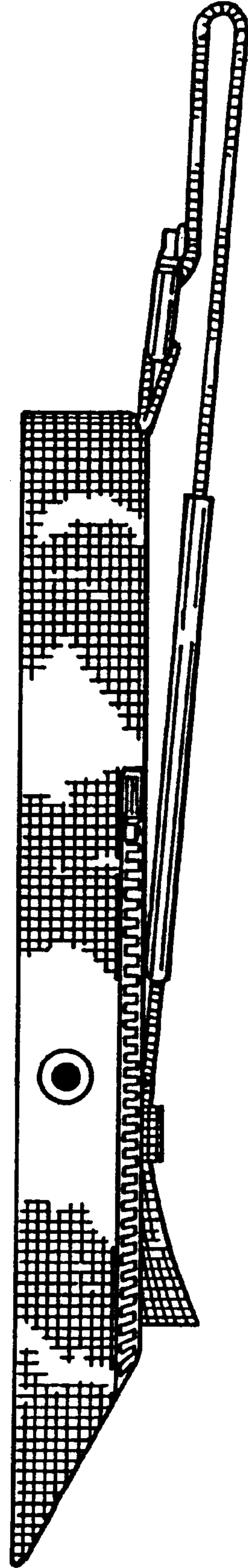


FIG. 6