



US00D433796S

**United States Patent** [19]  
**Zack**

[11] **Patent Number: Des. 433,796**

[45] **Date of Patent: \*\* Nov. 21, 2000**

[54] **POUCH FOR AN ABSORBENT ARTICLE**

D. 409,000 5/1999 Dwiggins et al. .... D5/53  
D. 425,986 5/2000 Velazquez et al. .... D24/125

[75] Inventor: **Jeffrey L. Zack**, Yorktown Hts., N.Y.

[73] Assignee: **Kimberly-Clark Worldwide, Inc.**,  
Neenah, Wis.

*Primary Examiner*—Ruth McInroy  
*Assistant Examiner*—Catherine R. Oliver  
*Attorney, Agent, or Firm*—Douglas L. Miller

[\*\*] Term: **14 Years**

[57] **CLAIM**

[21] Appl. No.: **29/117,208**

The ornamental design for a pouch for an absorbent article,  
as shown and described.

[22] Filed: **Jan. 18, 2000**

**DESCRIPTION**

[51] **LOC (7) Cl.** ..... **03-01**

[52] **U.S. Cl.** ..... **D3/203; D3/303; D5/37**

[58] **Field of Search** ..... D3/303, 201, 203,  
D3/205, 226, 247; D24/124, 125; 604/358,  
378–380; D5/53, 37, 59, 61, 32, 6, 66

FIG. 1 illustrates a perspective view of a pouch for an  
absorbent article showing my new design; and,

FIG. 2 illustrates a top plan view of an unfolded pouch for  
an absorbent article showing my new design; the opposite  
side being plain and unornamented.


[56] **References Cited**

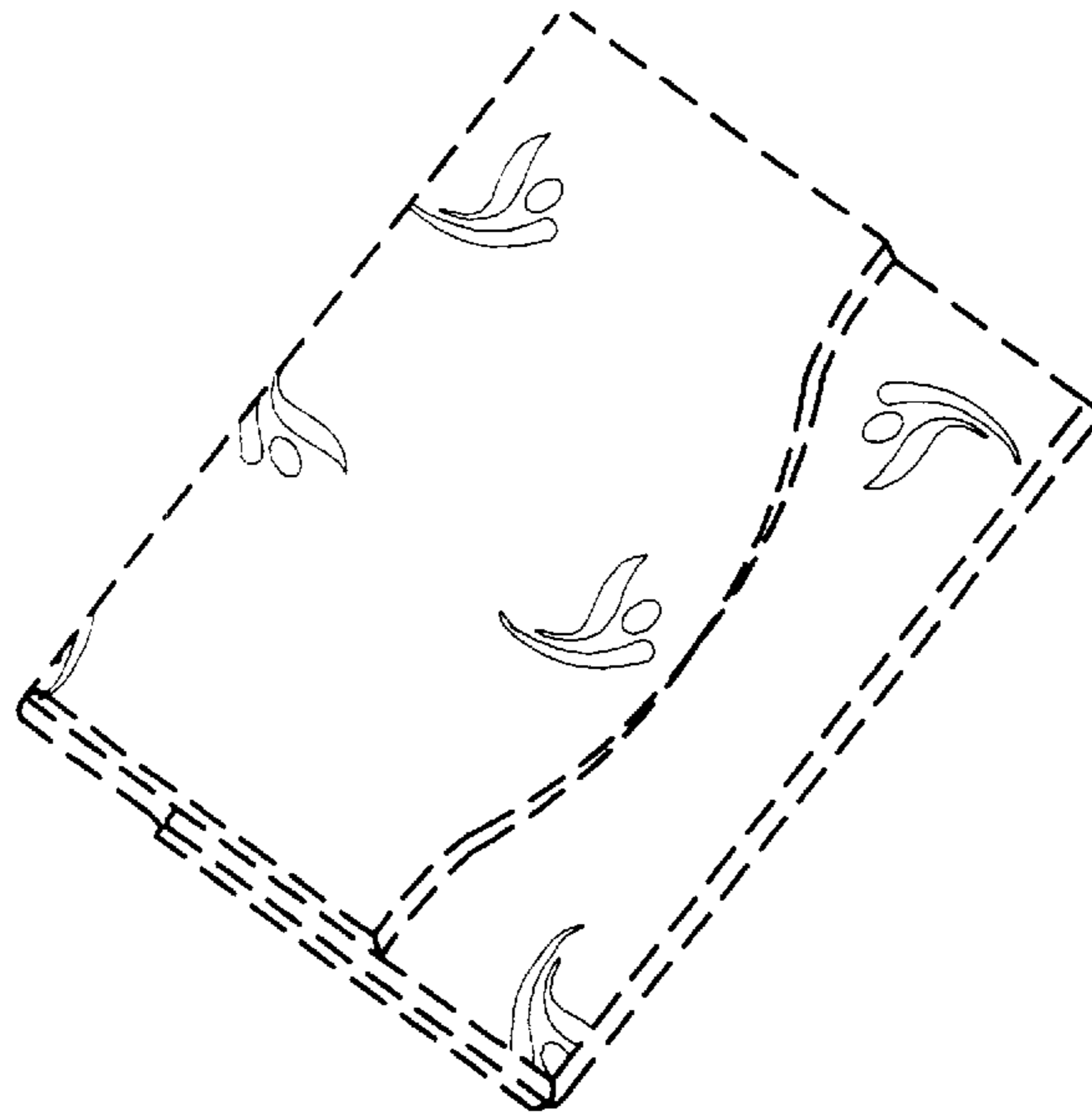
In the drawings, the broken lines define the boundaries of the  
claimed pattern as well as the boundaries of the article to  
which the pattern is applied, and form no part of the claim.

**U.S. PATENT DOCUMENTS**

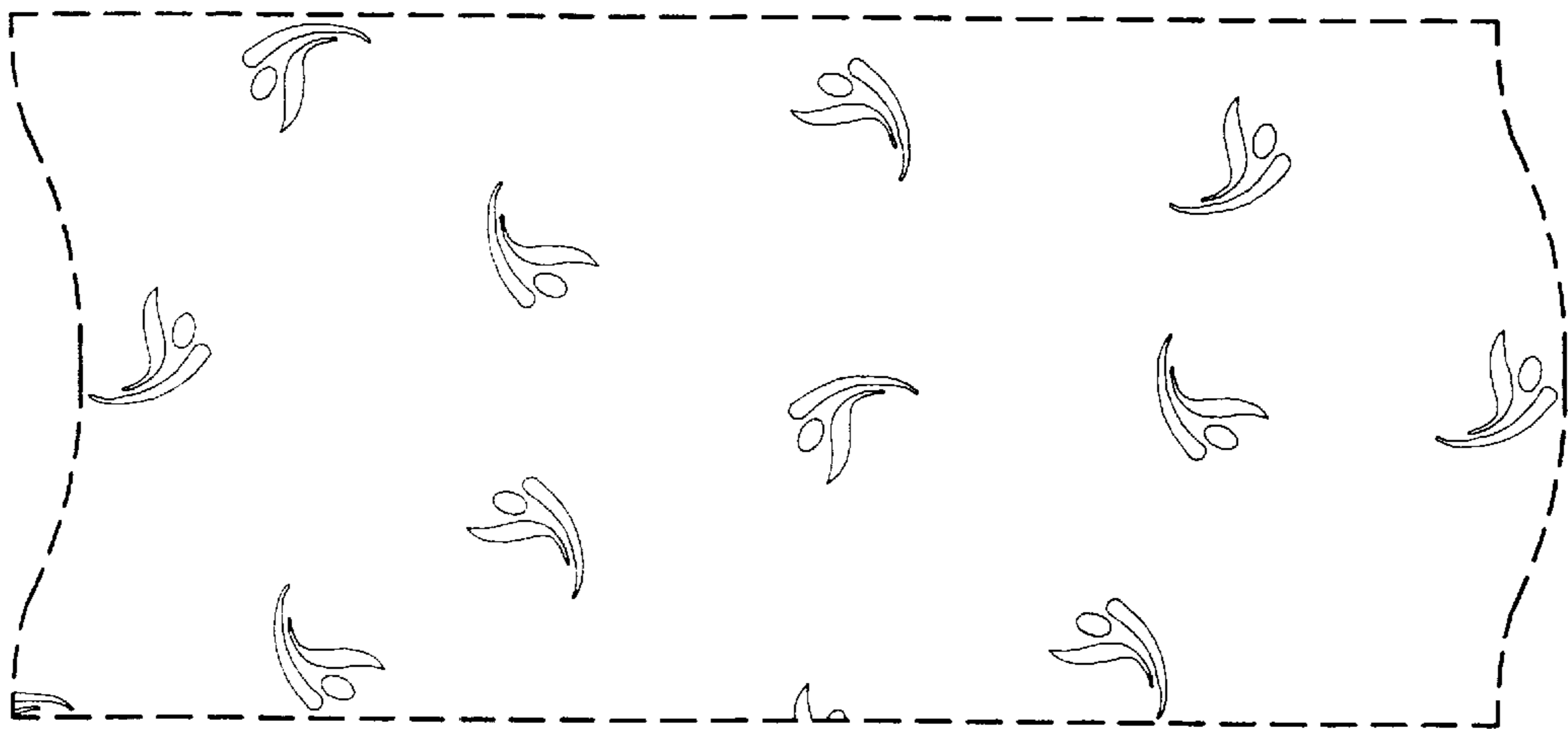
D. 353,053 12/1994 Arnone ..... D5/53  
D. 372,587 8/1996 Arnone ..... D5/37

**1 Claim, 1 Drawing Sheet**





**FIG. 1**



**FIG. 2**