



US00D433794S

**United States Patent** [19]  
**San**

[11] **Patent Number: Des. 433,794**

[45] **Date of Patent: \*\* Nov. 21, 2000**

[54] **TORCH UMBRELLA HANDLE**

D. 379,710 6/1997 Kreinces et al. .... D3/12  
3,759,278 9/1973 Hoffman ..... 135/25.4  
5,337,771 8/1994 Berges et al. .... 135/25.4

[76] Inventor: **Au Yuk San**, Flat 4, 21/F., Lai Nga House, Hong Nga Court, 189 Pik Wan Road, Lam Tin Kowloon, The Hong Kong Special Administrative Region of the People's Republic of China

*Primary Examiner*—Louis S. Zarfaz  
*Assistant Examiner*—Catherine R. Oliver

[\*\*] Term: **14 Years**

[57] **CLAIM**

The ornamental design for torch umbrella handle, as shown and described.

[21] Appl. No.: **29/108,041**

**DESCRIPTION**

[22] Filed: **Jul. 19, 1999**

[51] **LOC (7) Cl.** ..... **03-03**

[52] **U.S. Cl.** ..... **D3/12**

[58] **Field of Search** ..... D3/5-17; 135/15.1,  
135/16, 25.4, 25.41, 17, 19.5; D8/300,  
303


FIG. 1 is a front elevational view of the torch umbrella handle showing my new design;  
FIG. 2 is a rear elevational view thereof;  
FIG. 3 is a right side elevational view thereof;  
FIG. 4 is a left side elevational view thereof;  
FIG. 5 is a top plan view thereof;  
FIG. 6 is a bottom plan view thereof; and,  
FIG. 7 is a perspective view.


[56] **References Cited**

**U.S. PATENT DOCUMENTS**


D. 321,782 11/1991 Cain ..... D3/12

**1 Claim, 2 Drawing Sheets**





**Fig. 1**



**Fig. 2**



**Fig. 3**




Fig. 4

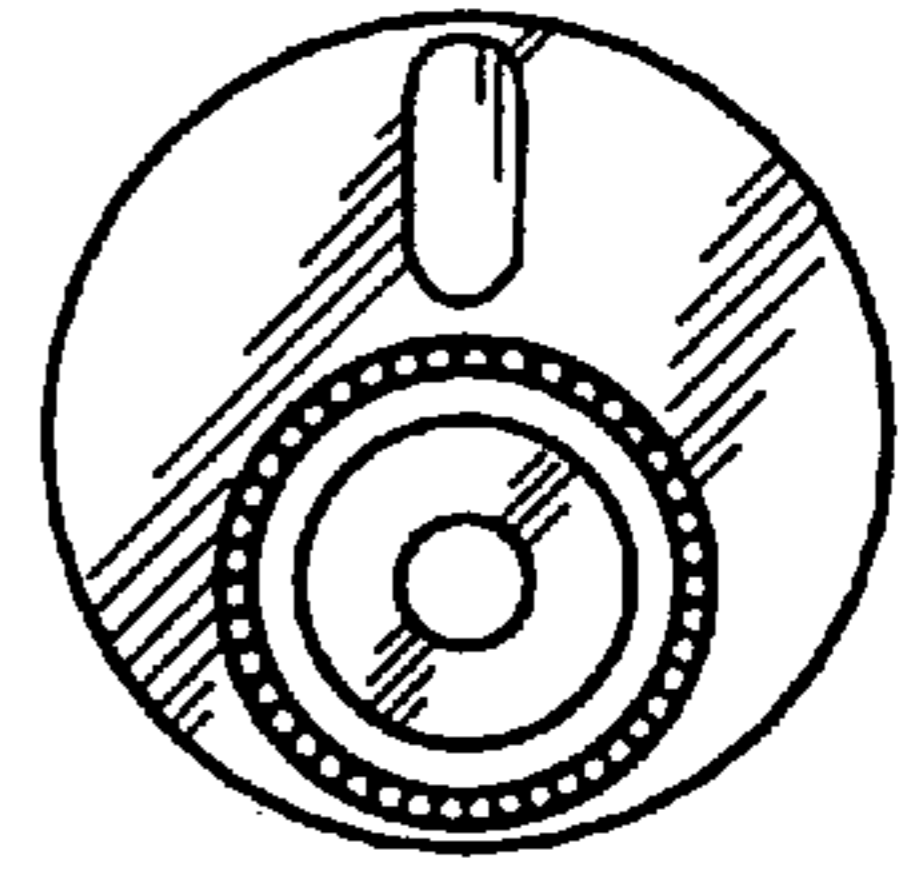


Fig. 5




Fig. 7

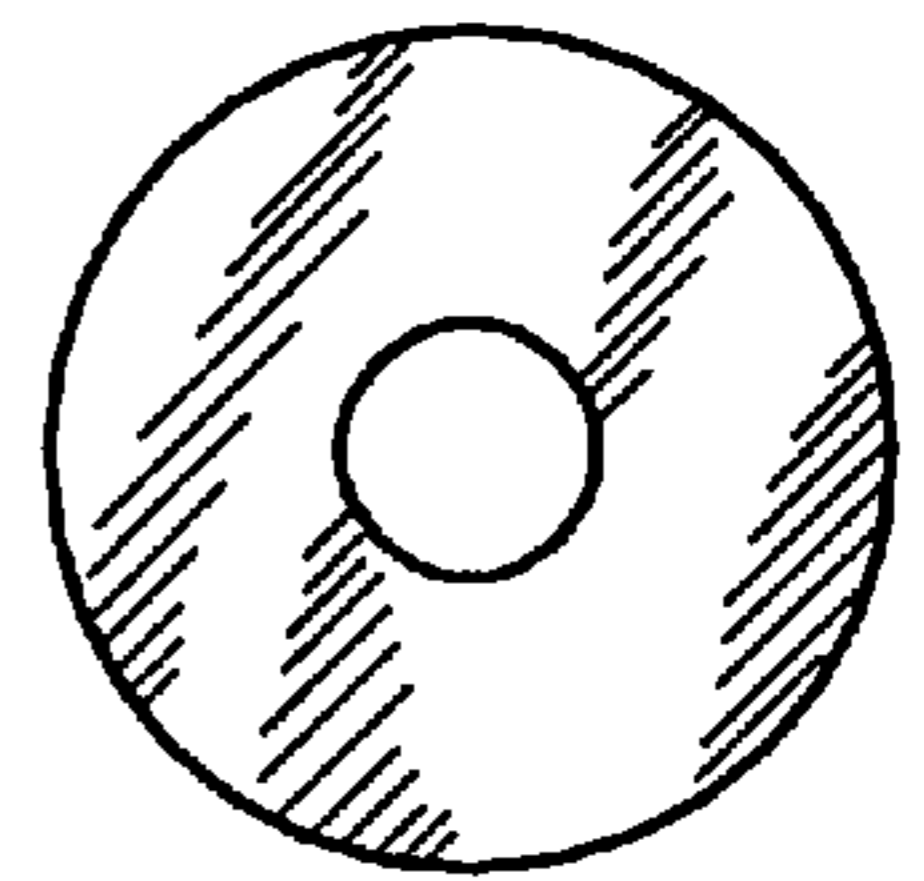


Fig. 6