



US00D433790S

United States Patent [19] Oliver

[11] Patent Number: **Des. 433,790**

[45] Date of Patent: **** Nov. 21, 2000**

[54] FOOTWEAR SOLE

[75] Inventor: **Andrew Wilson Oliver**, Ballarat, Australia

[73] Assignee: **O & S Holdings (Vic) PTY Ltd.**, Victoria, Australia

[**] Term: **14 Years**

[21] Appl. No.: **29/111,089**

[22] Filed: **Sep. 22, 1999**

[30] Foreign Application Priority Data

Mar. 26, 1999 [AU] Australia 981/99

[51] LOC (7) Cl. **02-04**

[52] U.S. Cl. **D2/957; D2/947; D2/951; D2/953; D2/954; D2/955; D2/960**

[58] Field of Search D2/760, 902, 904, D2/908, 909, 911, 914, 916, 920, 946-948, 951-962, 964, 972, 977; 36/22 R, 24.5, 25 A, 25 R, 28, 29, 32 R, 43, 59 C, 59 R, 102, 103, 129, 134, 149

[56] References Cited

U.S. PATENT DOCUMENTS

D. 356,671 3/1995 Blanchini D2/957
D. 363,371 10/1995 Werman D2/957
D. 409,362 5/1999 Turner et al. D2/960

D. 409,826 5/1999 Turner et al. D2/955
D. 414,594 10/1999 Parisotto D2/959
D. 420,497 2/2000 Panella D2/957
D. 423,201 4/2000 Wilson D2/957
5,713,140 2/1998 Baggenstoss 36/28
5,918,385 7/1999 Sessa 36/59 C

Primary Examiner—Celia Murphy
Attorney, Agent, or Firm—Oliff & Berridge, PLC

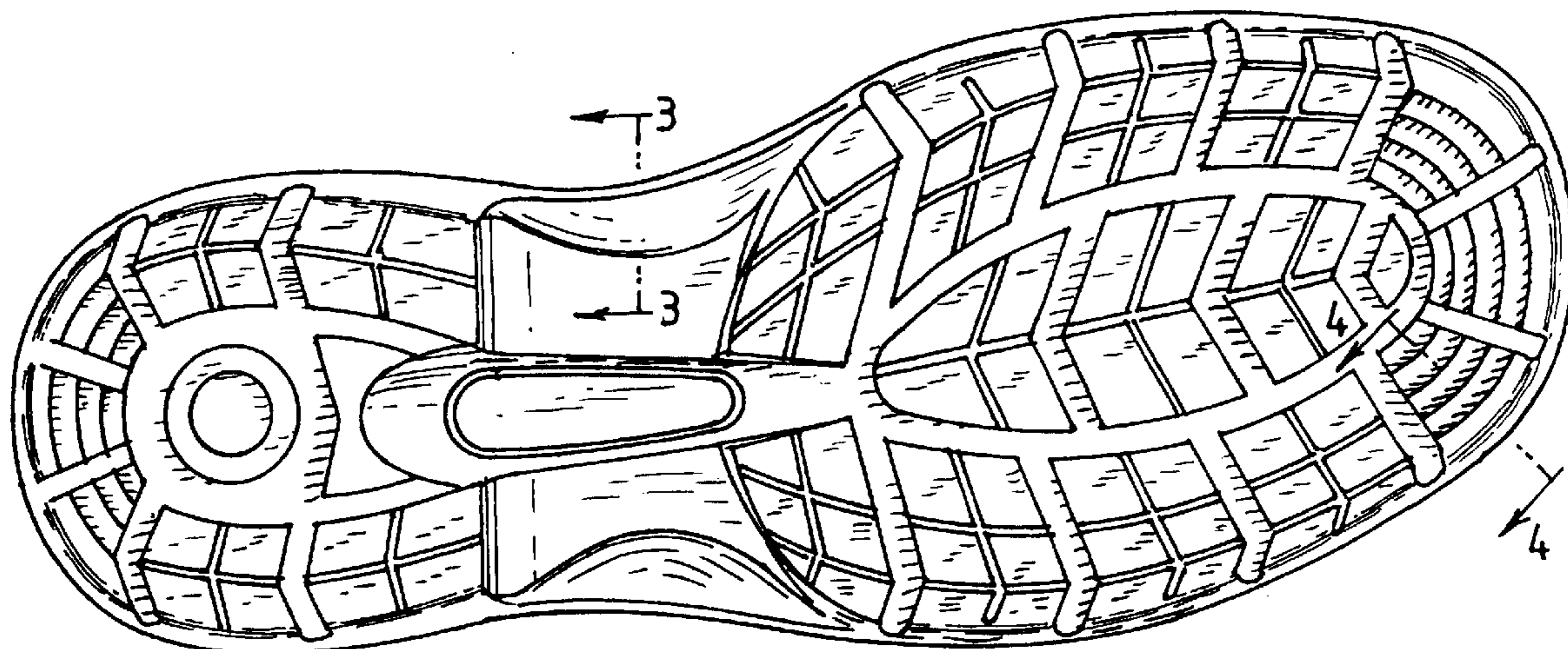
[57] CLAIM

The ornamental design for a footwear sole, as shown and described.

DESCRIPTION

FIG. 1 is a bottom plan view of a footwear sole showing my new design;
FIG. 2 is a right side elevational view thereof; the left side being a mirror image;
FIG. 3 is a fragmentary cross-sectional view taken on line 3—3 of FIG. 1;
FIG. 4 is a fragmentary cross-sectional view taken on line 4—4 of FIG. 1;
FIG. 5 is a perspective view from the front of the footwear sole; and,
FIG. 6 is a perspective view from the rear of the footwear sole.
The broken outline of a footwear upper attached to the footwear sole is for illustrative purposes only and forms no part of the claimed design.

1 Claim, 2 Drawing Sheets



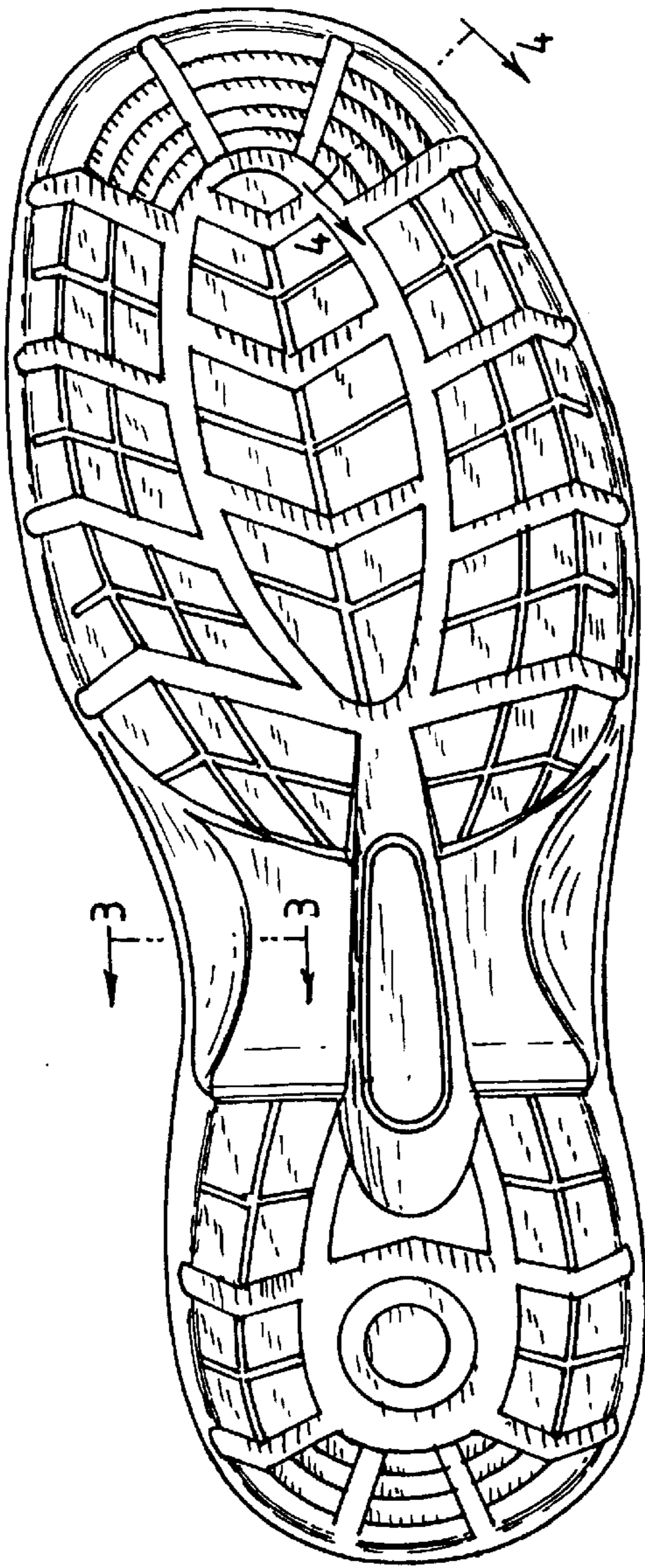


FIG 1



FIG 3



FIG 4

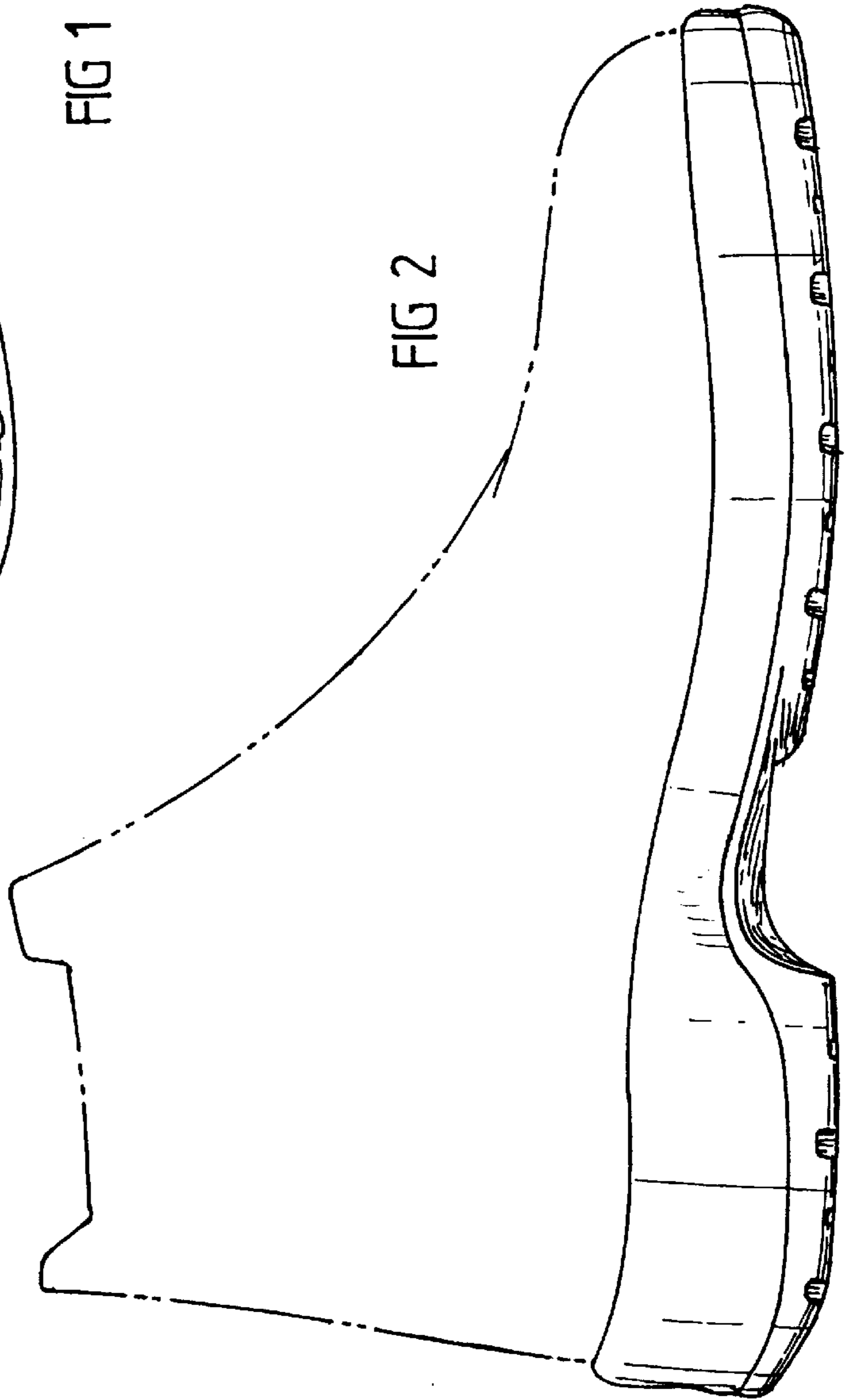


FIG 2

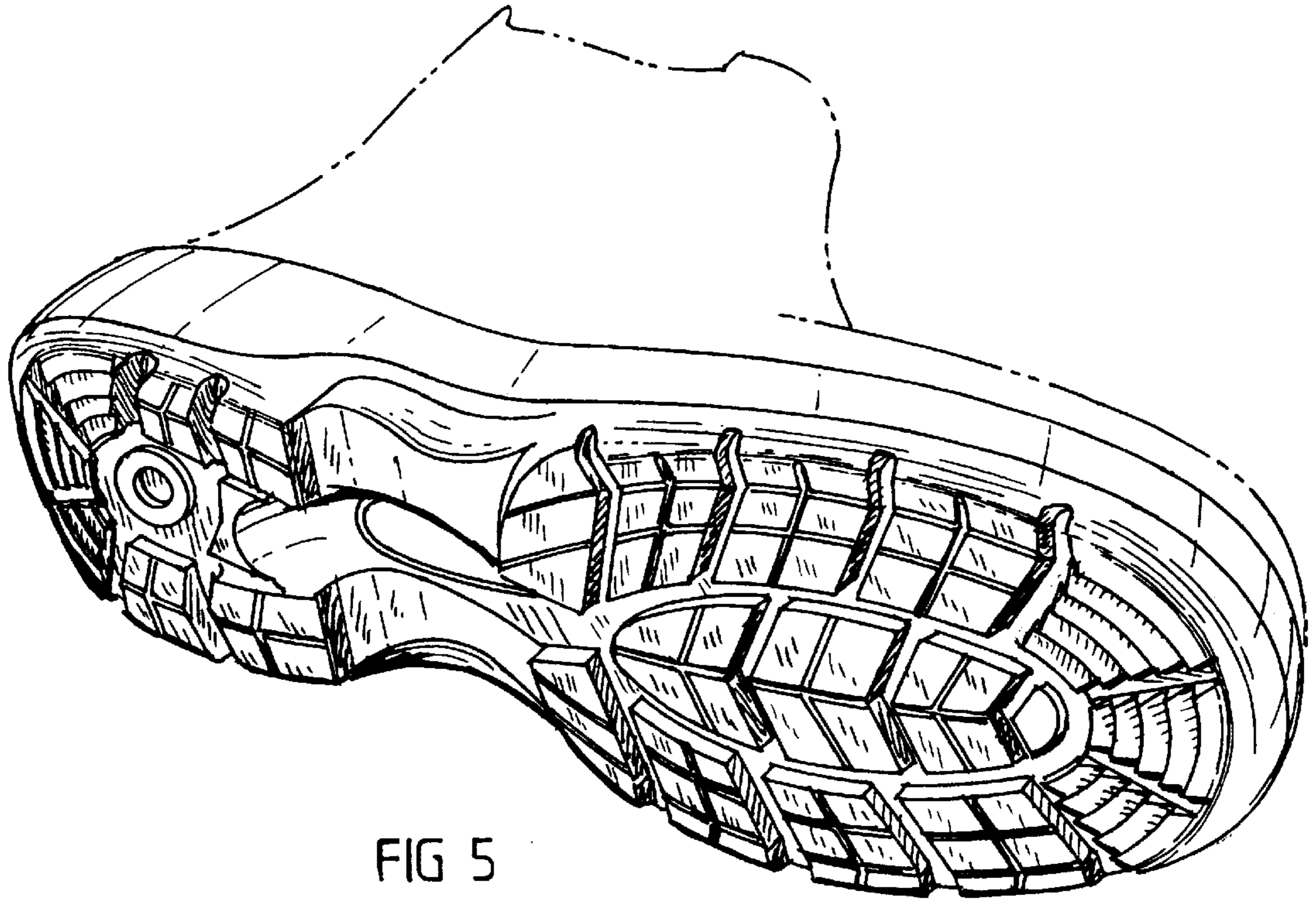


FIG 5

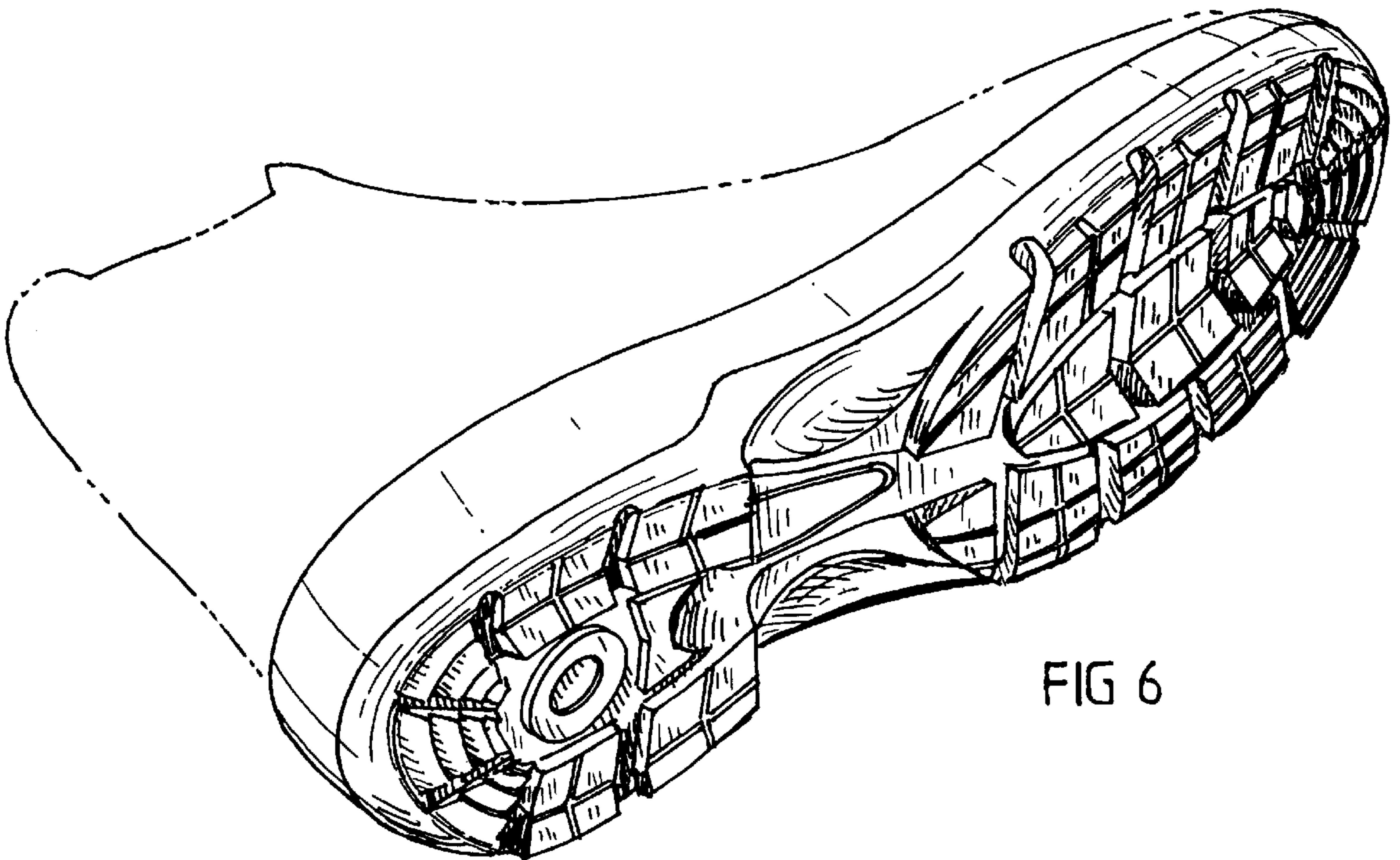


FIG 6