



US00D433778S

United States Patent [19] Axelrod

[11] **Patent Number: Des. 433,778**

[45] **Date of Patent: ** Nov. 14, 2000**

[54] **BONE-SIMULATING DOG CHEW TOY**

[75] **Inventor: Glen S. Axelrod, Mahwah, N.J.**

[73] **Assignee: T.F.H. Publications, Inc., Neptune City, N.J.**

[**] **Term: 14 Years**

[21] **Appl. No.: 29/095,367**

[22] **Filed: Oct. 20, 1998**

[51] **LOC (7) Cl. 30-99**

[52] **U.S. Cl. D30/160**

[58] **Field of Search** D30/160; D21/460, D21/576, 577, 596, 604, 616, 618, 654, 655, 659; 446/256, 269, 279, 289, 368, 97, 268, 369; 119/706-711

[56] **References Cited**

U.S. PATENT DOCUMENTS

D. 195,168	5/1963	Sena	D30/160
D. 197,595	3/1964	Savitt	D30/160
D. 207,167	3/1967	Fisher	D30/160
D. 214,631	7/1969	Schulein et al.	D30/160
D. 357,770	4/1995	Rodriguez	D30/160
2,003,958	6/1935	Salisbury	119/709
2,185,547	1/1940	Fowler	119/709
2,988,045	6/1961	Fisher	119/709
3,123,047	3/1964	Fisher	119/709
3,368,528	2/1968	Ganoe	119/709
4,771,733	9/1988	Axelrod	119/710
4,919,083	4/1990	Axelrod	119/710
5,419,283	5/1995	Leo	119/709

5,647,302	7/1997	Shipp	119/709
5,673,653	10/1997	Sherrill	119/709
5,832,877	11/1998	Markham	119/710

OTHER PUBLICATIONS

Doctors Foster & Smith catalog; Spring 1996; p. 19; Nurti-Bones #6A7048.
Doctors Foster & Smith catalog; Spring 1996; p. 16; Natural Smoked Bones #6A-5208.
R.C. Steele catalog; p. 64; All Natural Carrot Bones#S20-3914.
R.C. Steele catalog; p. 68; Huge Smoked Bones #S20-2980.

Primary Examiner—Cathy Anne MacCormac
Attorney, Agent, or Firm—Fulwider Patton Lee & Utecht

[57] **CLAIM**

The ornamental design for a bone-simulating dog chew toy, as shown and described.

DESCRIPTION

FIG. 1 is a perspective view of a bone-simulating dog chew toy showing my new design;
FIG. 2 is a top view of such dog chew toy;
FIG. 3 is a bottom view of such dog chew toy;
FIG. 4 is a side view of such dog chew toy;
FIG. 5 is a side view of such dog chew toy showing the side of the toy opposite that shown in FIG. 4;
FIG. 6 is an end view of such dog chew toy; and,
FIG. 7 is a view of the end of such dog chew toy opposite that shown in FIG. 6.

1 Claim, 2 Drawing Sheets

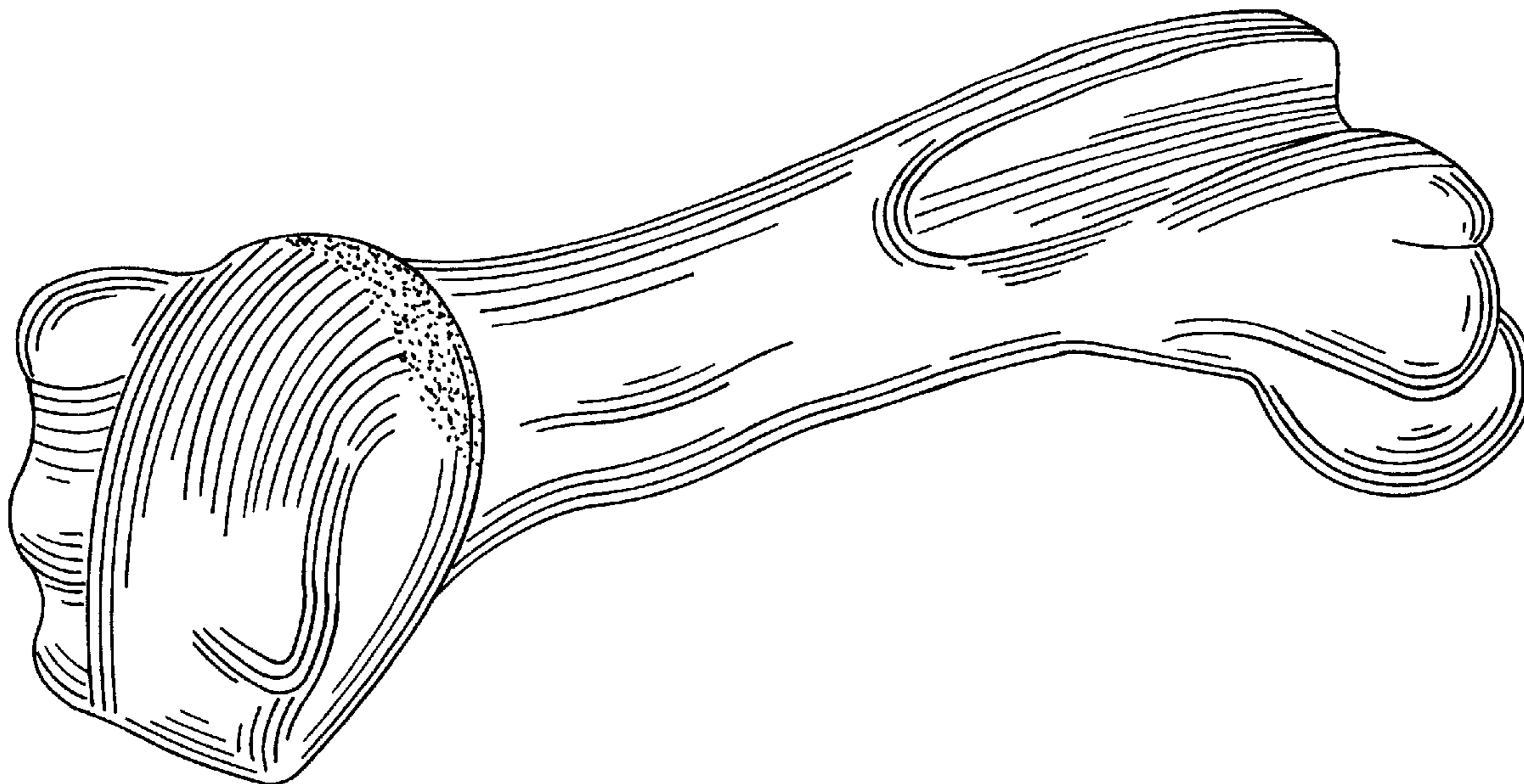


FIG. 1

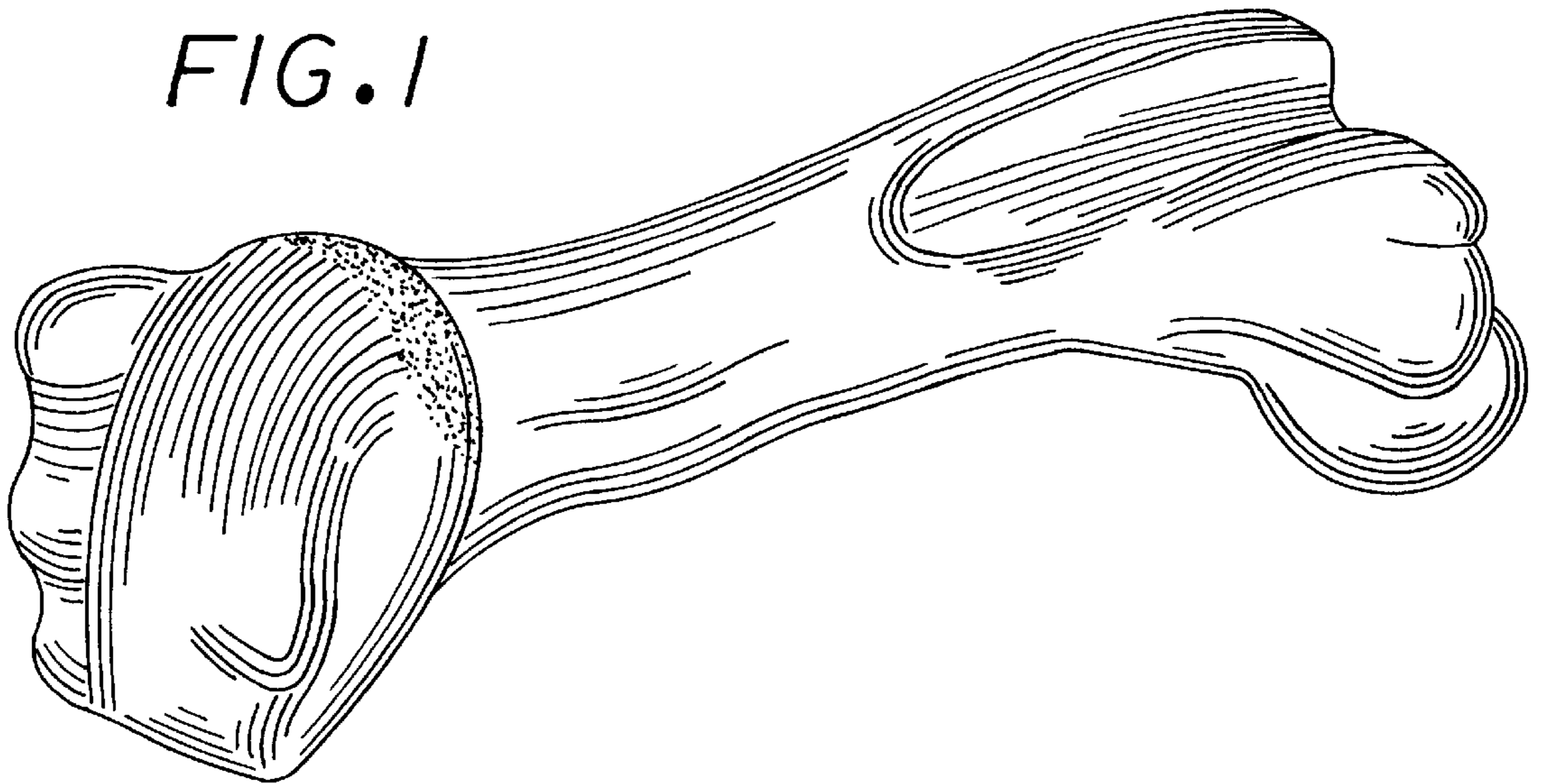


FIG. 2

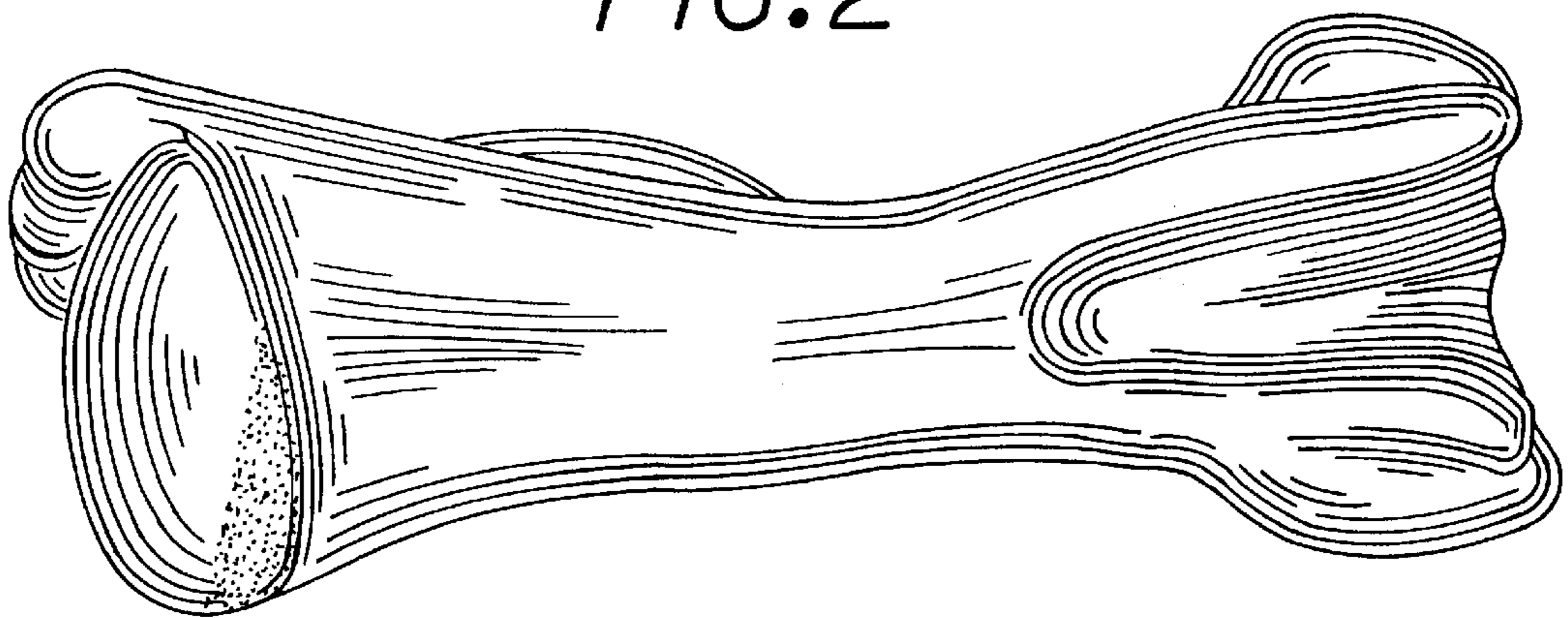


FIG. 3

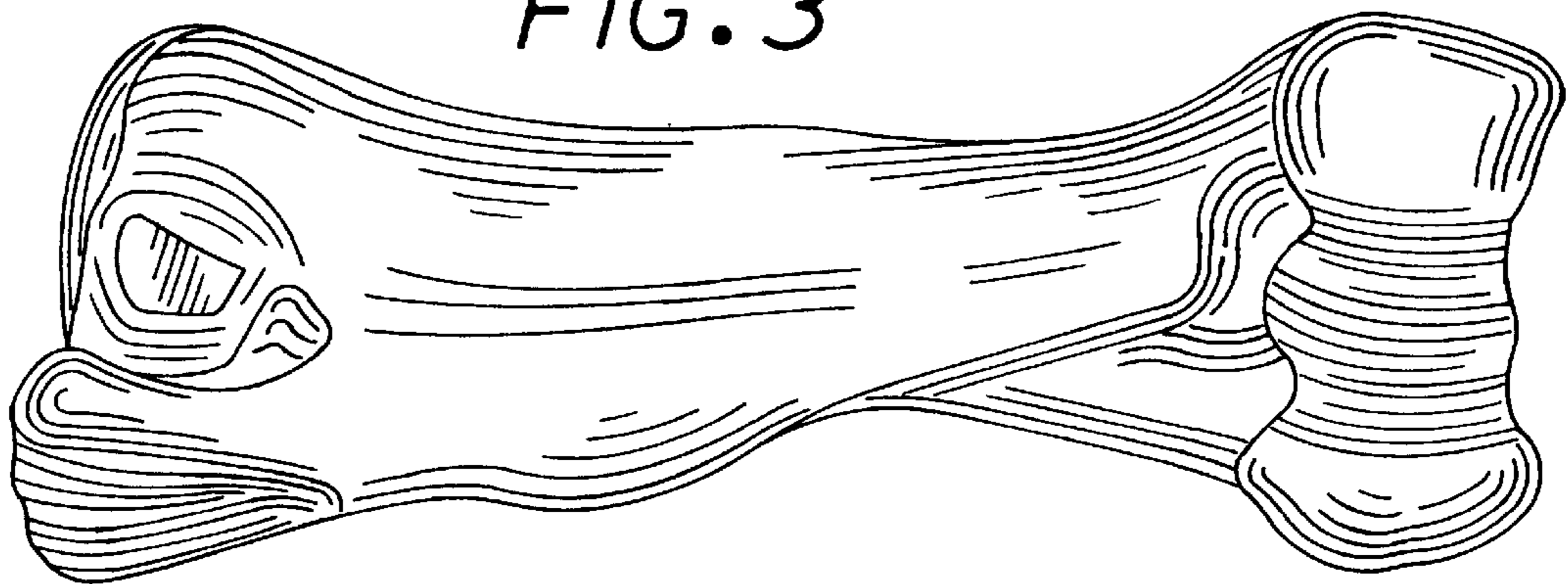


FIG. 4




FIG. 5

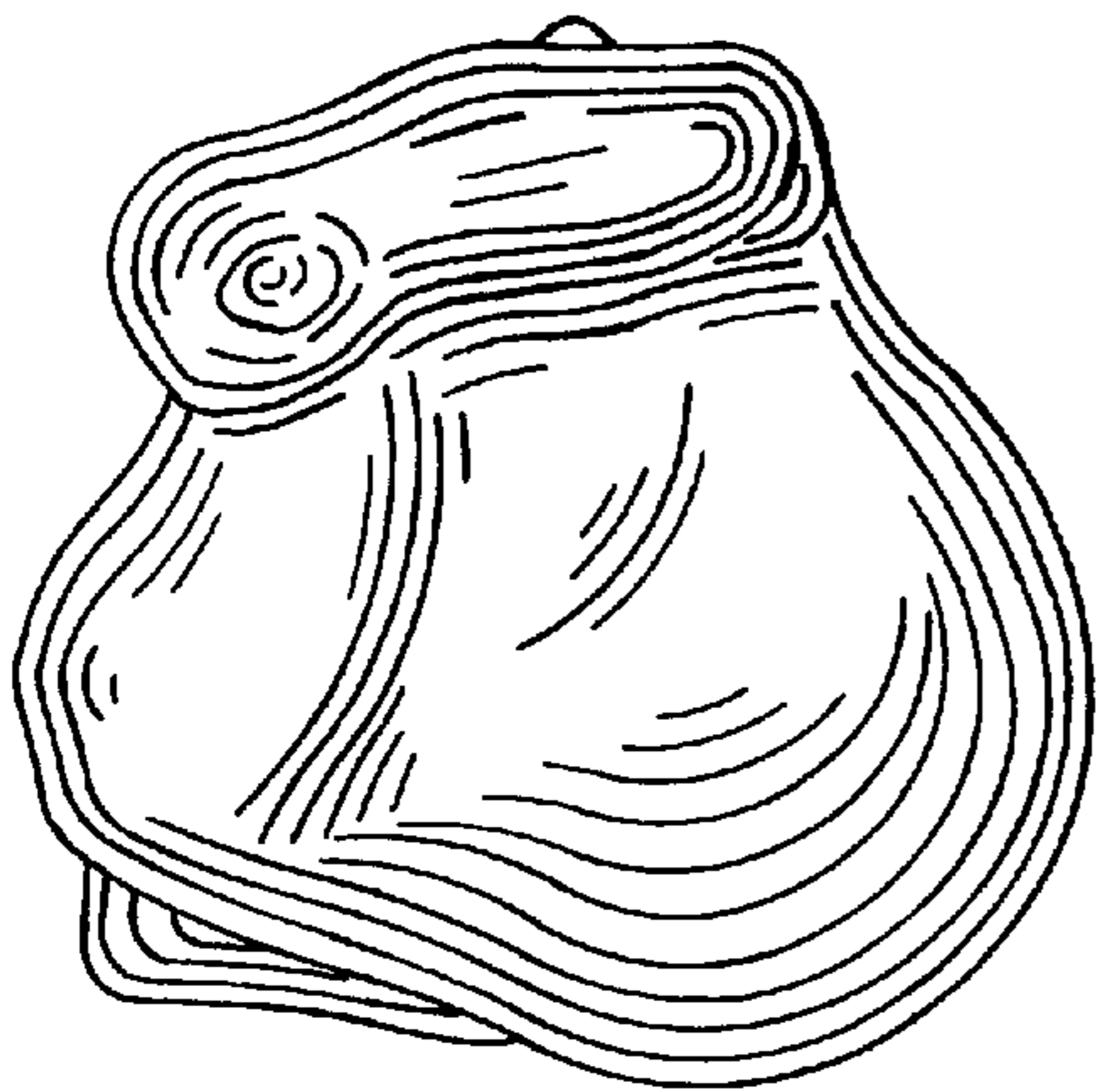
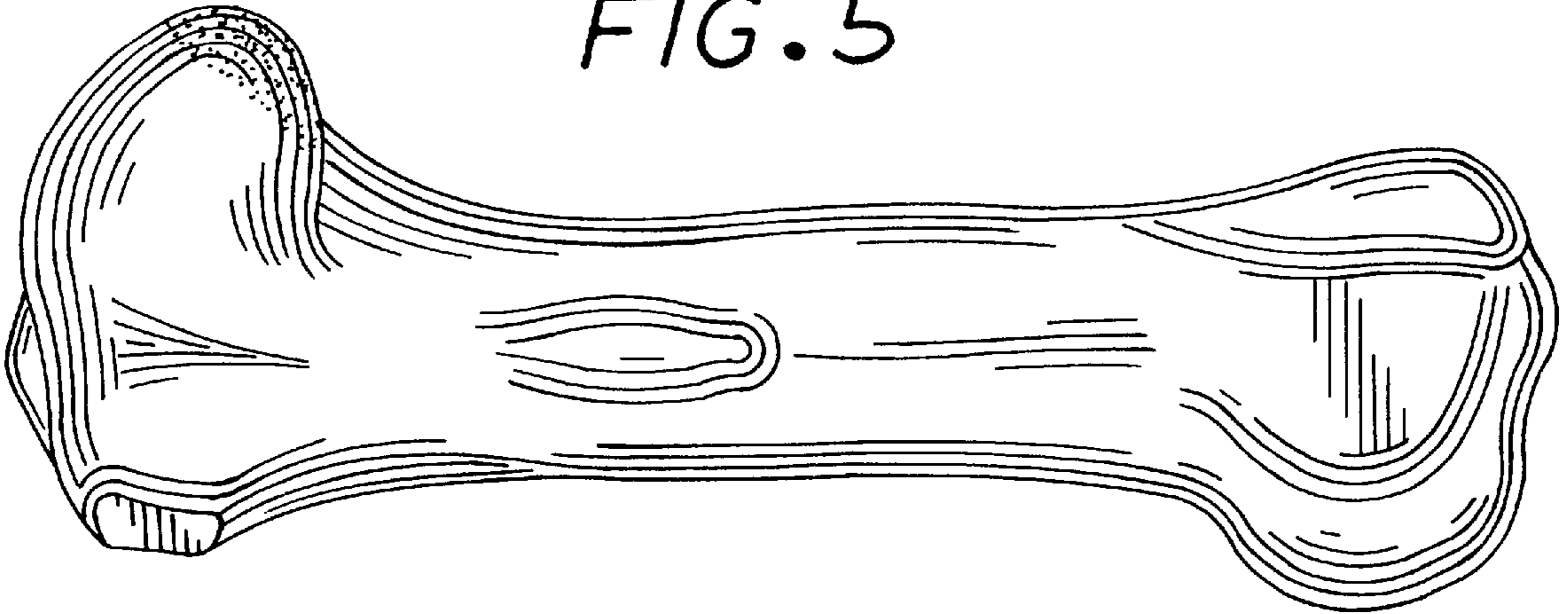


FIG. 6




FIG. 7