



US00D433767S

United States Patent [19]
Minas

[11] **Patent Number: Des. 433,767**
[45] **Date of Patent: ** Nov. 14, 2000**

[54] **ORNAMENTAL LIGHT**

[76] Inventor: **John Minas**, 62 Transwell Avenue,
North York, Ontario, Canada, M2R 2K2

[**] Term: **14 Years**

[21] Appl. No.: **29/088,473**

[22] Filed: **May 26, 1998**

[30] **Foreign Application Priority Data**

Nov. 25, 1997 [CA] Canada 19972997

[51] **LOC (7) Cl.** **26-05**

[52] **U.S. Cl.** **D26/98**

[58] **Field of Search** D26/98, 99, 73;
D11/134, 102, 136; 362/806, 808, 140;
40/152.2, 715, 743, 727, 428; 353/10, 30,
74

[56] **References Cited**

U.S. PATENT DOCUMENTS

D. 71,565	11/1926	Royal	D28/98
1,464,636	8/1923	Bertelson	.	
2,604,728	7/1952	Nudelman	362/124
2,885,927	5/1959	Riker, Jr.	.	
3,293,983	12/1966	Gaudyn	.	

3,748,765	7/1973	Bass et al.	40/367
3,783,544	1/1974	Brody	.	
4,133,024	1/1979	Roebuck	.	
4,261,657	4/1981	Reiback	.	
4,421,317	12/1983	Hector et al.	.	
4,802,750	2/1989	Welck	.	
4,890,600	1/1990	Meyers	.	
5,311,357	5/1994	Summer et al.	.	
5,353,074	10/1994	Jones et al.	.	
5,457,508	10/1995	Ichihara et al.	.	
5,494,217	2/1996	Suzuki	40/427
5,951,143	9/1999	Ginsberg	362/806 X

Primary Examiner—Susan J. Lucas

[57] **CLAIM**

The ornamental design for an ornamental light, as shown.

DESCRIPTION

FIG. 1 is a front perspective view of the ornamental light;
FIG. 2 is a top plan view thereof;
FIG. 3 is a front elevation view;
FIG. 4 is a side elevation view thereof; and,
FIG. 5 is a rear elevation view thereof.

The broken lines are shown for illustrative purposes only
and form no part of the claimed design.

1 Claim, 3 Drawing Sheets



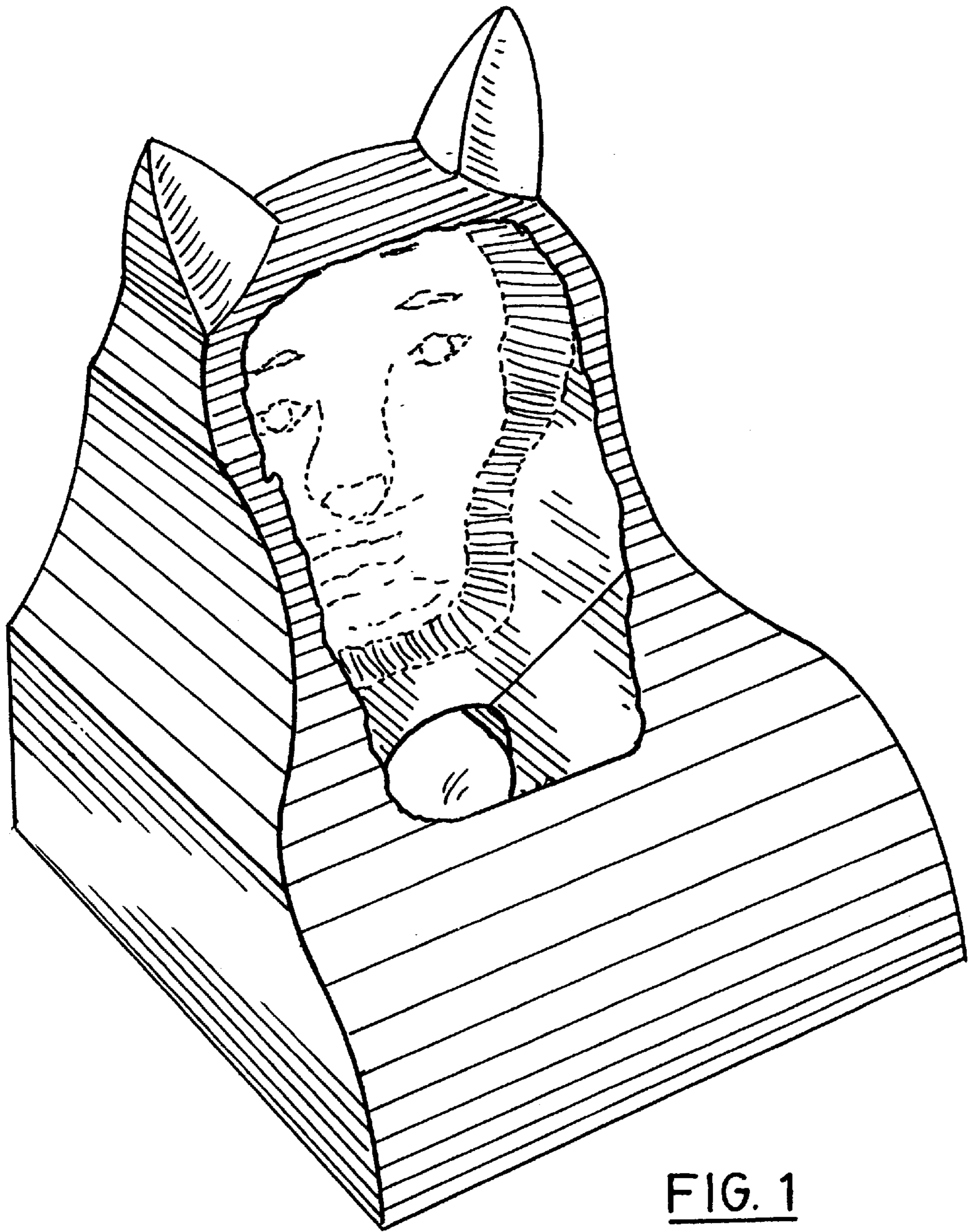


FIG. 1




FIG. 2




FIG. 3

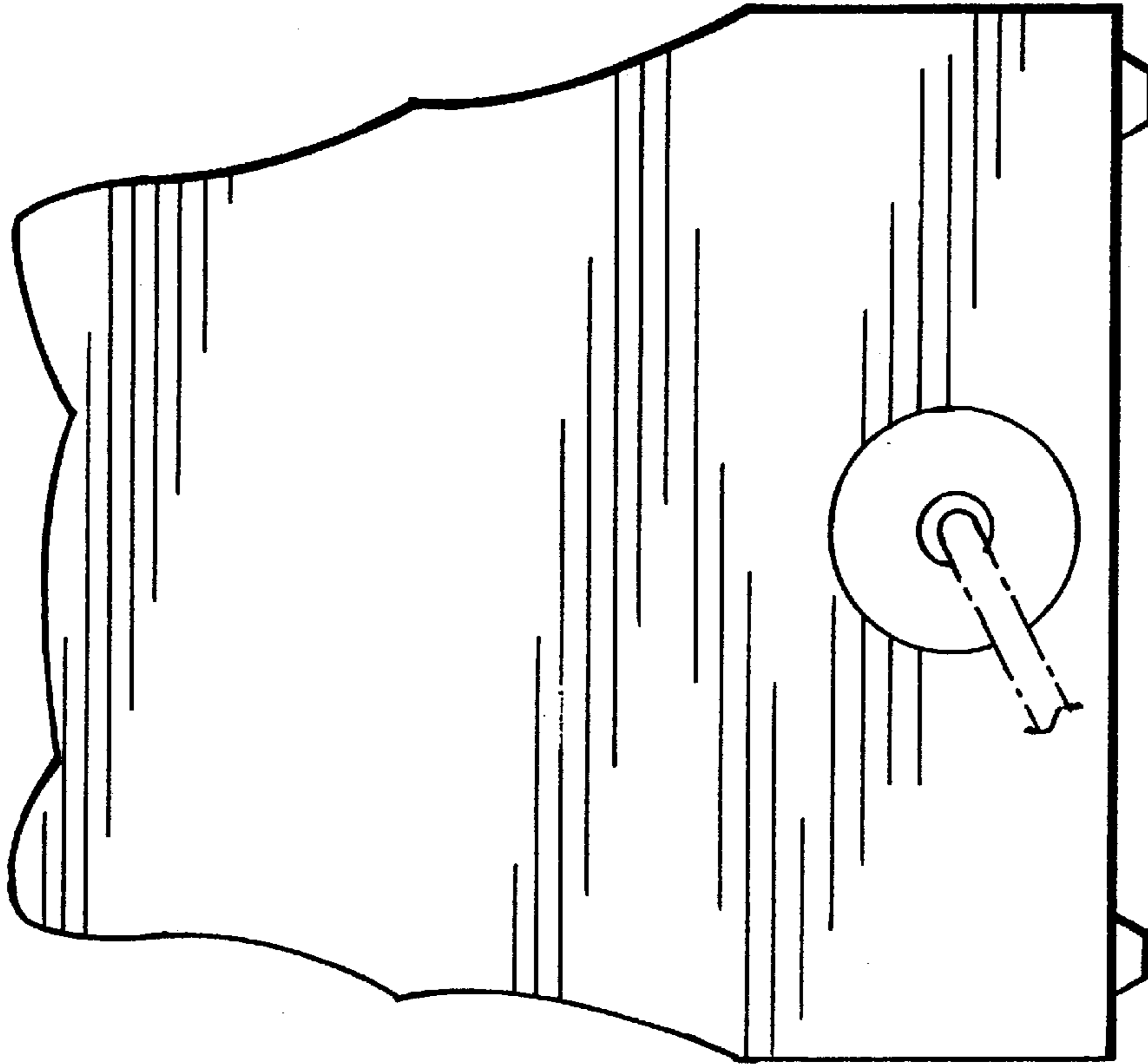


FIG. 5

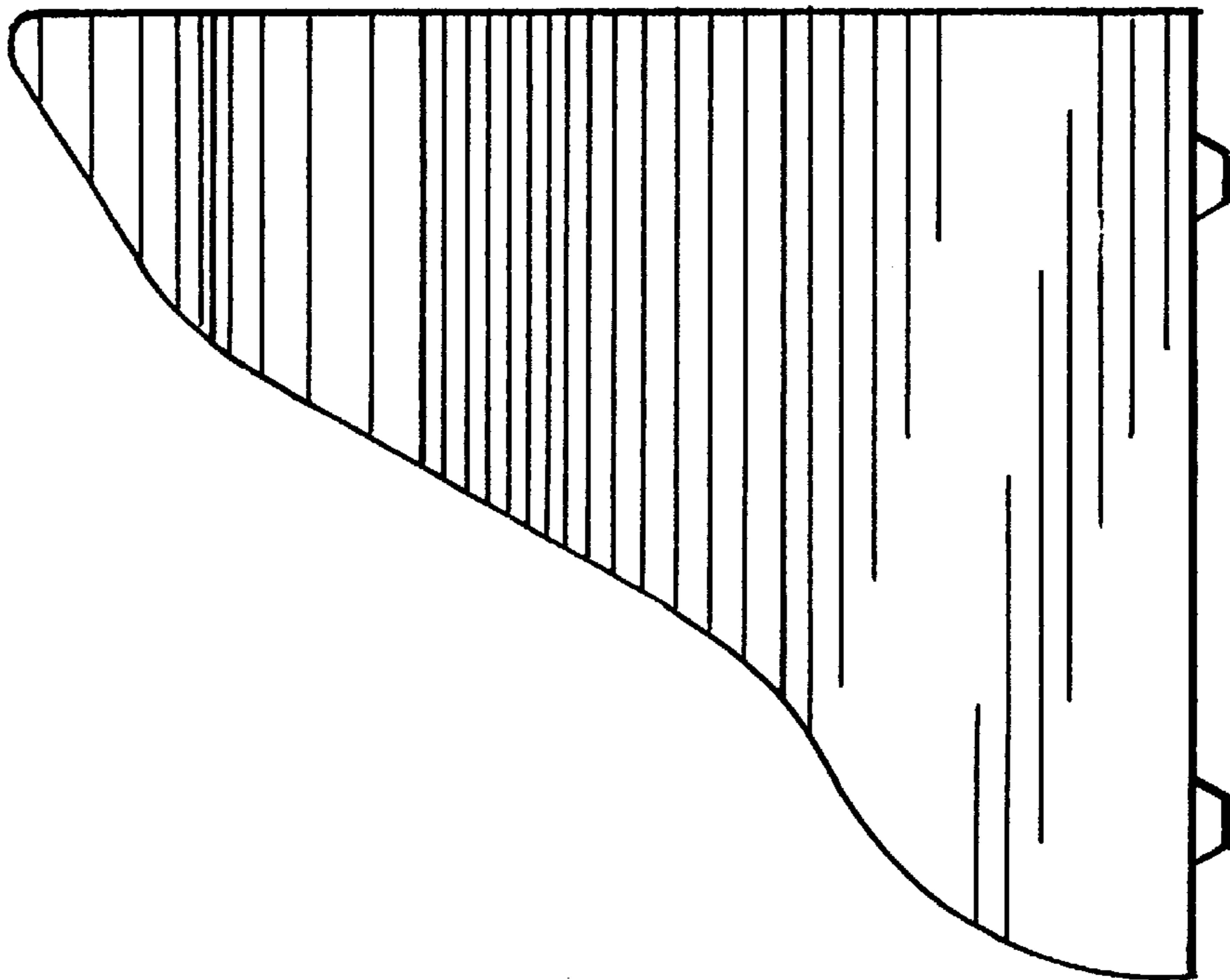


FIG. 4