



US00D433748S

**United States Patent** [19]  
**Frampton**

[11] **Patent Number: Des. 433,748**

[45] **Date of Patent: \*\* Nov. 14, 2000**

[54] **FAN BLADE**

**OTHER PUBLICATIONS**

[75] Inventor: **Thomas C. Frampton**, Indianapolis, Ind.

Winnower Fan Co. Inc. Adv. Brochure, p. 20, Ceiling Fan A, top of page, Mar. 1986.

[73] Assignee: **Fanimation Design & Manufacturing, Inc.**, Lebanon, Ind.

*Primary Examiner*—Lisa Lichtenstein  
*Attorney, Agent, or Firm*—Daniel L. Boots; Bingham, Summers, Welsh & Spilman

[\*\*] Term: **14 Years**

[57] **CLAIM**

[21] Appl. No.: **29/119,458**

The ornamental design for a fan blade, as shown and described.

[22] Filed: **Mar. 1, 2000**

**DESCRIPTION**

**Related U.S. Application Data**

FIG. 1 is a top plan view of a fan blade showing my novel design;  
FIG. 2 is a bottom view of the design shown in FIG. 1;  
FIG. 3 is an elevation view of the design shown in FIG. 1 viewed from the left of FIG. 1;  
FIG. 4 is an elevation view of the design shown in FIG. 1 viewed from the right of FIG. 1;  
FIG. 5 is an elevation view of the design shown in FIG. 1 viewed from the top of FIG. 1;  
FIG. 6 is an elevation view of the design shown in FIG. 1 viewed from the bottom of FIG. 1; and,  
FIG. 7 is a top perspective of the design shown in FIG. 1.

[62] Division of application No. 29/109,141, Aug. 10, 1999.

[51] **LOC (7) Cl.** ..... **23-04**

[52] **U.S. Cl.** ..... **D23/413**

[58] **Field of Search** ..... D23/377, 379,  
D23/385, 411, 413; 416/5

[56] **References Cited**

**U.S. PATENT DOCUMENTS**

D. 309,183	7/1990	Taylor, III	.....	D23/413
D. 325,778	4/1992	Taylor, III	.....	D23/413
D. 326,149	5/1992	Taylor, III	.....	D23/413

**1 Claim, 5 Drawing Sheets**



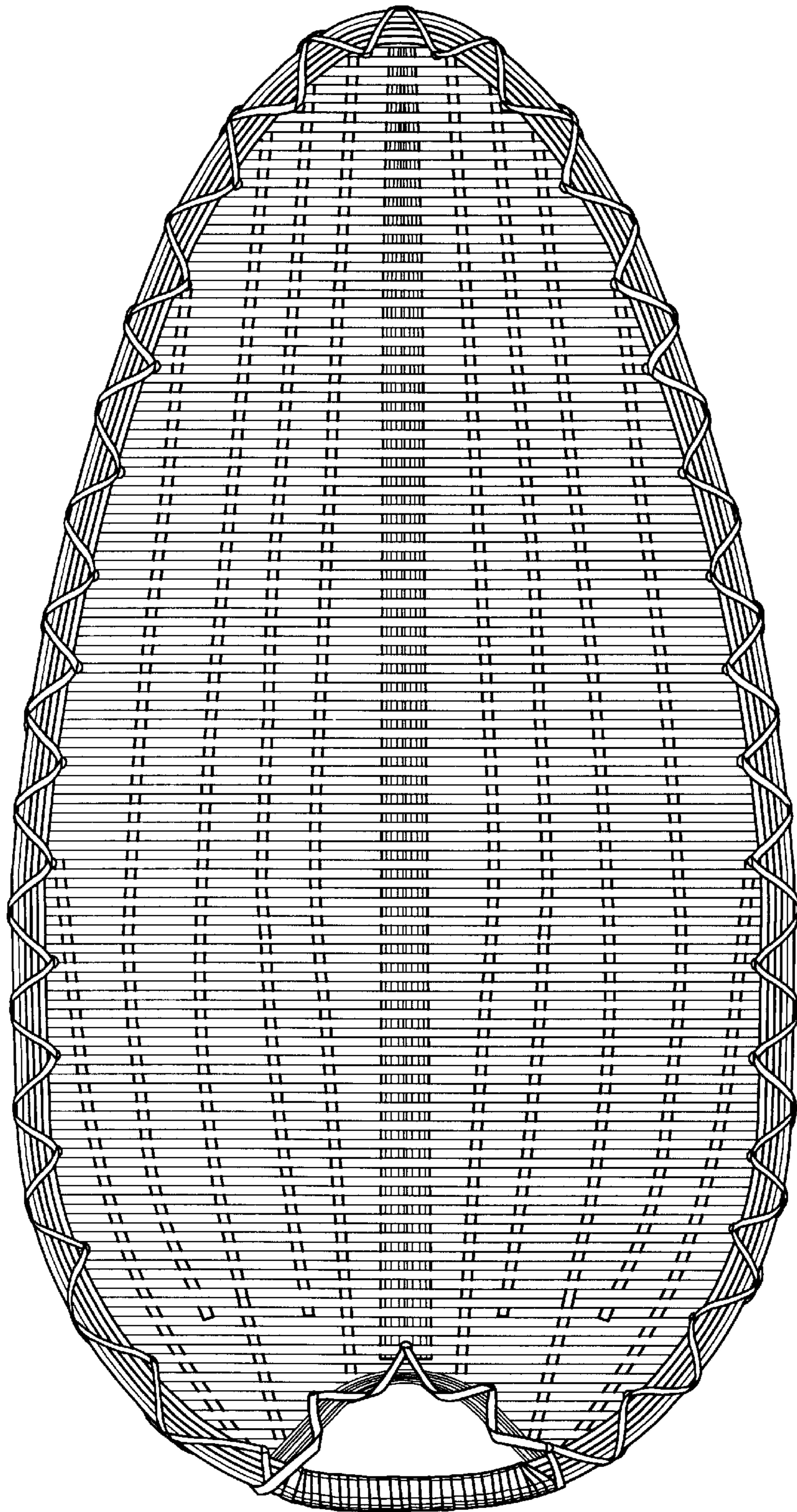


Fig. 1




Fig. 2



Fig. 3



Fig. 4





Fig. 5



Fig. 6




Fig. 7