



US00D433746S

United States Patent [19]
Liu

[11] **Patent Number: Des. 433,746**

[45] **Date of Patent: ** Nov. 14, 2000**

[54] **CENTRAL BAND PART FOR A CEILING FAN**

[75] Inventor: **Ching-Wen Liu**, Feng-Yuan, Taiwan

[73] Assignee: **Pan Air Electric Co., Ltd.**, Feng-Yuan, Taiwan

[**] Term: **14 Years**

[21] Appl. No.: **29/122,995**

[22] Filed: **May 8, 2000**

[51] **LOC (7) Cl.** **23-04**

[52] **U.S. Cl.** **D23/411**

[58] **Field of Search** D23/411, 377,
D23/379, 385; 416/5

[56] **References Cited**

U.S. PATENT DOCUMENTS

D. 428,129 7/2000 Huang D23/377

Primary Examiner—Lisa Lichtenstein
Attorney, Agent, or Firm—Charles E. Baxley



[57] **CLAIM**

The ornamental design for a central band part for a ceiling fan, as shown and described.

DESCRIPTION

FIG. 1 is a perspective view of a central band part for a ceiling fan showing my new design;
FIG. 2 is a front elevational view thereof;
FIG. 3 is a rear elevational view thereof;
FIG. 4 is a left side elevational view thereof;
FIG. 5 is a right side elevational view thereof;
FIG. 6 is a top plan view thereof; and,
FIG. 7 is a bottom plan view thereof.

1 Claim, 4 Drawing Sheets






FIG. 1




FIG. 2




FIG. 3

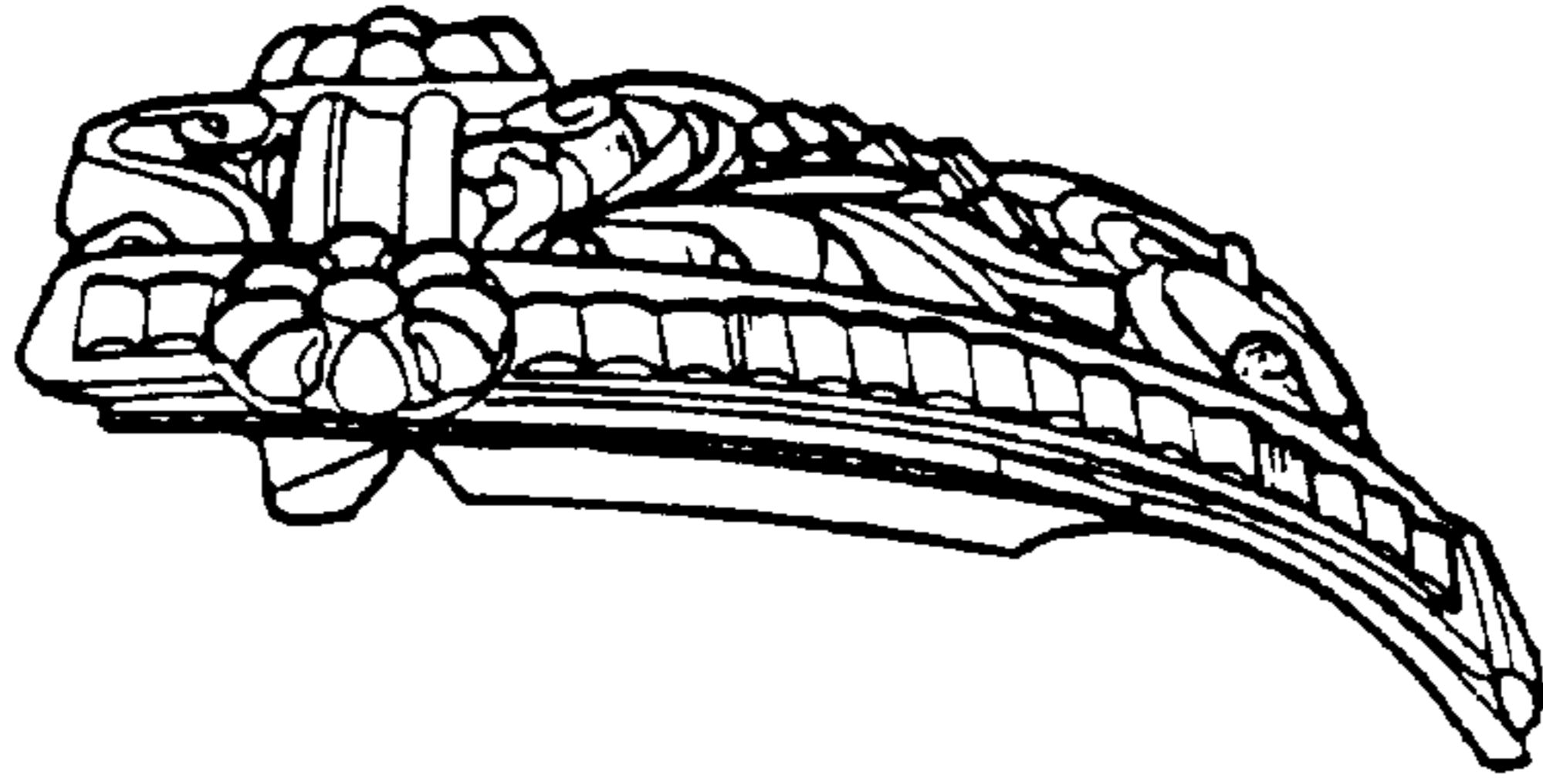


FIG. 4

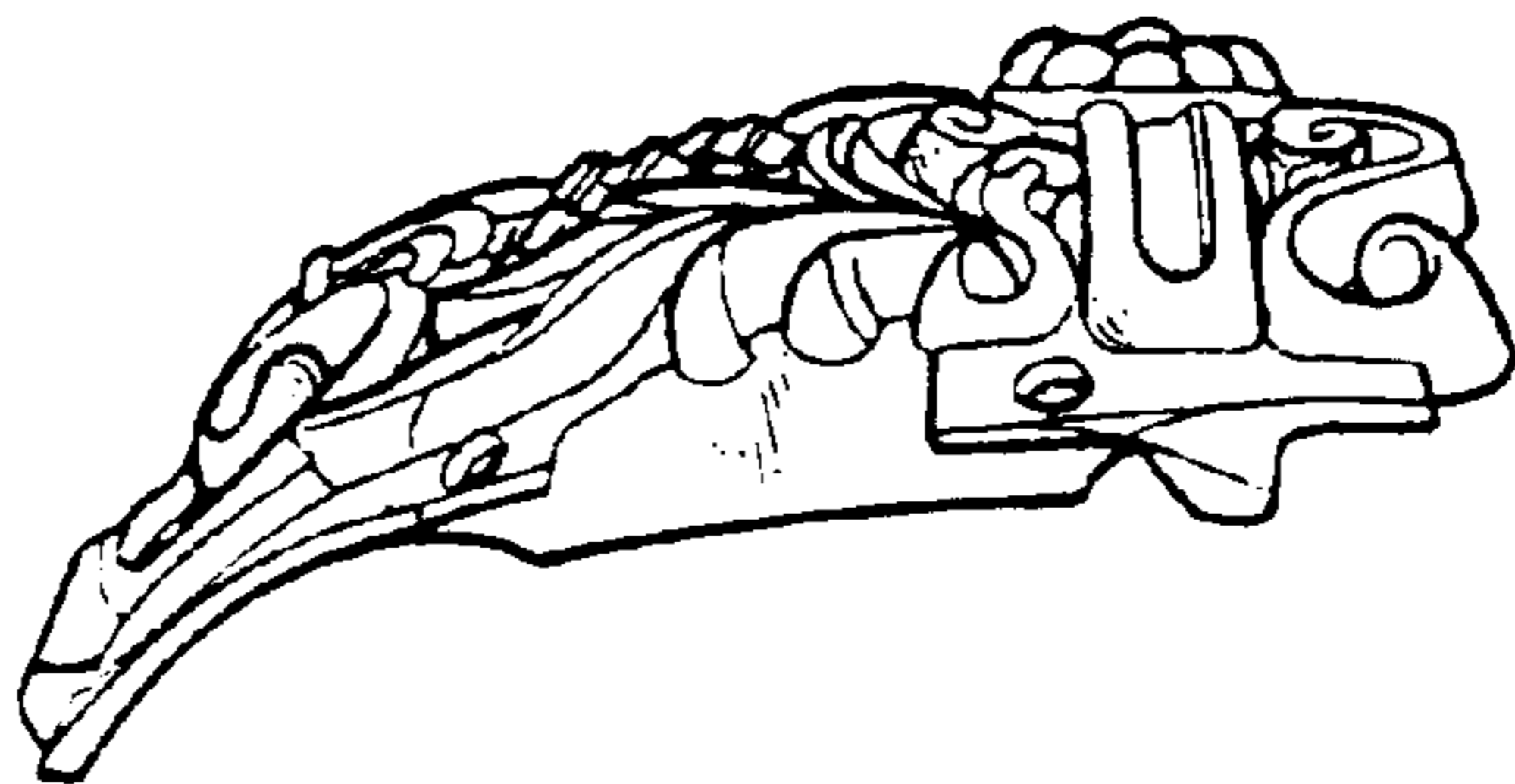


FIG. 5




FIG. 6




FIG. 7