



US00D433733S

United States Patent [19]
Lord

[11] **Patent Number: Des. 433,733**

[45] **Date of Patent: ** Nov. 14, 2000**

[54] **FAUCET HANDLE**

[75] **Inventor: Judd A. Lord, Carmel, Ind.**

[73] **Assignee: Masco Corporation of Indiana, Indianapolis, Ind.**

[**] **Term: 14 Years**

[21] **Appl. No.: 29/117,836**

[22] **Filed: Jan. 31, 2000**

[51] **LOC (7) Cl. 23-01**

[52] **U.S. Cl. D23/250**

[58] **Field of Search D23/238-243,
D23/249-254; D8/300-303, 308, 321, DIG. 3;
4/675-678; 16/110 R; 137/801**

[56] **References Cited**

U.S. PATENT DOCUMENTS

- D. 117,172 10/1939 Fraser D23/254
- D. 159,311 7/1950 Arcularius D23/250

- D. 378,231 2/1997 Dublin D23/252
- D. 392,720 3/1998 Doughty et al. D23/250
- D. 405,508 2/1999 Doughty et al. D23/252
- 5,673,724 10/1997 Abel 137/801

Primary Examiner—Louis S. Zarfes
Assistant Examiner—Gregory Andoll
Attorney, Agent, or Firm—Myron B. Kapustij; Lloyd D. Doigan


[57] **CLAIM**

The ornamental design for a faucet handle, as shown and described.

DESCRIPTION

FIG. 1 is a front perspective view of the faucet handle showing my new design;
FIG. 2 is a top plan view thereof;
FIG. 3 is a front elevational view thereof, the rear being a mirror image of the front; and,
FIG. 4 is a bottom plan view thereof.

1 Claim, 2 Drawing Sheets






Figure - 1

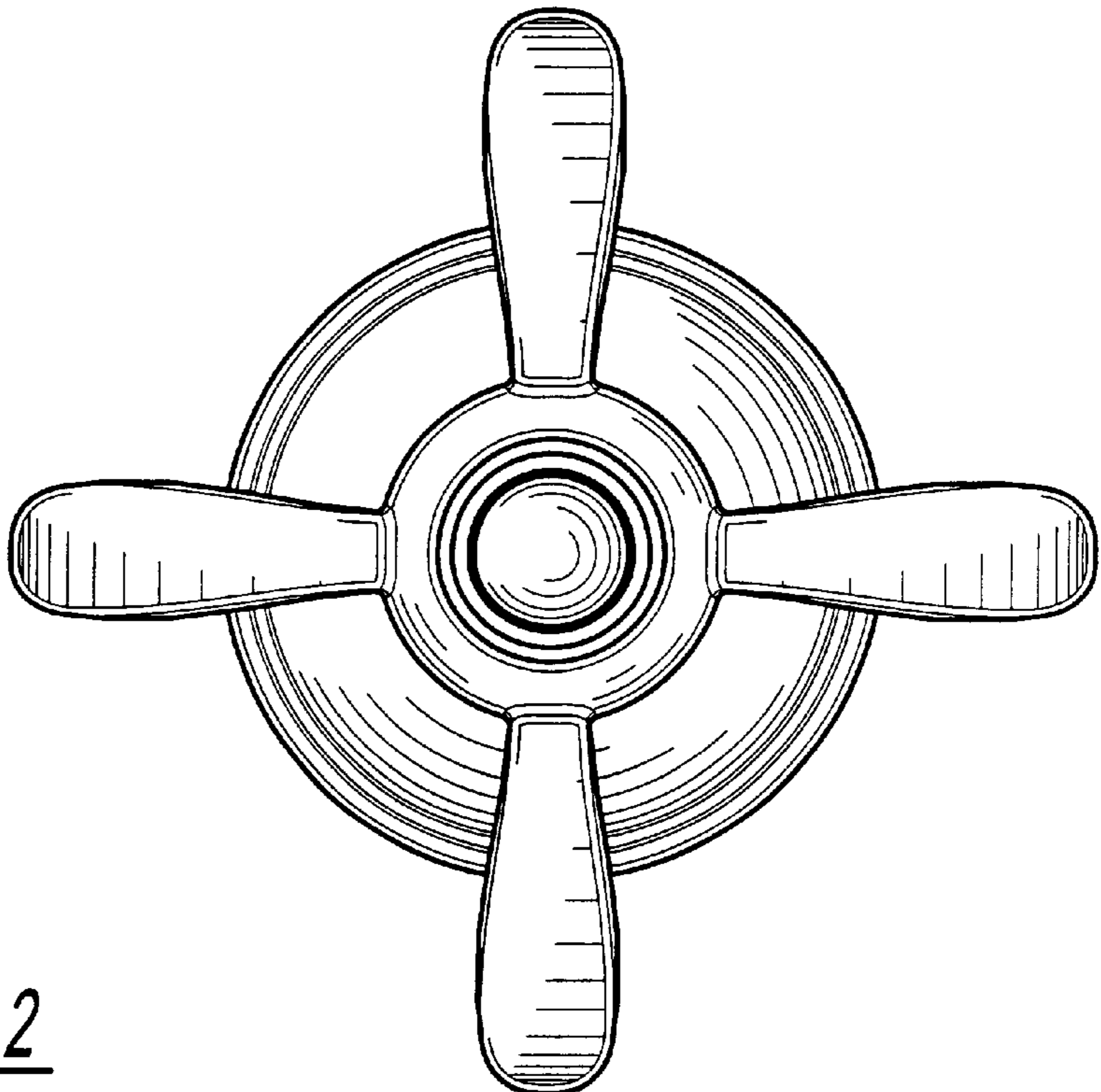


Figure - 2




Figure - 3

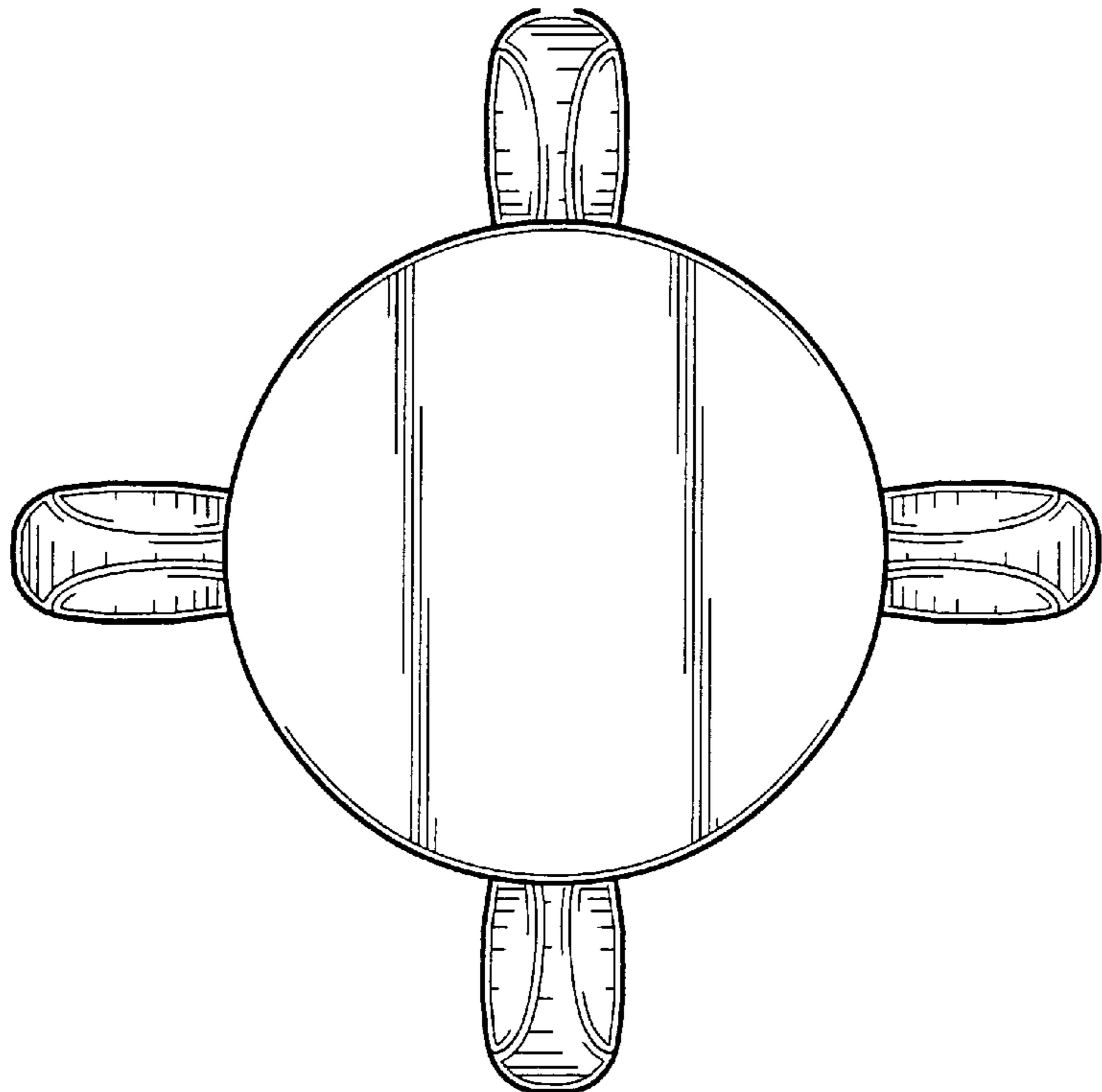


Figure - 4