



US00D433717S

United States Patent [19]

[11] **Patent Number: Des. 433,717**

Nishimura et al.

[45] **Date of Patent: ** Nov. 14, 2000**

[54] **OPERATING APPARATUS FOR A GAME MACHINE**

[75] Inventors: **Takashi Nishimura, Akashi; Hiroyuki Muraki, Kobe; Toshimitsu Oishi, Akashi; Toru Okubo, Kobe; Tomoya Yamano, Kobe; Hideyuki Domitsu, Kobe, all of Japan**

[73] Assignee: **Konami Co., Ltd., Hyogo-ken, Japan**

[**] Term: **14 Years**

[21] Appl. No.: **29/110,253**

[22] Filed: **Sep. 2, 1999**

[30] **Foreign Application Priority Data**

May 19, 1999 [JP] Japan 11-13023
May 19, 1999 [JP] Japan 11-13024

[51] **LOC (7) Cl. 21-01**

[52] **U.S. Cl. D21/333**

[58] **Field of Search D21/324-333, D21/344, 350, 385; 463/1, 9, 14, 15, 30-35, 46-50; 273/148 B, 237, 239, 283, 259; 446/417; 472/62**

[56] **References Cited**

U.S. PATENT DOCUMENTS

D. 325,938 5/1992 Stuhr D21/344
D. 411,258 6/1999 Isetani et al. D21/328
D. 421,774 3/2000 Toriyama D21/325

4,142,722 3/1979 Romano et al. 463/52
4,275,442 6/1981 Underwood et al. 463/9
4,850,591 7/1989 Takezawa et al. 463/3
5,299,810 4/1994 Pierce et al. 463/2
5,342,057 8/1994 Sorkoram 273/239
5,411,271 5/1995 Mirndo 463/9
5,584,763 12/1996 Kelly et al. 463/16
5,611,731 3/1997 Bouton et al. 273/148 B

OTHER PUBLICATIONS

“The Amusement Industry” Vo., 27 No. 10, Oct. 1998 issued Sep. 26, 1998 (a publ. issued by JAPEA) p. 15, Reference No. HA10020453.

Weekly Magazine “Fami-Tsu” No. 529 of Feb. 5, 1999, Jan. 22, 1999 on sale.

Primary Examiner—Prabhakar Deshmukh
Attorney, Agent, or Firm—Jordan and Hamburg LLP

[57] **CLAIM**

The ornamental design for an operating apparatus for a game machine, as shown and described.

DESCRIPTION

FIG. 1 is a perspective view of an operating apparatus for a game machine showing our new design;
FIG. 2 is a front view thereof;
FIG. 3 is a left side view thereof;
FIG. 4 is a top view thereof;
FIG. 5 is a bottom view thereof;
FIG. 6 is a rear view thereof; and,
FIG. 7 is a right side view thereof.

1 Claim, 3 Drawing Sheets

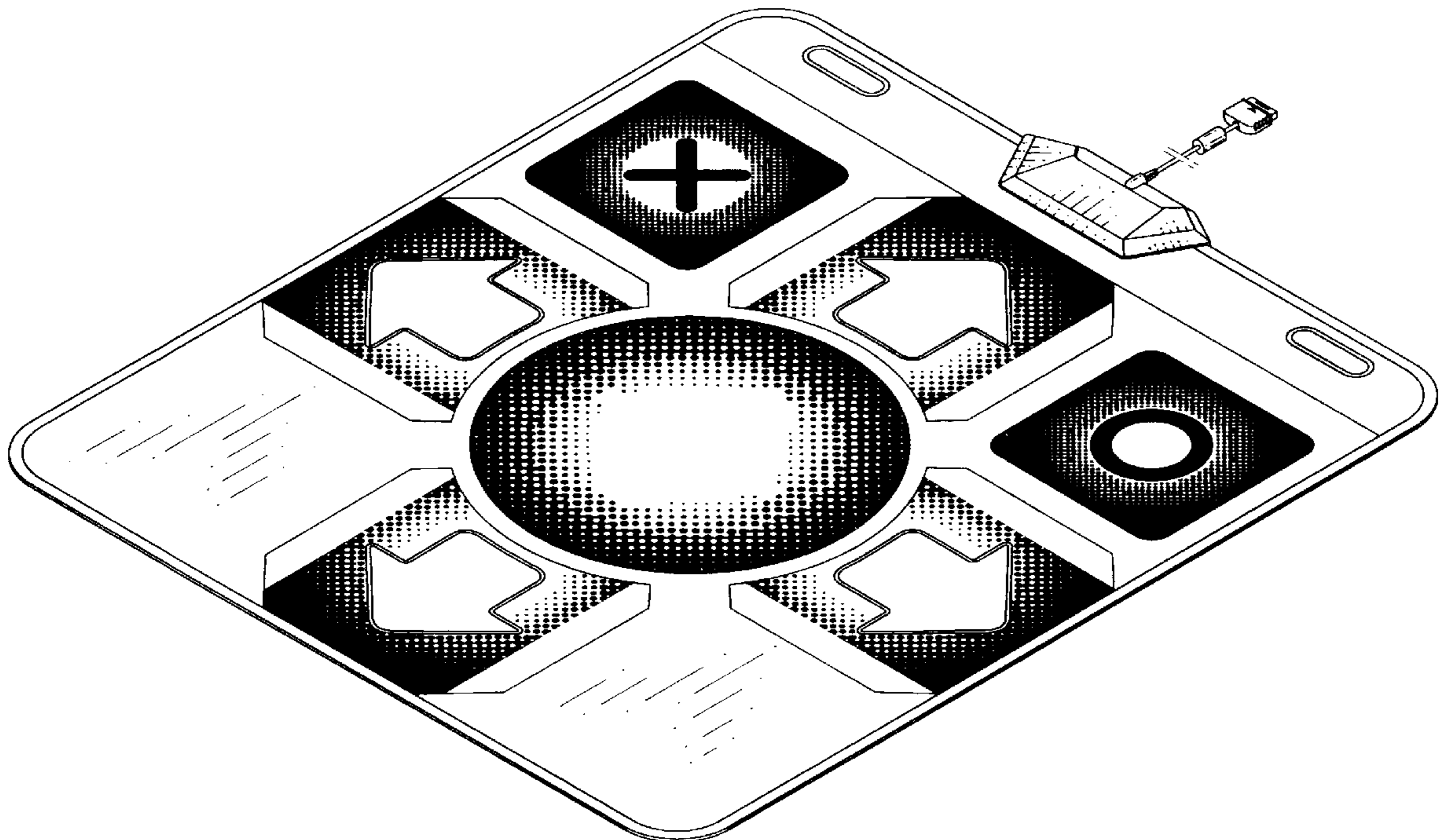


FIG. 1




FIG. 3



FIG. 2

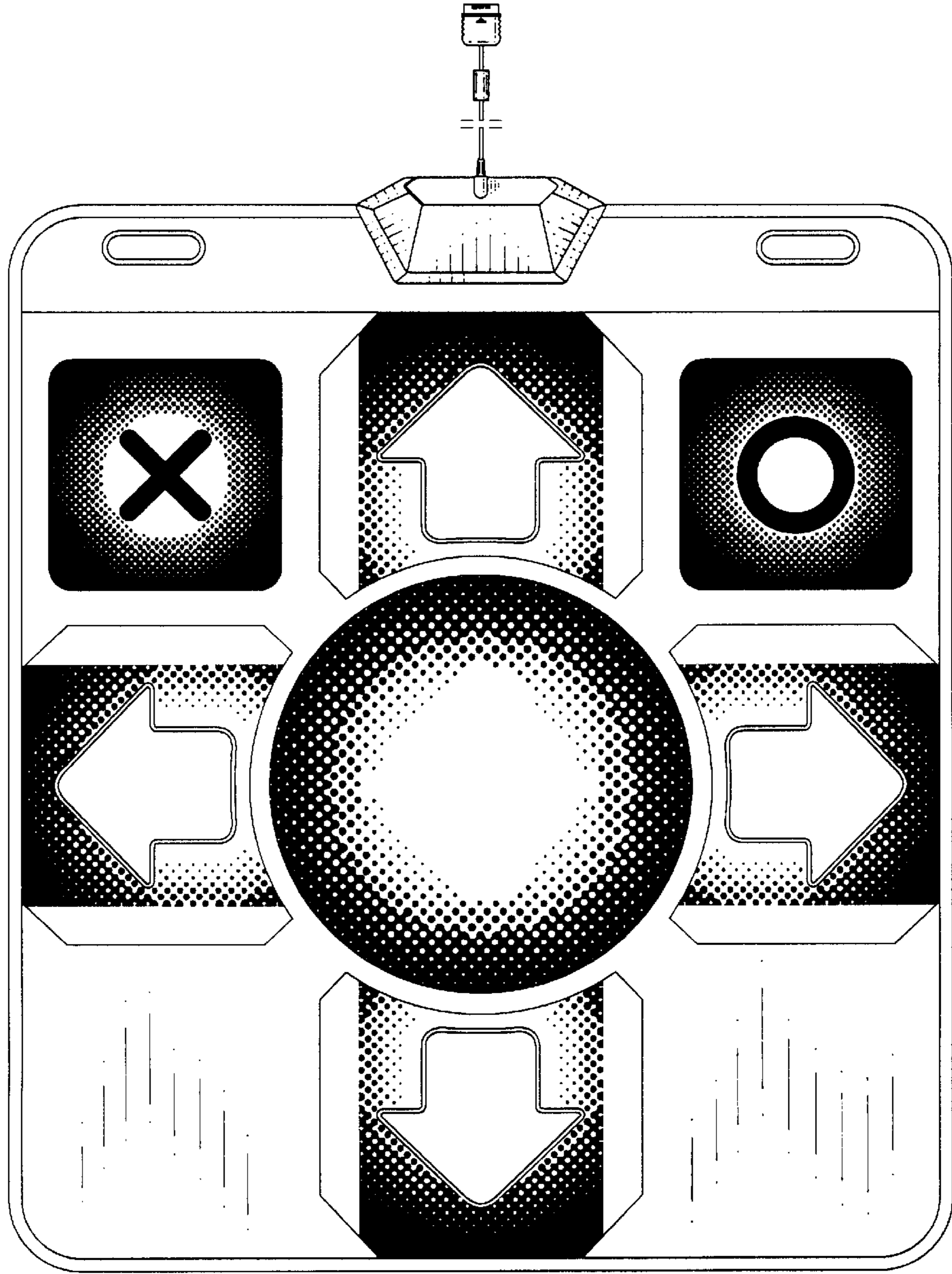


FIG. 4



FIG. 5




FIG. 7

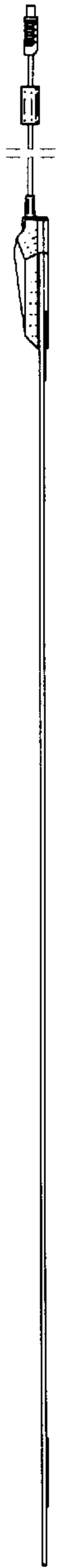


FIG. 6

