



US00D433713S

# United States Patent [19] Olivetti

[11] **Patent Number: Des. 433,713**

[45] **Date of Patent: \*\* Nov. 14, 2000**

[54] **DISPLAY PANEL**

[75] Inventor: **Salvatore Olivetti**, Kleinberg, Canada

[73] Assignee: **Wundale Holding S.A.**, Nassau, Bahamas

[\*\*] Term: **14 Years**

[21] Appl. No.: **29/109,552**

[22] Filed: **Aug. 17, 1999**

[51] **LOC (7) Cl.** ..... **19-08**

[52] **U.S. Cl.** ..... **D20/10; D20/41**

[58] **Field of Search** ..... D20/10, 40, 41;  
40/1, 584, 608, 610, 611, 612, 624, 591,  
592, 593; 362/811, 812

[56] **References Cited**

**U.S. PATENT DOCUMENTS**

D. 376,821 12/1996 Hathaway ..... D20/41

D. 384,979 10/1997 Greene, Jr. .... D20/41  
D. 399,261 10/1998 Humphrey ..... D20/41  
D. 410,496 6/1999 Wyse ..... D20/41

*Primary Examiner*—Marcus A. Jackson  
*Attorney, Agent, or Firm*—Eric Fincham


[57] **CLAIM**

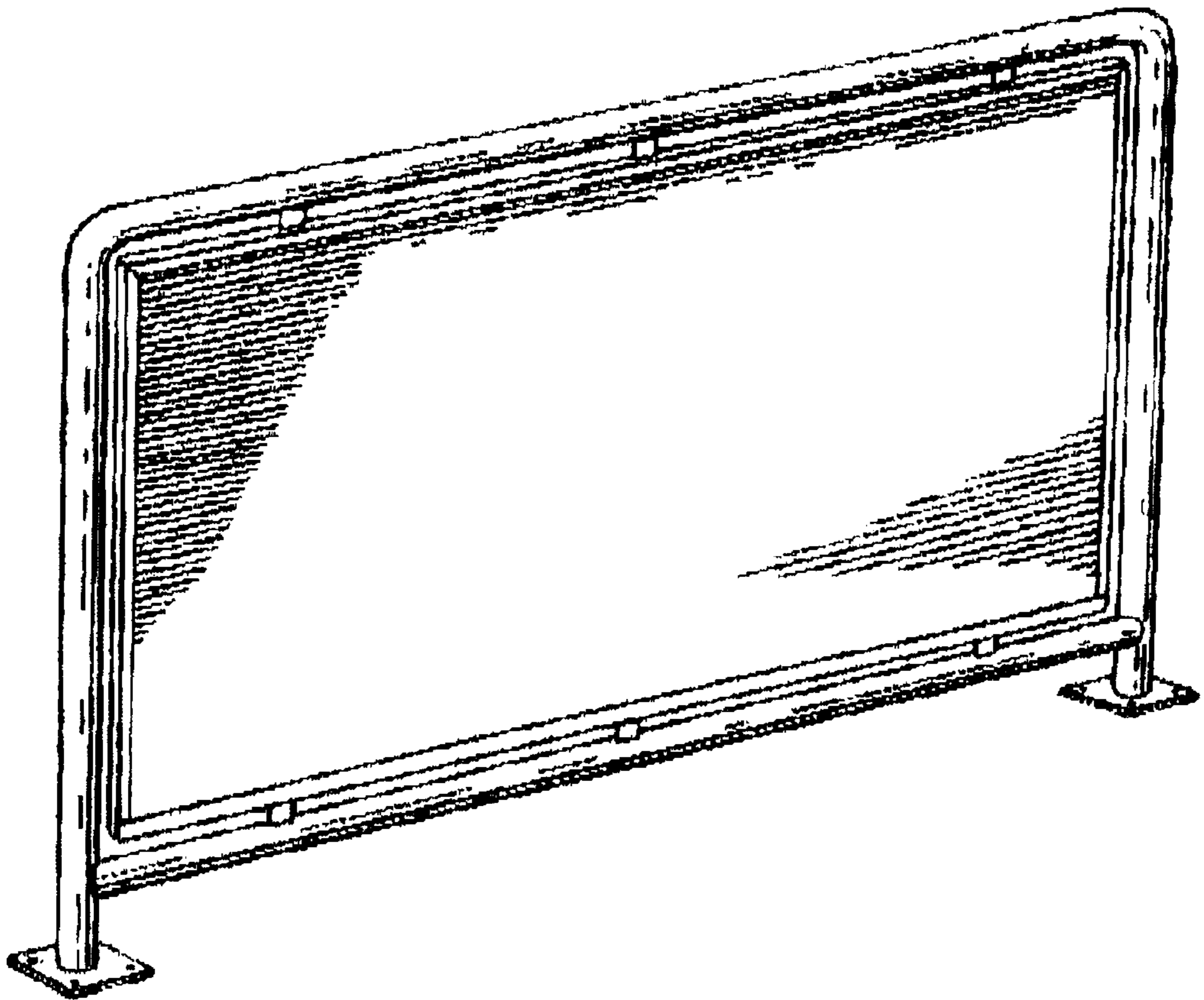
An ornamental design for a display panel, as shown and described.

**DESCRIPTION**


FIG. 1 is a front perspective view of the display panel;  
FIG. 2 is a front elevational view thereof;  
FIG. 3 is a top plan view thereof;  
FIG. 4 is a side elevational view thereof with an opposite side elevational view being a substantial mirror image thereof; and,  
FIG. 5 is a bottom plan view thereof.

**1 Claim, 2 Drawing Sheets**






*Fig. 1*




*Fig. 3*



*Fig. 4*

*Fig. 2*



*Fig. 5*