



US00D433712S

# United States Patent [19] Walsh

[11] **Patent Number: Des. 433,712**

[45] **Date of Patent: \*\* Nov. 14, 2000**

[54] **SORTER**

[75] Inventor: **Jason Walsh**, Springfield, Ill.

[73] Assignee: **Design Ideas, Ltd.**, Springfield, Ill.

[\*\*] Term: **14 Years**

[21] Appl. No.: **29/110,149**

[22] Filed: **Aug. 30, 1999**

[51] **LOC (7) Cl.** ..... **19-02**

[52] **U.S. Cl.** ..... **D19/90; D19/75; D19/95**

[58] **Field of Search** ..... D19/65, 75, 78,  
D19/86, 90, 91, 92, 95, 99, 100; 211/10,  
11, 13.1, 42, 43, 45, 50, 55, 88.01, 126.13,  
126.16, 128.1, 133.5, 181.1; D6/466, 467,  
566

[56] **References Cited**

**U.S. PATENT DOCUMENTS**

D. 152,141	12/1948	Crawford et al. .	
D. 194,513	2/1963	Sparling .	
D. 279,245	6/1985	Wohlman .....	D6/467
D. 299,657	1/1989	Hwang .....	D19/90
D. 322,002	12/1991	Emery .....	D6/566
D. 340,079	10/1993	Aaldenberg .....	D19/90
D. 353,158	12/1994	Evenson .....	D19/90
D. 365,954	1/1996	Milroy .....	D6/566
D. 373,040	8/1996	Milroy .....	D6/566
D. 383,283	9/1997	Hankins, III .	

1,098,053	5/1914	Porter .	
2,502,781	4/1950	Erickson .	
2,658,444	11/1953	Wheeler .	
3,176,849	4/1965	Peebles .....	211/50
4,339,048	7/1982	McMillen et al. .	
4,410,093	10/1983	Chiariello et al. ....	211/11

**OTHER PUBLICATIONS**

Miller's Office Products, 1998, see p. 475, circles item, center page.

Miller's Office Products, 1995, see p. 442, circled item, top center page.

Staples Catalogue, p. 457, item I and J, issued 1996.

Design Ideas Catalogue, p. 66, item H, issued 1998.

*Primary Examiner*—Martie K. Holtje

*Attorney, Agent, or Firm*—Saidman DesignLaw Group

[57] **CLAIM**

The ornamental design for a sorter, as shown and described.

**DESCRIPTION**

FIG. 1 is a perspective view of a sorter showing my new design;


FIG. 2 is a front view thereof, the rear view being a mirror image;

FIG. 3 is a right side view thereof, the left side view being a mirror image;

FIG. 4 is a top view thereof; and,

FIG. 5 is a bottom view thereof.

**1 Claim, 3 Drawing Sheets**






FIG. 1




FIG. 2




FIG. 3




FIG. 4




FIG. 5