



US00D433711S

United States Patent [19] Andujar

[11] **Patent Number: Des. 433,711**

[45] **Date of Patent: ** Nov. 14, 2000**

[54] **ORGANIZER**

[75] Inventor: **Mina Andujar**, Springfield, Ill.

[73] Assignee: **Design Ideas, Ltd.**, Springfield, Ill.

[**] Term: **14 Years**

[21] Appl. No.: **29/110,861**

[22] Filed: **Sep. 15, 1999**

[51] **LOC (7) Cl.** **19-06**

[52] **U.S. Cl.** **D19/78; D19/77; D19/75; D19/83; D3/306**

[58] **Field of Search** **D3/206, 304, 306; D19/65, 75, 77, 78, 81-85, 86, 92, 95, 99, 100; 211/10, 11, 13.1, 126.13, 69.1-69.9; 206/214, 224, 557, 371, 561; 220/485, 494, 586, 657**

[56] **References Cited**

U.S. PATENT DOCUMENTS

Re. 16,431	9/1926	Kratzer .	
D. 33,268	9/1900	Bix	D19/92
D. 33,269	9/1900	Bix	D19/92
D. 148,455	1/1948	Bleich et al.	D19/92
D. 152,141	12/1948	Crawford et al. .	
D. 194,513	2/1963	Sparling .	
D. 211,917	8/1968	Copeland	D19/92
D. 245,783	9/1977	Fieni	D19/75
D. 301,590	6/1989	Foran et al.	D19/77
D. 326,113	5/1992	Galante	D19/78
D. 331,942	12/1992	Kirchner	D19/78
D. 383,283	9/1997	Hankins, III .	
D. 393,766	4/1998	Mazzola et al.	D6/513
1,098,053	5/1914	Porter .	
1,384,755	7/1921	Hall .	

2,502,781	4/1950	Erickson .
2,658,444	11/1953	Wheeler .
2,706,064	4/1955	Vitols .
2,721,671	10/1955	Averill .
2,993,615	7/1961	Bruce .
3,250,430	5/1966	Cella .
4,339,048	7/1982	McMillen et al. .
5,305,686	4/1994	Svensson .

OTHER PUBLICATIONS

Miller Office Products,©1995, see p. 442, item C, circled.
Miller Office Products,©1998, see p. 475, item B, circled.
Staples Catalogue, p. 457, item E, issued 1996.
Design Ideas Catalogue, p. 66, item B, issued 1998.

Primary Examiner—Martie K. Holtje
Attorney, Agent, or Firm—SAIDMAN DesignLaw Group


[57] **CLAIM**

The ornamental design for a organizer, as shown and described.

DESCRIPTION

FIG. 1 is a perspective view of an organizer showing my new design;
FIG. 2 is a front view thereof;
FIG. 3 is a rear view thereof;
FIG. 4 is a left side view thereof;
FIG. 5 is a right side view thereof;
FIG. 6 is a top view thereof;
FIG. 7 is a bottom view thereof;
FIG. 8 is a perspective view of a second embodiment of my new design; and,
FIG. 9 is a perspective view of a third embodiment of my new design.

1 Claim, 5 Drawing Sheets






FIG. 1




FIG. 2




FIG. 3




FIG. 4




FIG. 5




FIG. 6




FIG. 7




FIG. 8




FIG. 9