



US00D433685S

United States Patent [19]

[11] Patent Number: Des. 433,685

Wilson et al.

[45] Date of Patent: ** Nov. 14, 2000

[54] FUEL DISPENSER INTERFACE

OTHER PUBLICATIONS

[75] Inventors: **Amy Wilson**, Greensboro; **Paul Miller**, Winston Salem, both of N.C.; **Cheryl Felix**, Bedford, Mass.

“BP Apollo—NZ Trial Site Review” (Aug. 14, 1998).

“Loyalty Builders”, Schlumberger brochure.

“V390” (1994).

“V390U” (1994).

“Customer Interface Terminal”.

“Horizon 2000 Series Dispenser”.

“The Premier Series H422B: With Insight” (Aug. 1997).

“Dispensers”.

“Multidispenser Advantage”.

“Multidispenser Advantage”.

“Universal Univision” by Universal Epsco, Inc. (1995).

“Centurion—A Sophisticated and Reliable Dispenser” by Schlumberger Electronics Transaction (1997).

[73] Assignee: **Gilbarco Inc.**, Greensboro, N.C.

[**] Term: **14 Years**

[21] Appl. No.: **29/104,774**

[22] Filed: **May 12, 1999**

[51] **LOC (7) Cl.** **15-02**

[52] **U.S. Cl.** **D15/9.1**

[58] **Field of Search** D15/7-9.1; 222/25, 222/27, 71, 74, 75, 383.1; 137/234.6; 364/528.17; D25/56; D14/105; D99/43

Primary Examiner—Ralf Seifert

Attorney, Agent, or Firm—Coats & Bennett, P.L.L.C.

[56] References Cited

[57] CLAIM

U.S. PATENT DOCUMENTS

The ornamental design for a fuel dispenser interface, as shown and described.

D. 244,563	5/1977	Taylor et al.	D52/2
D. 262,971	2/1982	Robinson, Jr. et al.	D15/9.2
D. 265,092	6/1982	Robinson, Jr. et al.	D15/9.2
D. 306,719	3/1990	Austin et al.	D14/105
D. 309,144	7/1990	Austin et al.	D15/9.2
D. 316,471	4/1991	Austin et al.	D99/43
D. 414,501	10/1999	Wilson et al.	D15/9.2
D. 414,781	10/1999	Wilson et al.	D15/9.2
D. 414,782	10/1999	McSpadden et al.	D15/9.2
D. 415,168	10/1999	Wilson et al.	D15/9.2
D. 415,169	10/1999	Wilson et al.	D15/9.2
D. 415,170	10/1999	Wilson et al.	D15/9.2
D. 415,171	10/1999	Wilson et al.	D15/9.2
D. 415,172	10/1999	Wilson et al.	D15/9.2
D. 416,916	11/1999	Wilson et al.	D15/9.2
D. 417,226	11/1999	Wilson et al.	D15/9.2

DESCRIPTION

FIG. 1 is a top, front, and left side perspective view of a fuel dispenser interface showing our new design;

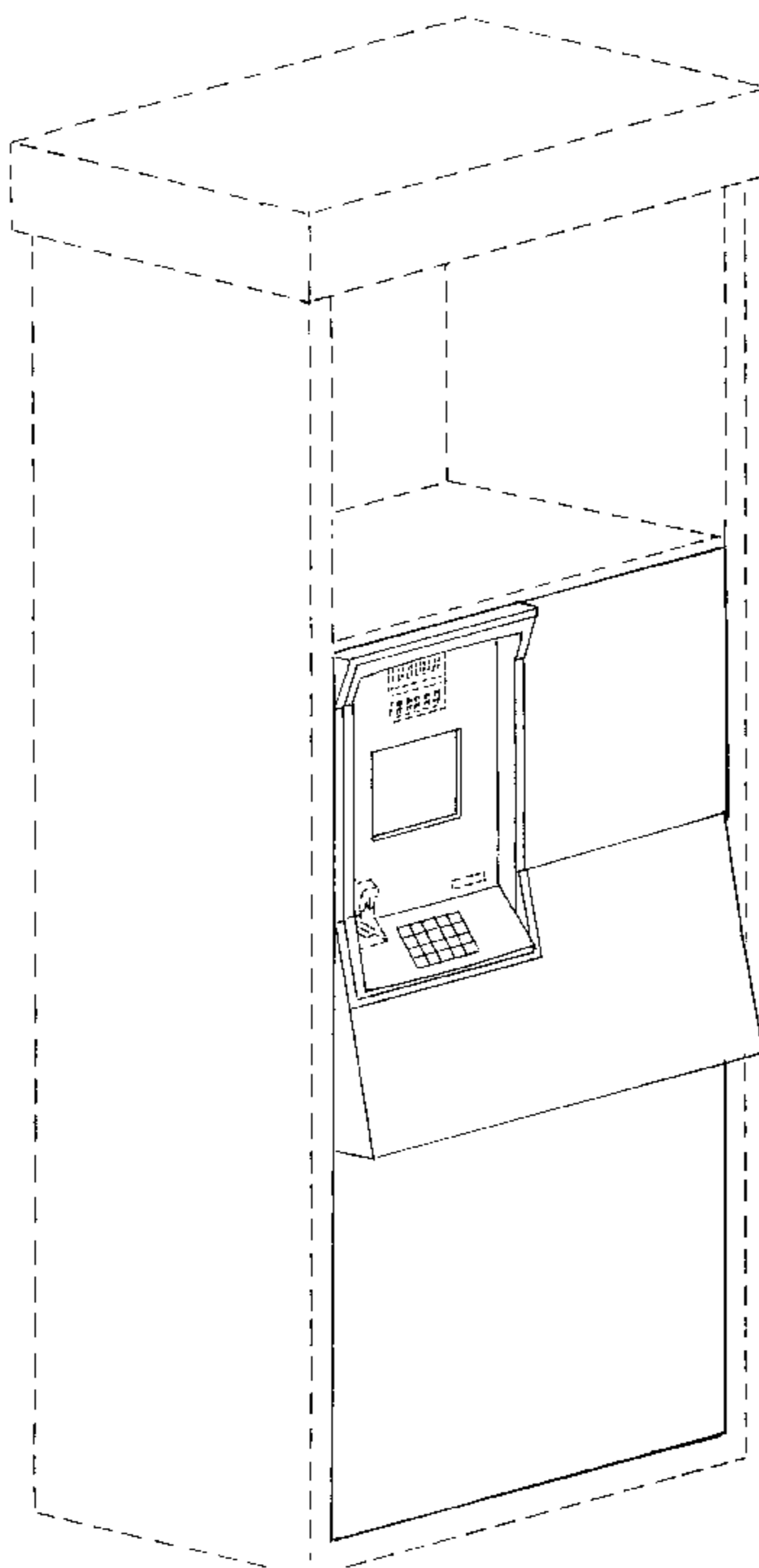
FIG. 2 is a rear elevational view; and,

FIG. 3 is a side elevational view.

The bottom and top views of the design are not shown and would not depict any aspect of the invention not already shown in the Figures.

Our new design comprises, essentially, an interface for fuel dispensers. The broken-line disclosure of a fuel dispenser and portions thereof in the views is for environmental purposes only and forms no part of the claimed design.

1 Claim, 2 Drawing Sheets



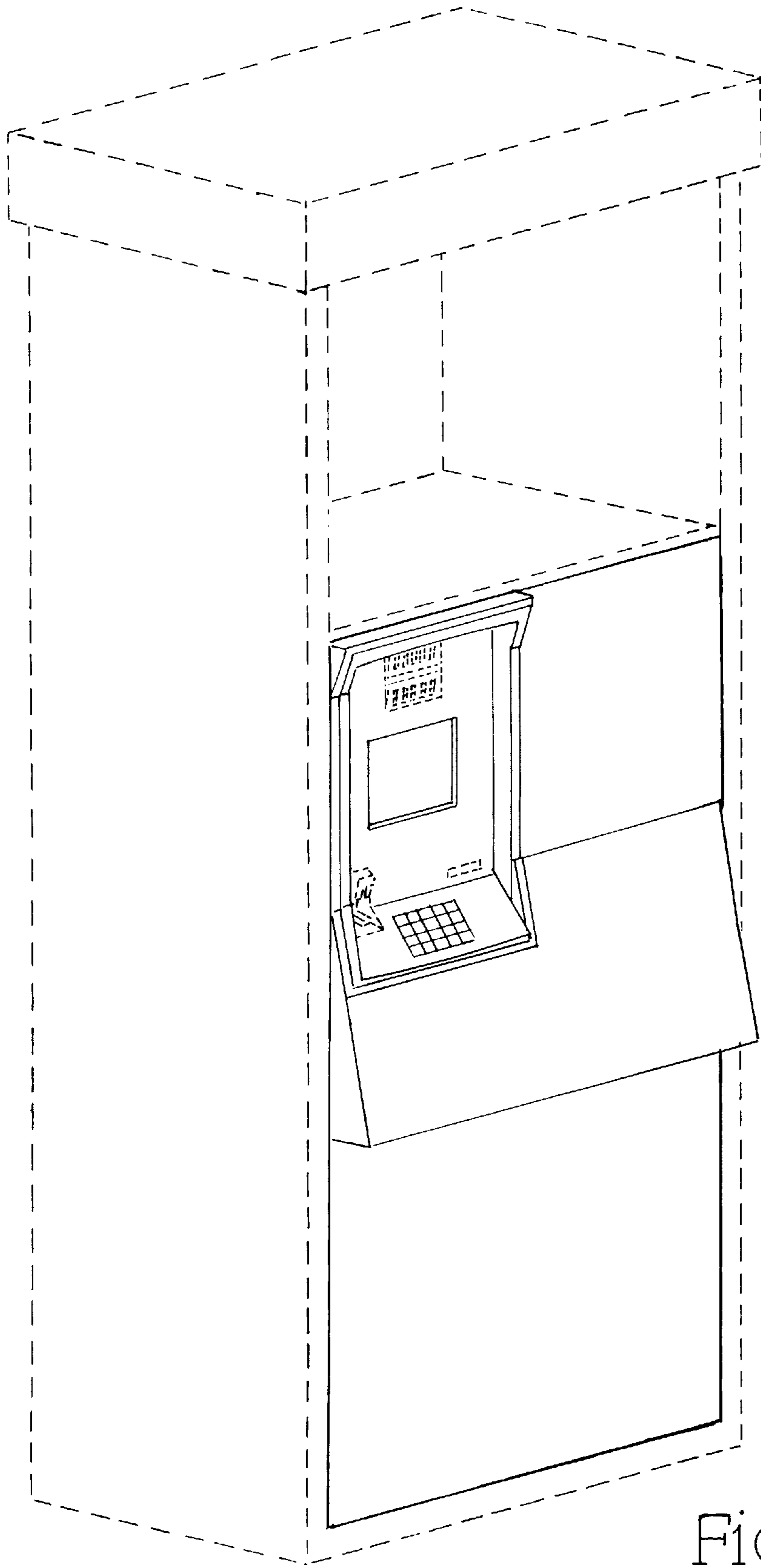


Fig. 1

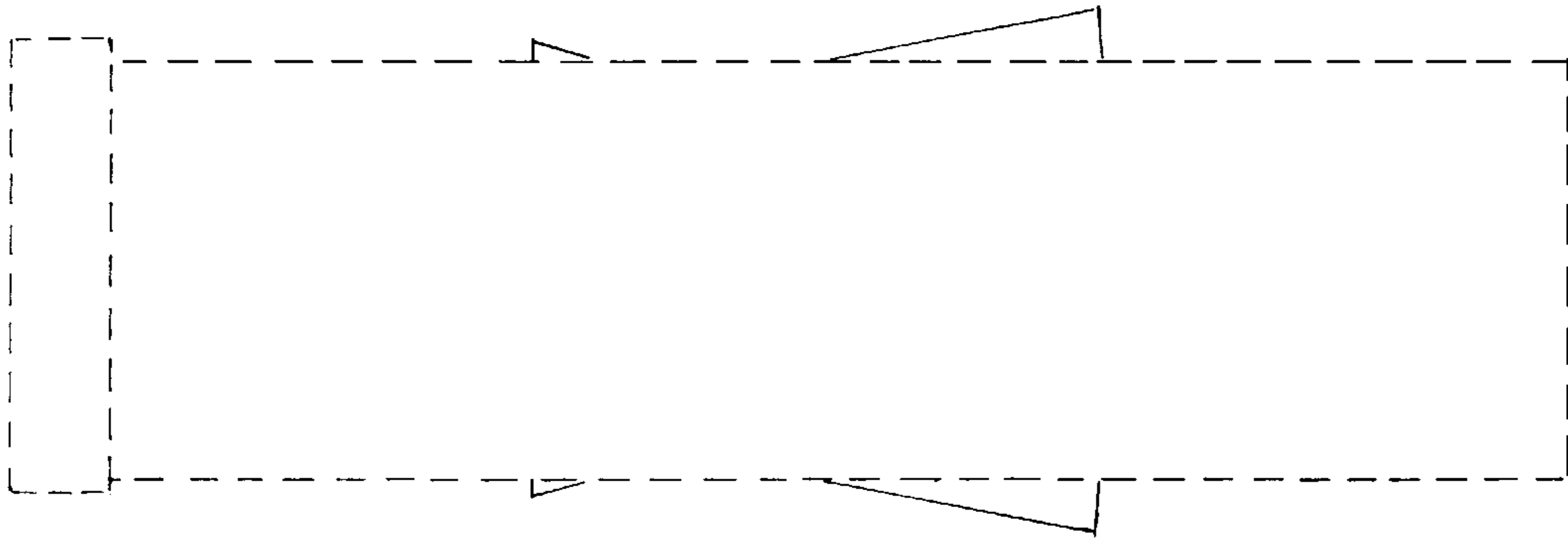


FIG. 3

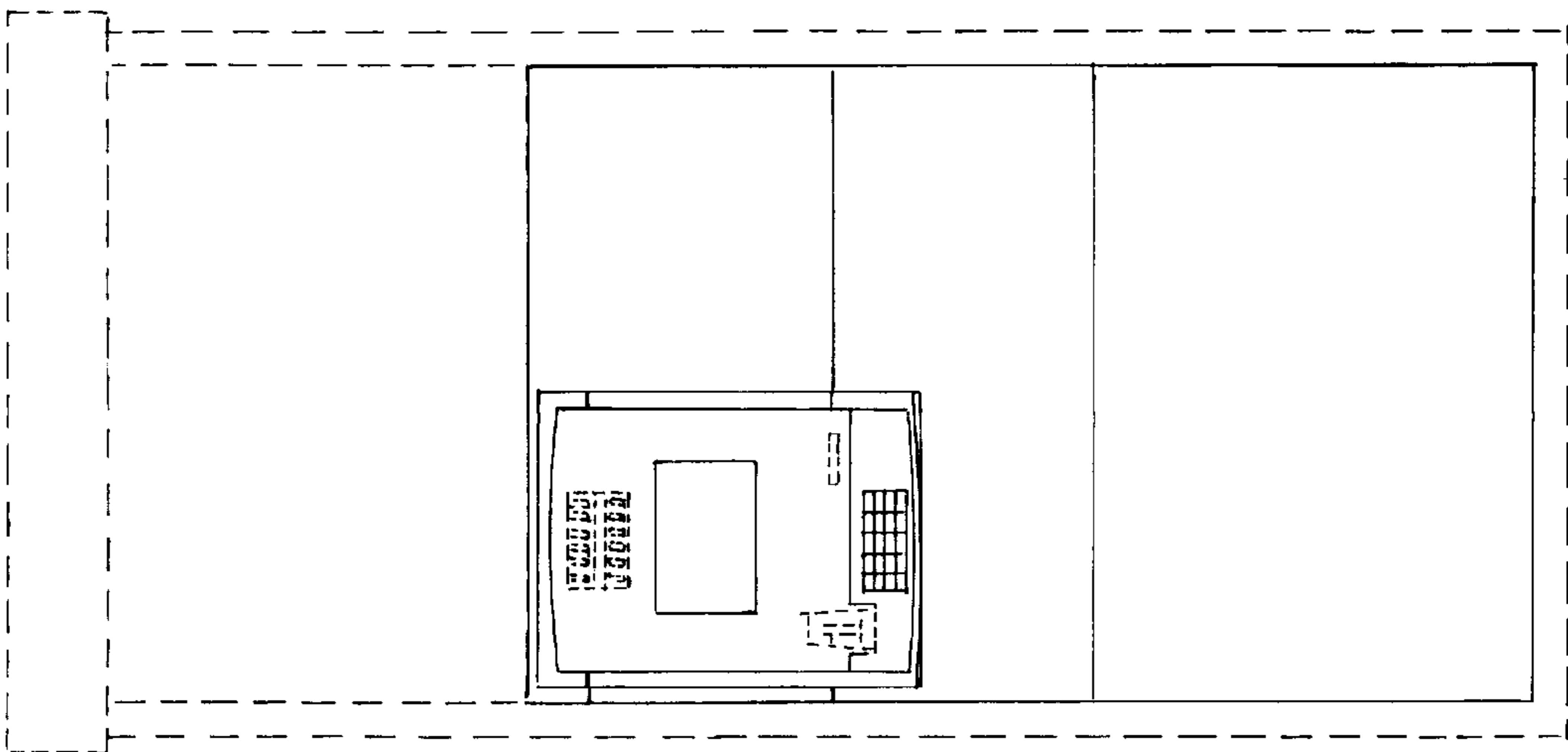


FIG. 2