



US00D433677S

United States Patent [19]

Tsuge et al.

[11] Patent Number: Des. 433,677

[45] Date of Patent: ** Nov. 14, 2000

[54] TELEPHONE EXCHANGER

[75] Inventors: Haruo Tsuge; Kazuo Ikeda; Kentaro Tsuda; Muneyoshi Mikuni, all of Tokyo, Japan

[73] Assignee: NEC Corporation, Tokyo, Japan

[**] Term: 14 Years

[21] Appl. No.: 29/114,595

[22] Filed: Nov. 30, 1999

[30] Foreign Application Priority Data

May 31, 1999 [JP] Japan 11-14175

[51] LOC (7) Cl. 14-03

[52] U.S. Cl. D14/240; D13/184

[58] Field of Search D14/137, 140, D14/142, 141, 107, 240, 242, 348-353, 356-358; 379/419, 420, 399, 428, 440, 412; 455/550-575, 90, 16, 347-349; D13/184, 162.1, 147, 152; 361/752, 804, 724, 686

[56] References Cited

U.S. PATENT DOCUMENTS

- D. 214,909 8/1969 Brefka D13/184
- D. 292,090 9/1987 Shintomi D14/141
- D. 324,050 2/1992 Ando D14/240
- D. 327,887 7/1992 Pushelberg et al. D14/140

- D. 330,702 11/1992 Hutton D13/184
- D. 340,031 10/1993 Hill D13/162.1
- D. 342,250 12/1993 Beaumont et al. D14/142
- D. 348,887 7/1994 Namba D14/241
- D. 367,859 3/1996 Beaumont et al. D14/142
- D. 374,673 10/1996 Beaumont et al. D14/240
- D. 382,879 8/1997 Beaumont D14/240
- D. 390,199 2/1998 Jackson et al. D13/184
- D. 408,823 4/1999 Kirby D14/240
- D. 411,185 6/1999 Isshiki D14/107
- D. 422,967 4/2000 Ishida D13/147
- D. 422,977 4/2000 Hirose et al. D14/107

Primary Examiner—Jeffrey Asch
Attorney, Agent, or Firm—Sughrue, Mion, Zinn, Macpeak & Seas, PLLC

[57] CLAIM

The ornamental design for a telephone exchanger, as shown.

DESCRIPTION

FIG. 1 is a perspective view of the top, front and right side of a telephone exchanger showing our new design; FIG. 2 is a front elevational view thereof; FIG. 3 is a rear elevational view thereof; FIG. 4 is a right side elevational view thereof; FIG. 5 is a left side elevational view thereof; FIG. 6 is a top plan view thereof; and, FIG. 7 is a bottom plan view thereof.

1 Claim, 4 Drawing Sheets

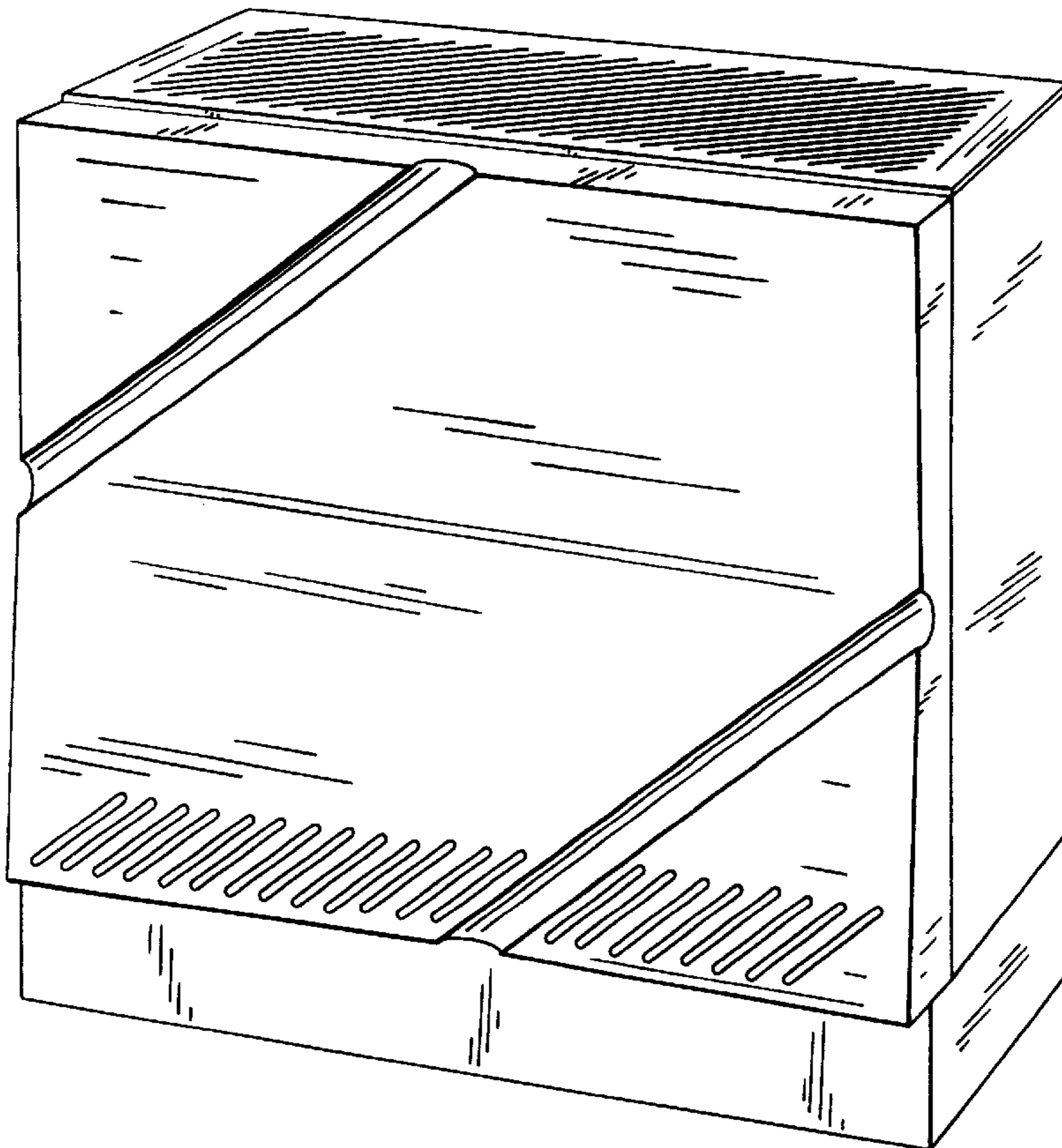


FIG. 1

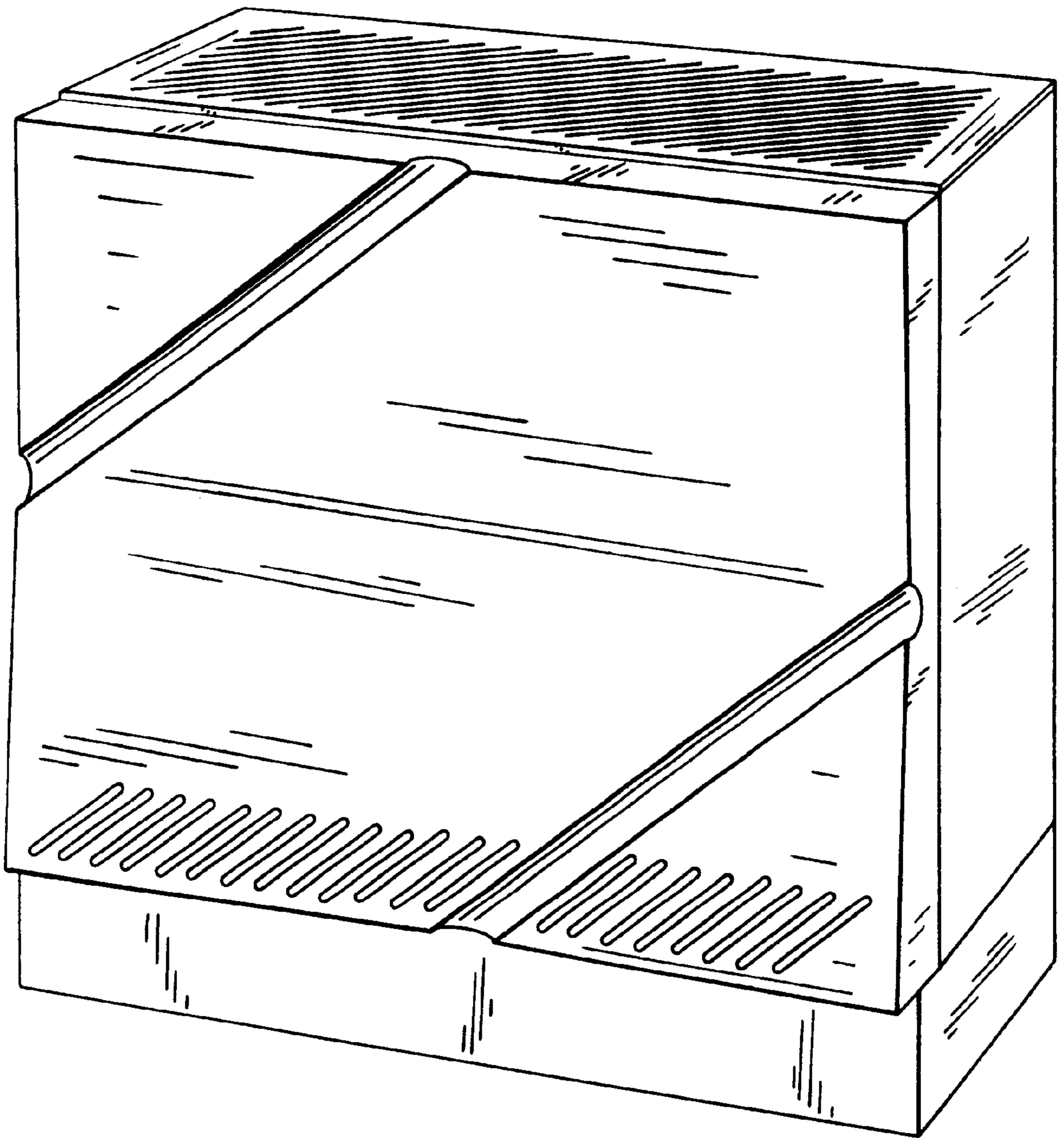


FIG. 2

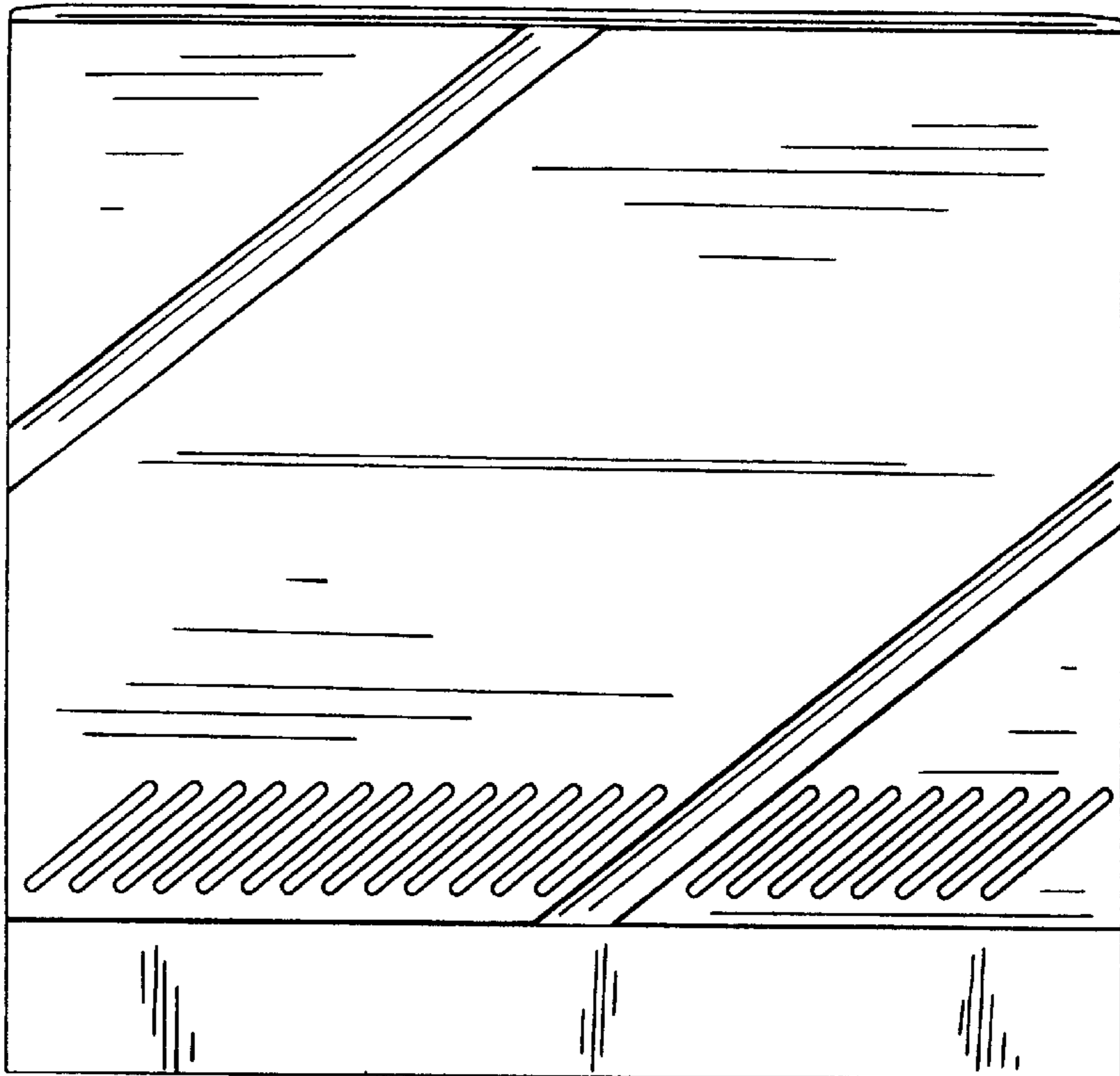


FIG. 3

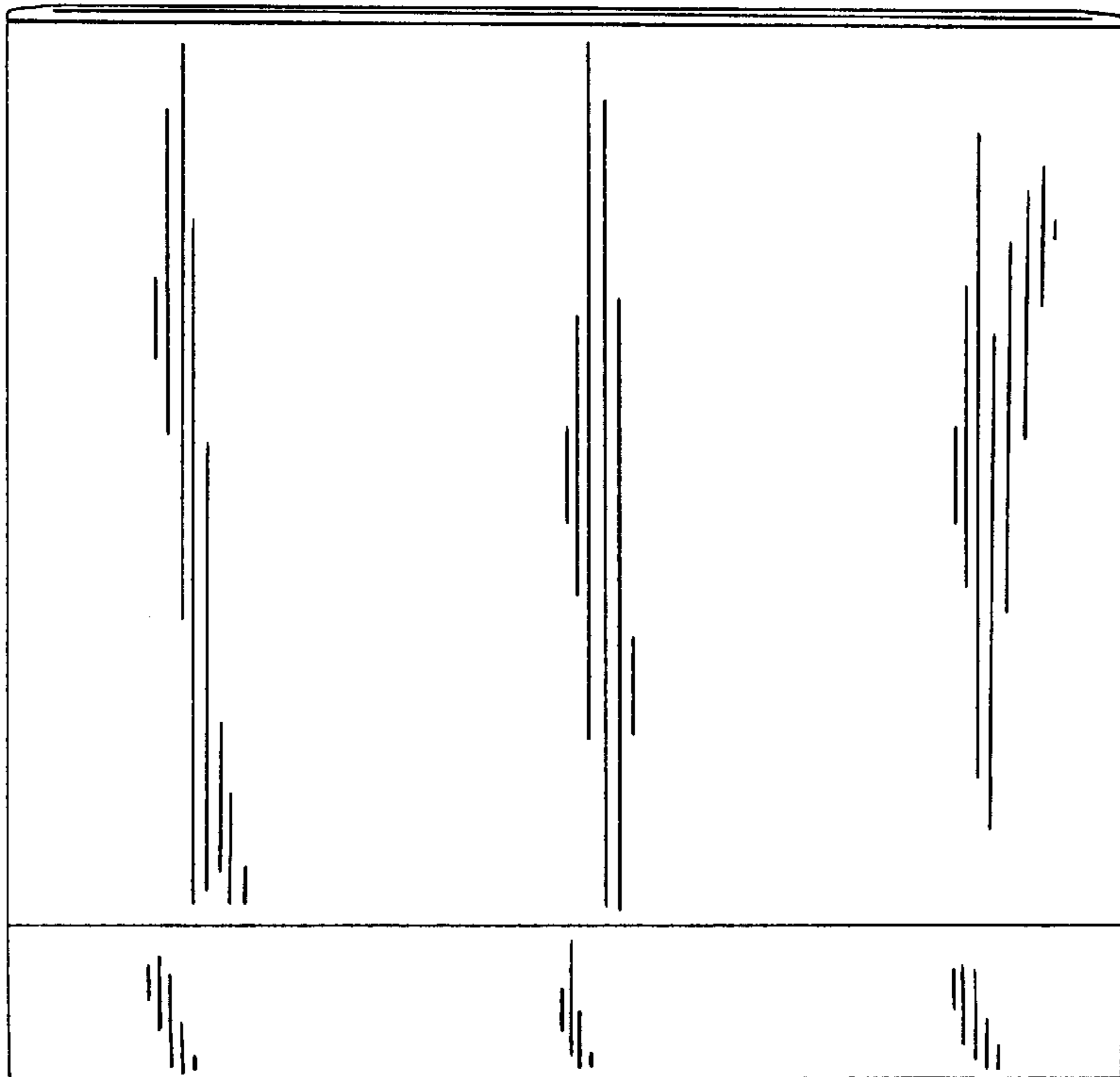


FIG. 4




FIG. 5




FIG. 6

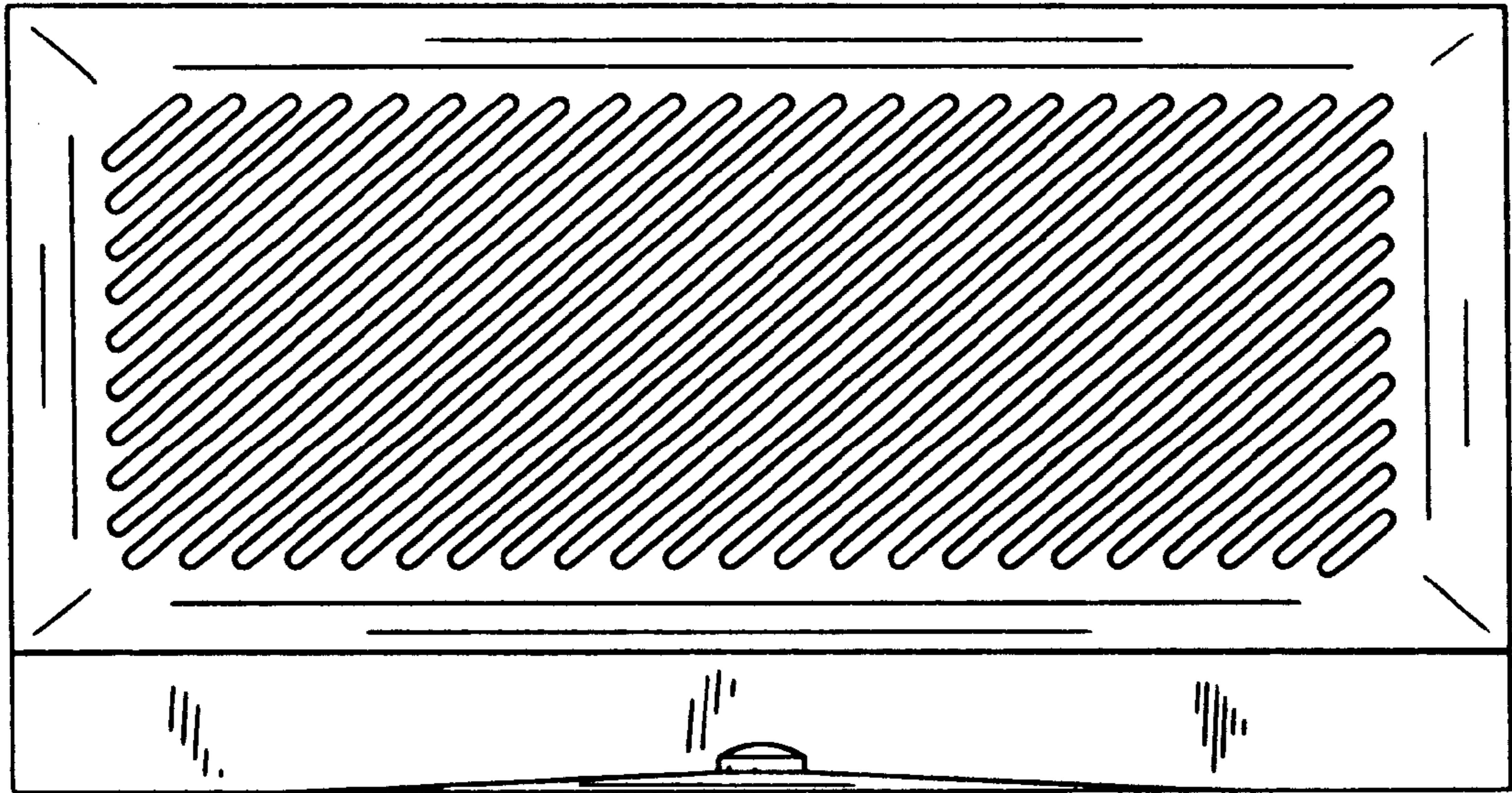


FIG. 7

