



US00D433662S

# United States Patent [19]

Fanshaw et al.

[11] Patent Number: **Des. 433,662**

[45] Date of Patent: **\*\* Nov. 14, 2000**

[54] **MOTORCYCLE TRAY**

[76] Inventors: **Scott D. Fanshaw**, 180 West. 18<sup>th</sup> Avenue, Vancouver, British Columbia, Canada, V5Y 2A5; **Mike Thibault**, 9750 Carlson Road, Prince George, British Columbia, Canada

[\*\*] Term: **14 Years**

[21] Appl. No.: **29/120,755**

[22] Filed: **Mar. 23, 2000**

[51] **LOC (7) Cl.** ..... **12-16**

[52] **U.S. Cl.** ..... **D12/407**

[58] **Field of Search** ..... D12/114, 407, D12/415-421, 425, 426.1; 224/413, 277; 108/27, 157.13; 180/219; D7/550.1, 552.1, 552.2, 554.3, 554.4; 288/288.4; D6/511, 406, 513, 574; 211/88.01, 126.1, 126.15, 119.005

[56] **References Cited**

**U.S. PATENT DOCUMENTS**

- D. 192,465 3/1962 Brady et al. .... D12/425
- D. 204,998 6/1966 Klein ..... D12/425
- D. 270,785 10/1983 White ..... D12/425
- D. 340,339 10/1993 Kean et al. .... D12/425 X

- D. 353,275 12/1994 Longhurst ..... D6/406
- D. 366,170 1/1996 Temple ..... D6/511
- 5,881,936 3/1999 Li ..... 224/413

*Primary Examiner*—Alan P. Douglas  
*Assistant Examiner*—Linda Brooks  
*Attorney, Agent, or Firm*—Kolisch, Hartwell, Dickinson, McCormack & Heuser

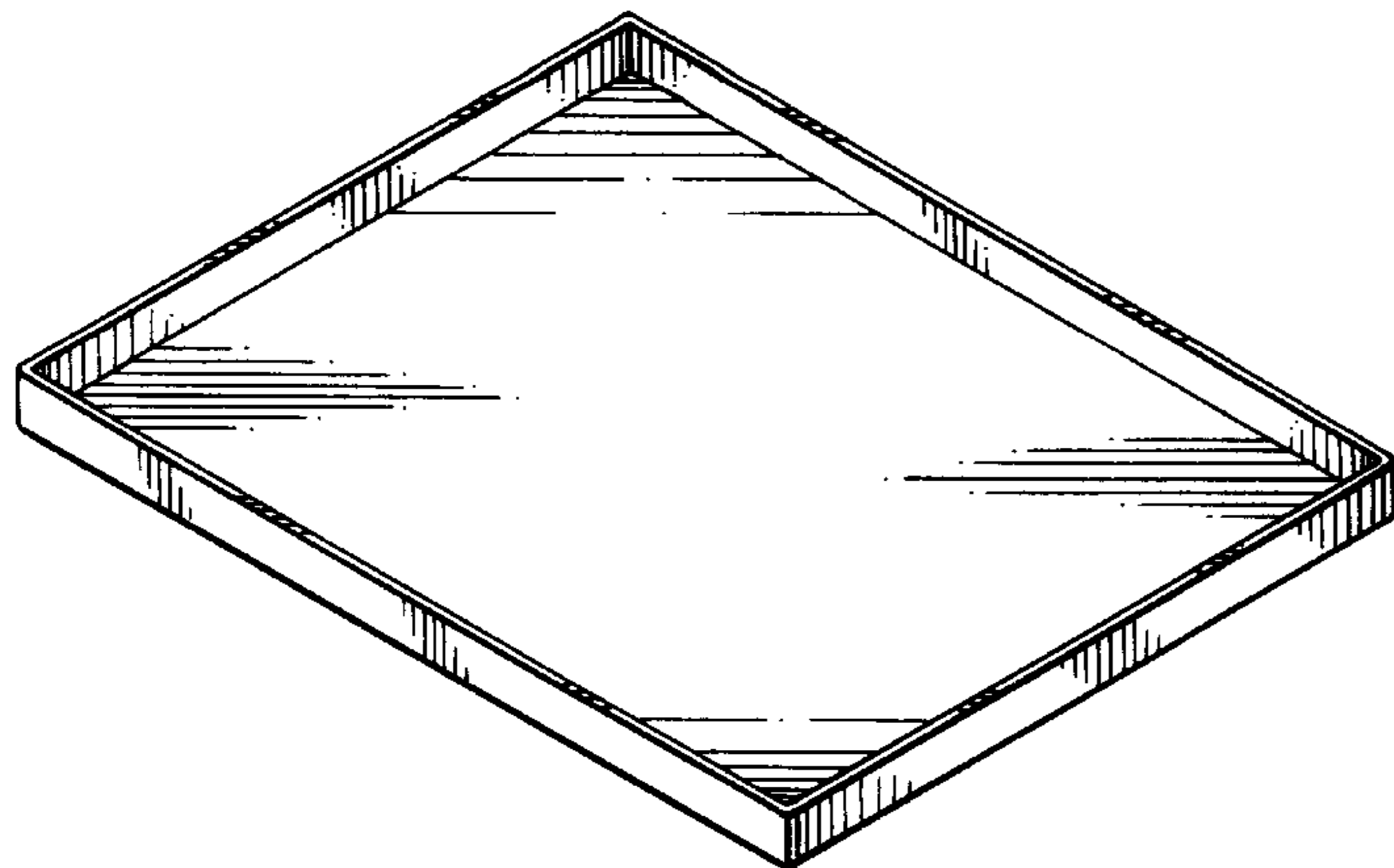
[57] **CLAIM**

The ornamental design for a motorcycle tray, as shown.

**DESCRIPTION**

FIG. 1 is an isometric view of a motorcycle tray incorporating our new design;  
FIG. 2 is a top view of the motorcycle tray shown in FIG. 1;  
FIG. 3 is a side view of the motorcycle tray shown in FIG. 1;  
FIG. 4 is a bottom view of the motorcycle tray shown in FIG. 1;  
FIG. 5 is a left side view of the motorcycle tray shown in FIG. 1;  
FIG. 6 is a front end view of the motorcycle tray shown in FIG. 1; and,  
FIG. 7 is a rear end view of the motorcycle tray shown in FIG. 1.

**1 Claim, 2 Drawing Sheets**



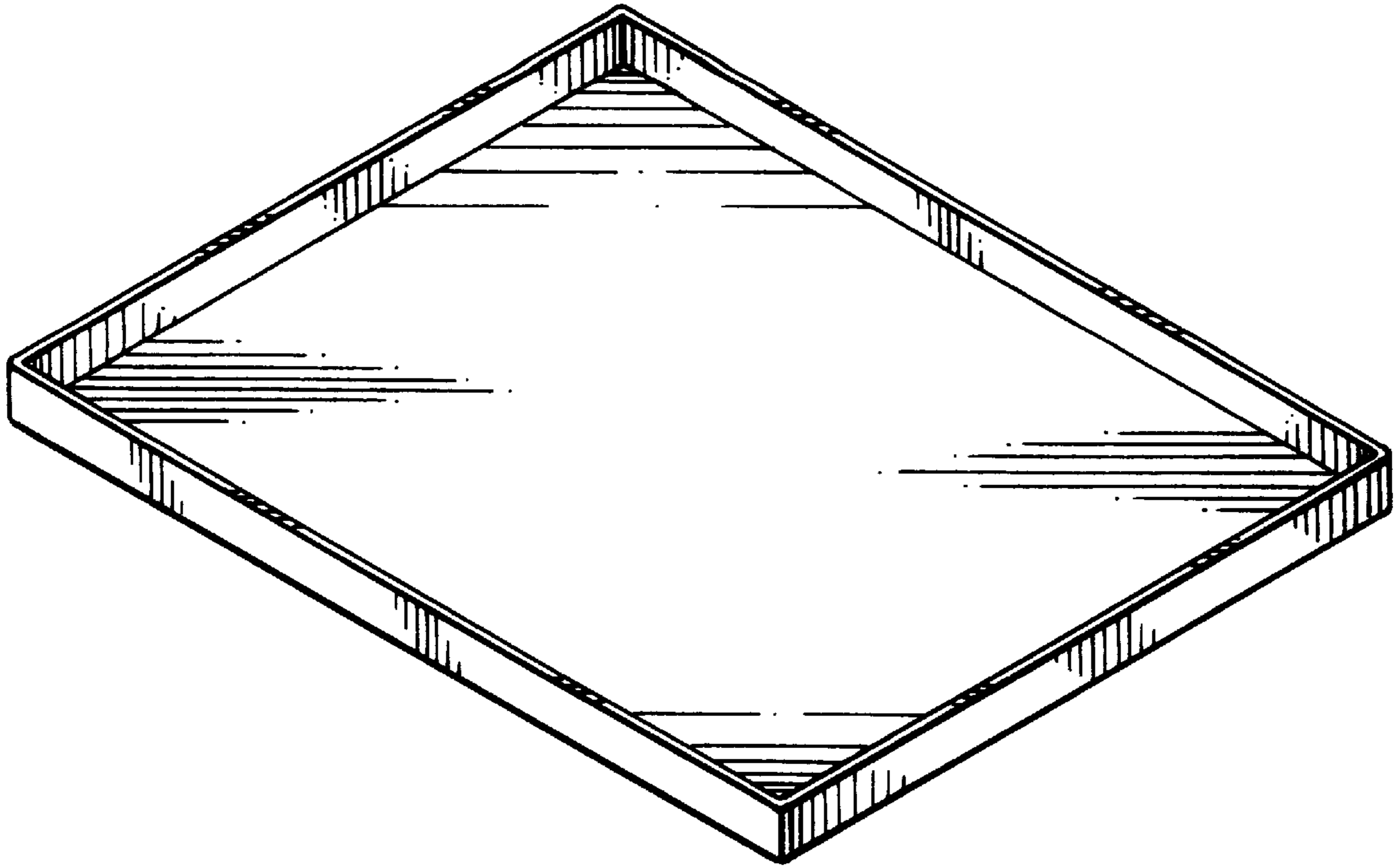


FIG. 1




FIG. 2



FIG. 3

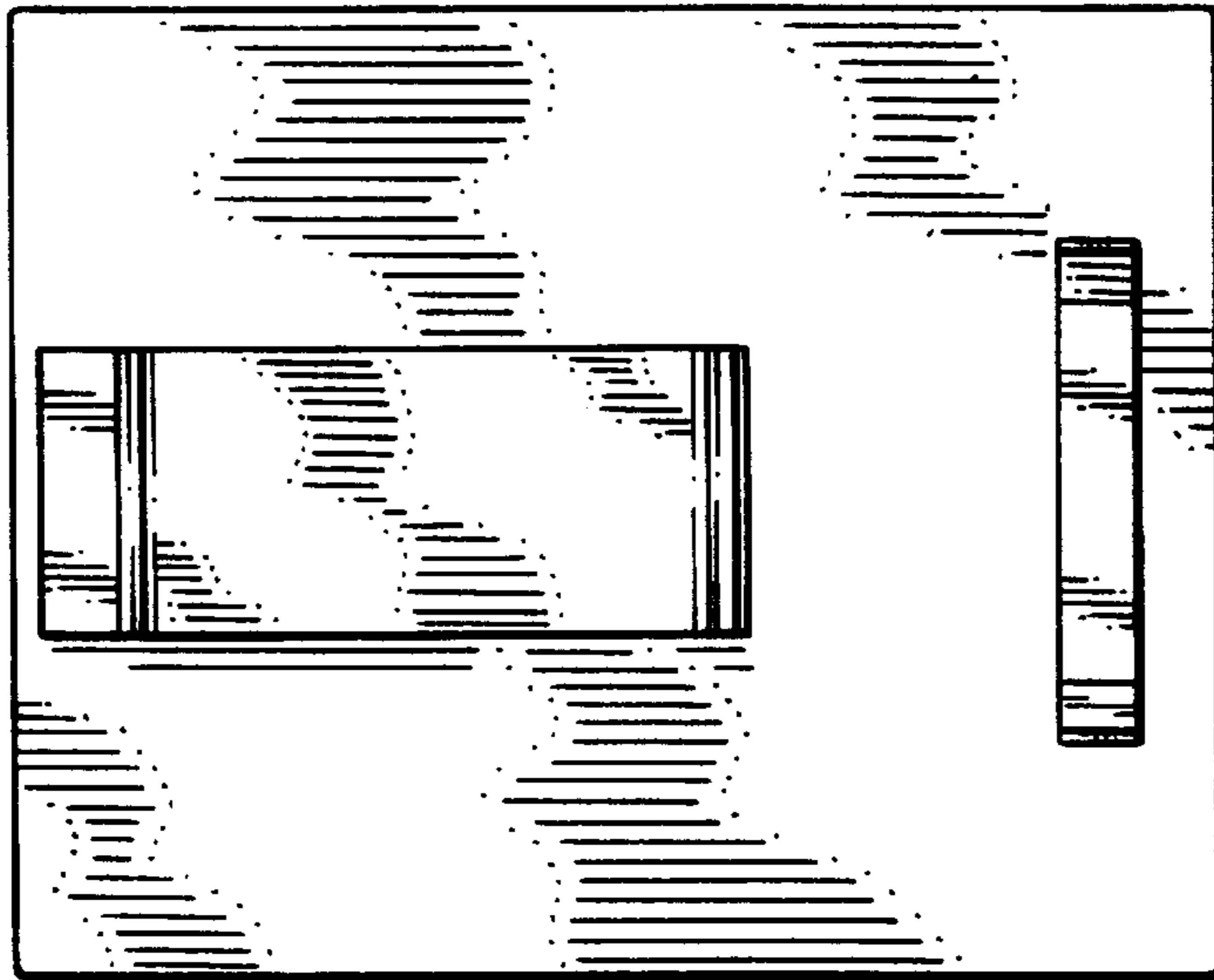


FIG. 4



FIG. 5



FIG. 6



FIG. 7