



US00D433648S

**United States Patent** [19]  
**Wong**

[11] **Patent Number: Des. 433,648**

[45] **Date of Patent: \*\* Nov. 14, 2000**

[54] **JEWELRY ARTICLE**

[75] Inventor: **Yuk Tsuen Benson Wong**, Kowloon,  
The Hong Kong Special Administrative  
Region of the People's Republic of  
China

[73] Assignee: **Belford Jewellery**, Kowloon, The Hong  
Kong Special Administrative Region of  
the People's Republic of China

[\*\*] Term: **14 Years**

[21] Appl. No.: **29/109,902**

[22] Filed: **Aug. 25, 1999**

[30] **Foreign Application Priority Data**

Mar. 31, 1999 [HK] The Hong Kong Special Administra-  
tive Region of the People's Republic  
of China ..... 9910375

[51] **LOC (7) Cl.** ..... **11-01**

[52] **U.S. Cl.** ..... **D11/81; D11/70; D11/108**

[58] **Field of Search** ..... **D11/1, 2, 40, 79,**  
**D11/81, 95-99, 108, 43, 48, 70; 63/1.11,**  
**12, 13, 14.1**

[56] **References Cited**

**U.S. PATENT DOCUMENTS**

D. 216,371	12/1969	Winchell	.....	D11/81
D. 249,134	8/1978	Barr	.....	D11/81
D. 283,411	4/1986	Wakefield	.....	D11/108
D. 394,226	5/1998	Bell	.....	D11/79
D. 401,885	12/1998	Goldstein et al.	.....	D11/81

*Primary Examiner*—Ralf Seifert  
*Attorney, Agent, or Firm*—Salter & Michaelson


[57] **CLAIM**

The ornamental design for a jewelry article, as shown.

**DESCRIPTION**

FIG. 1 is a front elevational view of a jewelry article showing my new design;  
FIG. 2 is a rear elevational view thereof;  
FIG. 3 is a left side elevational view thereof;  
FIG. 4 is a right side elevational view thereof;  
FIG. 5 is a bottom plan view thereof;  
FIG. 6 is a top plan view thereof; and,  
FIG. 7 is a perspective view thereof.

**1 Claim, 3 Drawing Sheets**






FIG. 1




FIG. 2

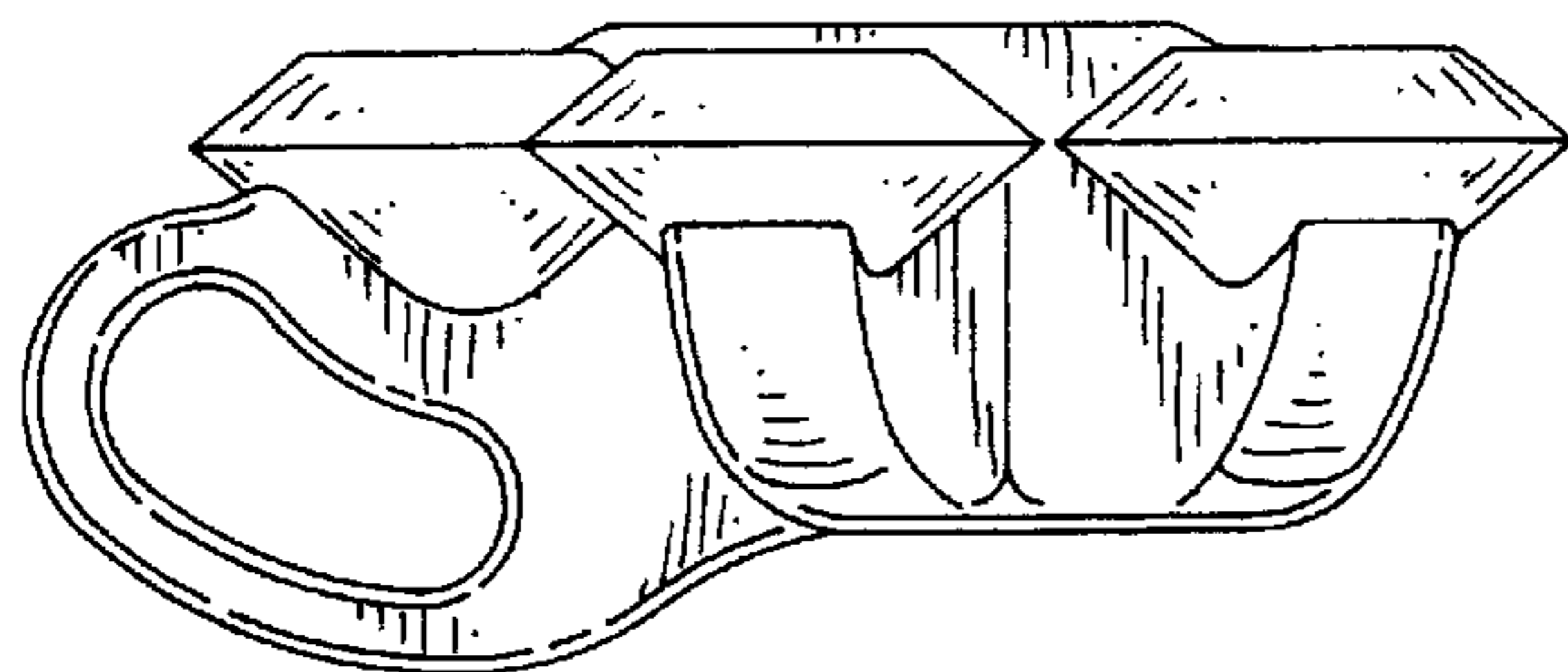


FIG. 3

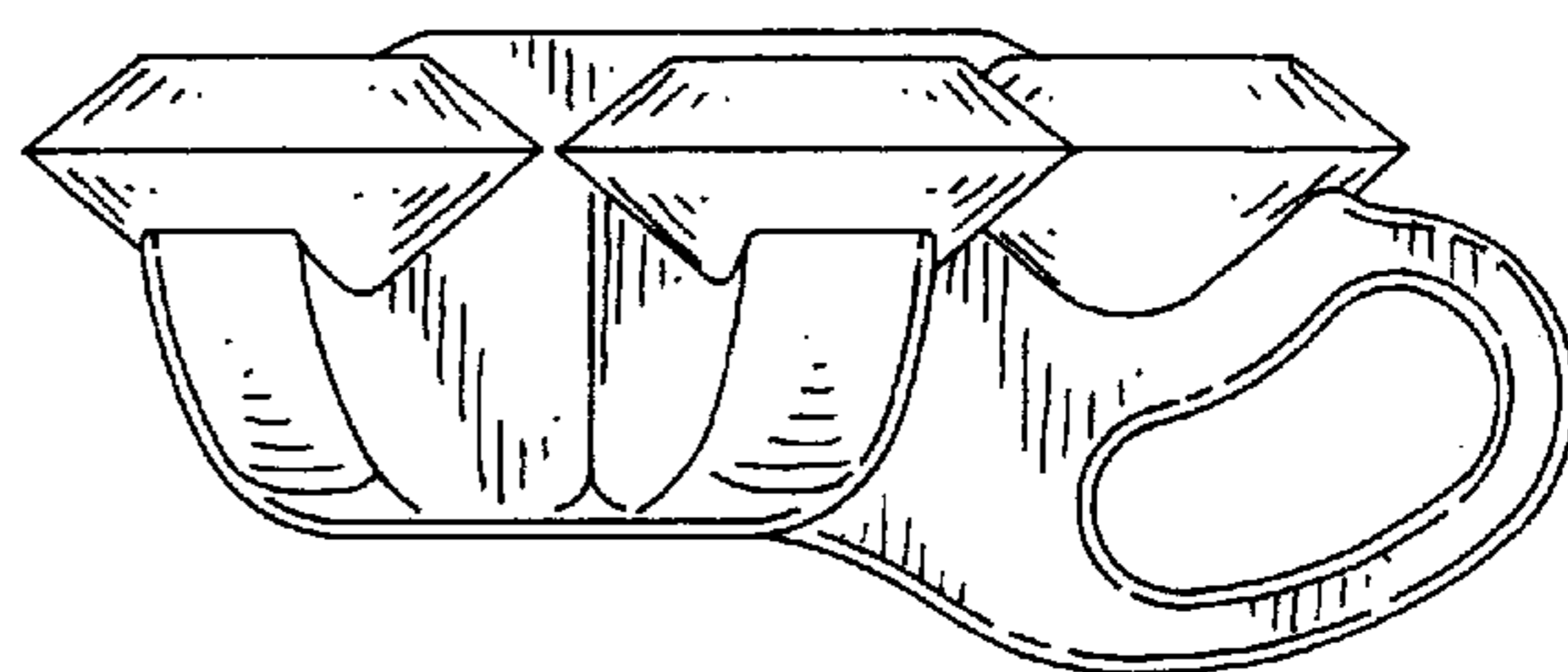


FIG. 4

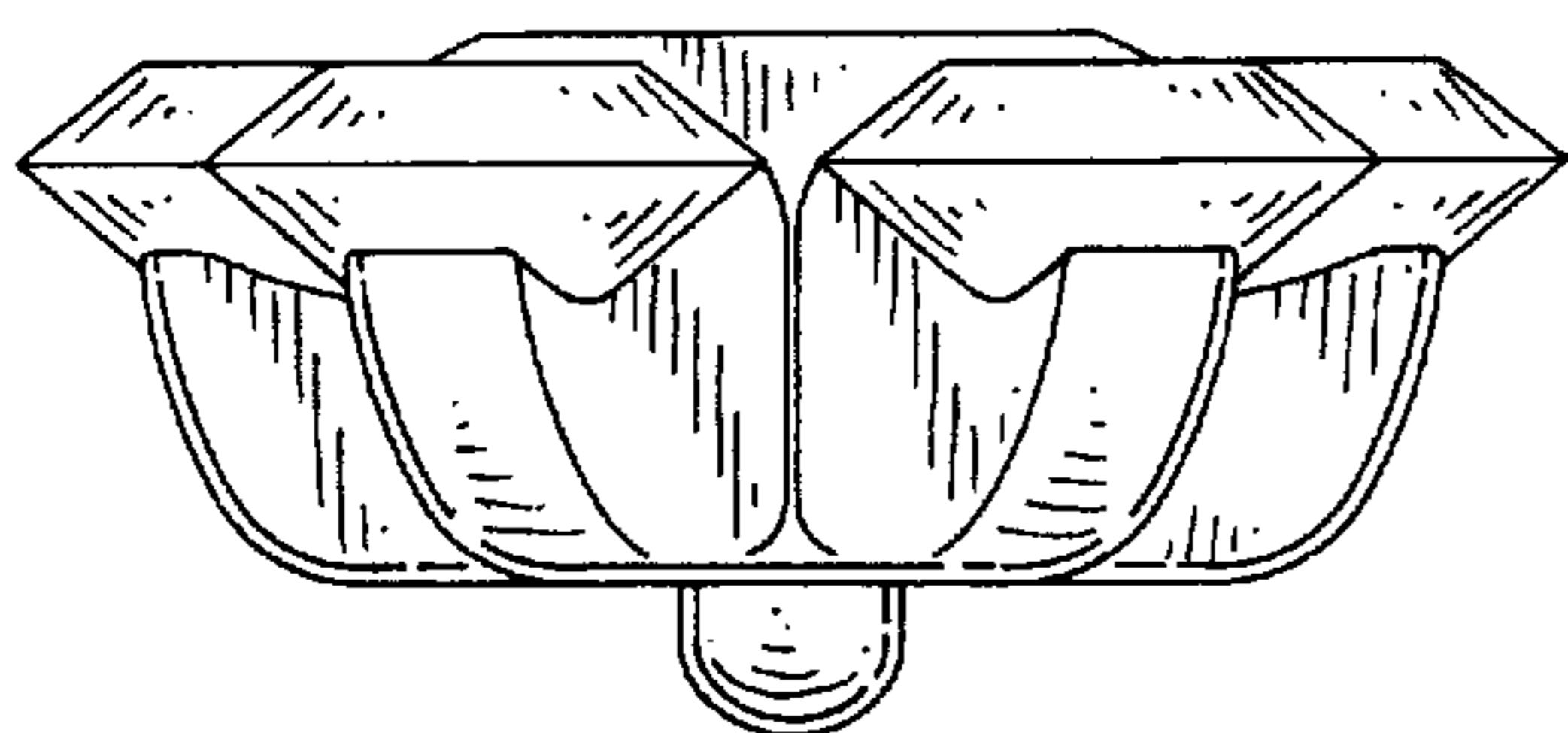


FIG. 5

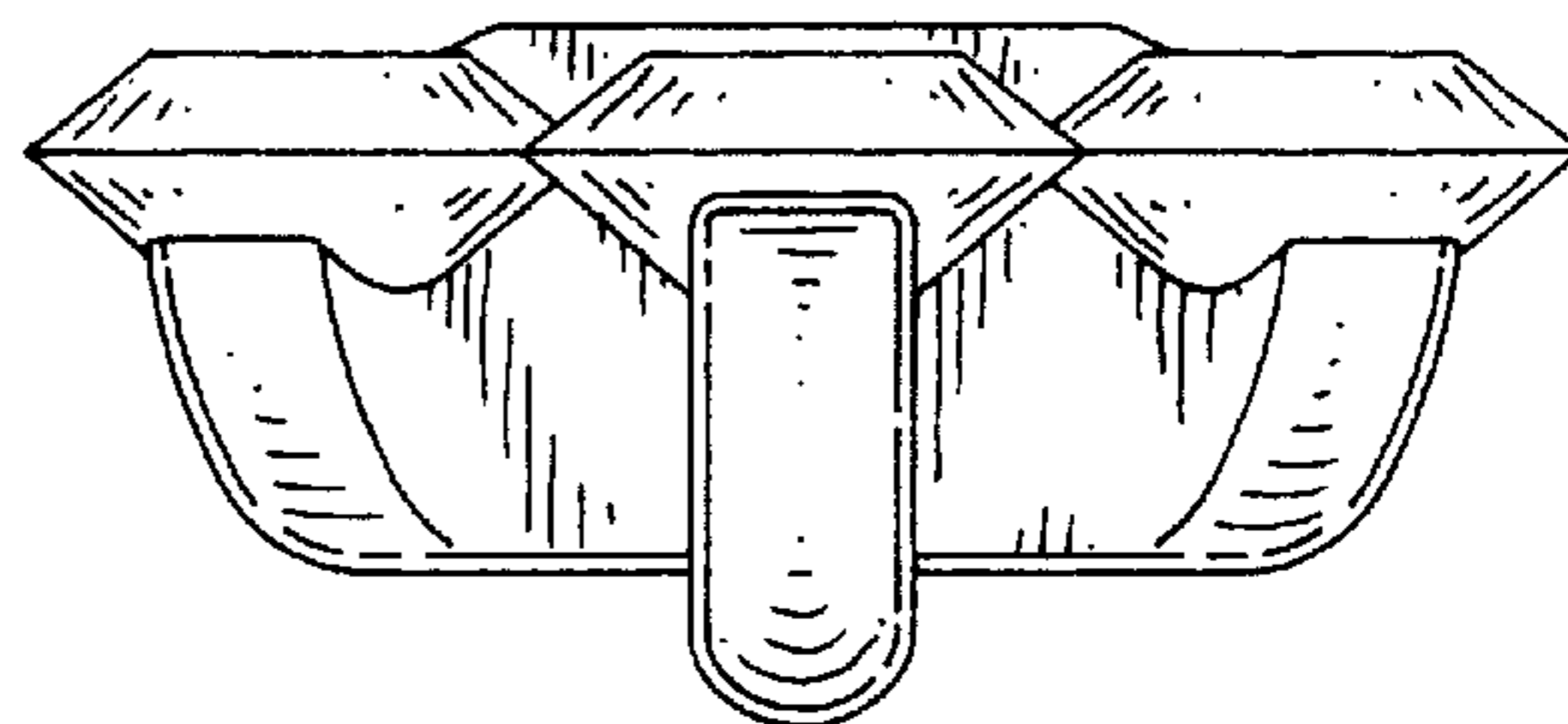


FIG. 6

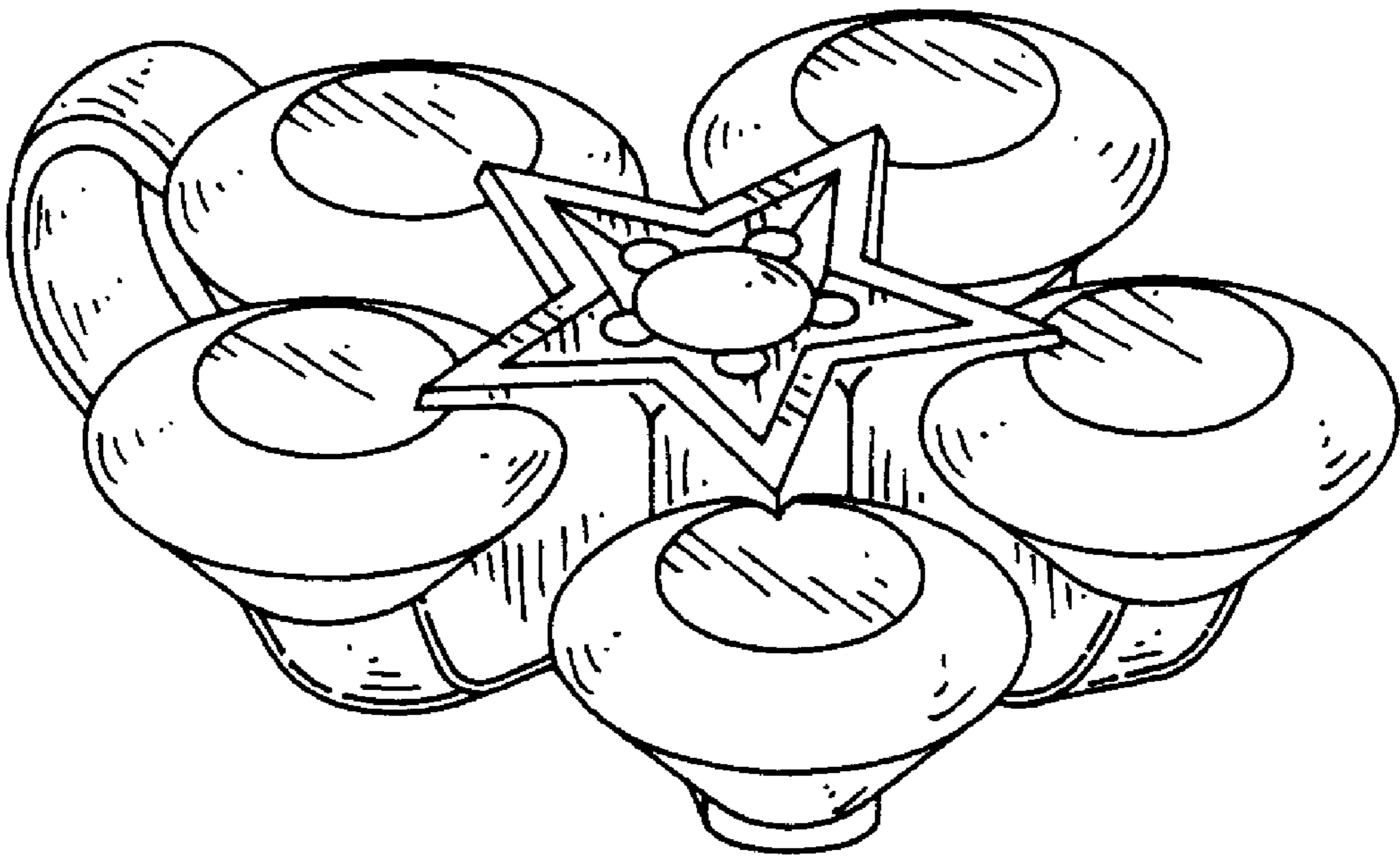


FIG. 7