



US00D433636S

United States Patent [19] Gonzalez C.

[11] Patent Number: **Des. 433,636**

[45] Date of Patent: **** Nov. 14, 2000**

[54] **BOTTLE**

[75] Inventor: **Jose de Jesus Gonzalez C., Jalisco, Mexico**

[73] Assignee: **Plasticos Iris Agua, Co. Loma Bonita, Mexico**

[*] Notice: This patent is subject to a terminal disclaimer.

[**] Term: **14 Years**

[21] Appl. No.: **29/106,120**

[22] Filed: **Jun. 9, 1999**

Related U.S. Application Data

[63] Continuation-in-part of application No. 29/077,623, Oct. 7, 1997, Pat. No. Des. 419,885.

[51] **LOC (7) Cl.** **09-03**

[52] **U.S. Cl.** **D9/531**

[58] **Field of Search** D9/500, 502-503, D9/507-508, 510, 516, 520, 522, 527-528, 530-531, 533, 546, 551, 557, 559, 564, 569, 572-573; 215/370-375, 382-385, 396, 398; 220/771-772

[56] References Cited

U.S. PATENT DOCUMENTS

- D. 194,068 11/1962 Pettingill D9/554
- D. 235,624 7/1975 Templin D9/502
- D. 243,928 4/1977 Frahm et al. D9/502

- D. 270,136 8/1983 Cox D9/554
- D. 326,051 5/1992 Frahm D9/502
- D. 326,608 6/1992 Frahm D9/502
- D. 326,609 6/1992 Stenger D9/557
- D. 333,098 2/1993 Hestehave et al. D9/531
- D. 334,345 3/1993 Wright D9/557
- D. 339,067 9/1993 Rokus D9/531
- D. 355,367 2/1995 Rokus D9/531
- D. 360,830 8/1995 Hestehave et al. D9/520
- D. 361,039 8/1995 Rokus D9/531
- D. 361,720 8/1995 Rokus et al. D9/520
- D. 365,757 1/1996 Stenger D9/502
- D. 401,859 12/1998 Rokus D9/551
- D. 404,649 1/1999 Meisner et al. D9/557
- D. 411,802 7/1999 Hestehave et al. D9/554
- 4,143,784 3/1979 Frahm et al. 215/382
- 5,133,469 7/1992 Mehta et al. 215/383
- 5,148,930 9/1992 Ota et al. 215/370

Primary Examiner—Ted Shooman

Assistant Examiner—Carol Rademaker

Attorney, Agent, or Firm—Nath & Associates; Gary M. Nath; Harold L. Novick

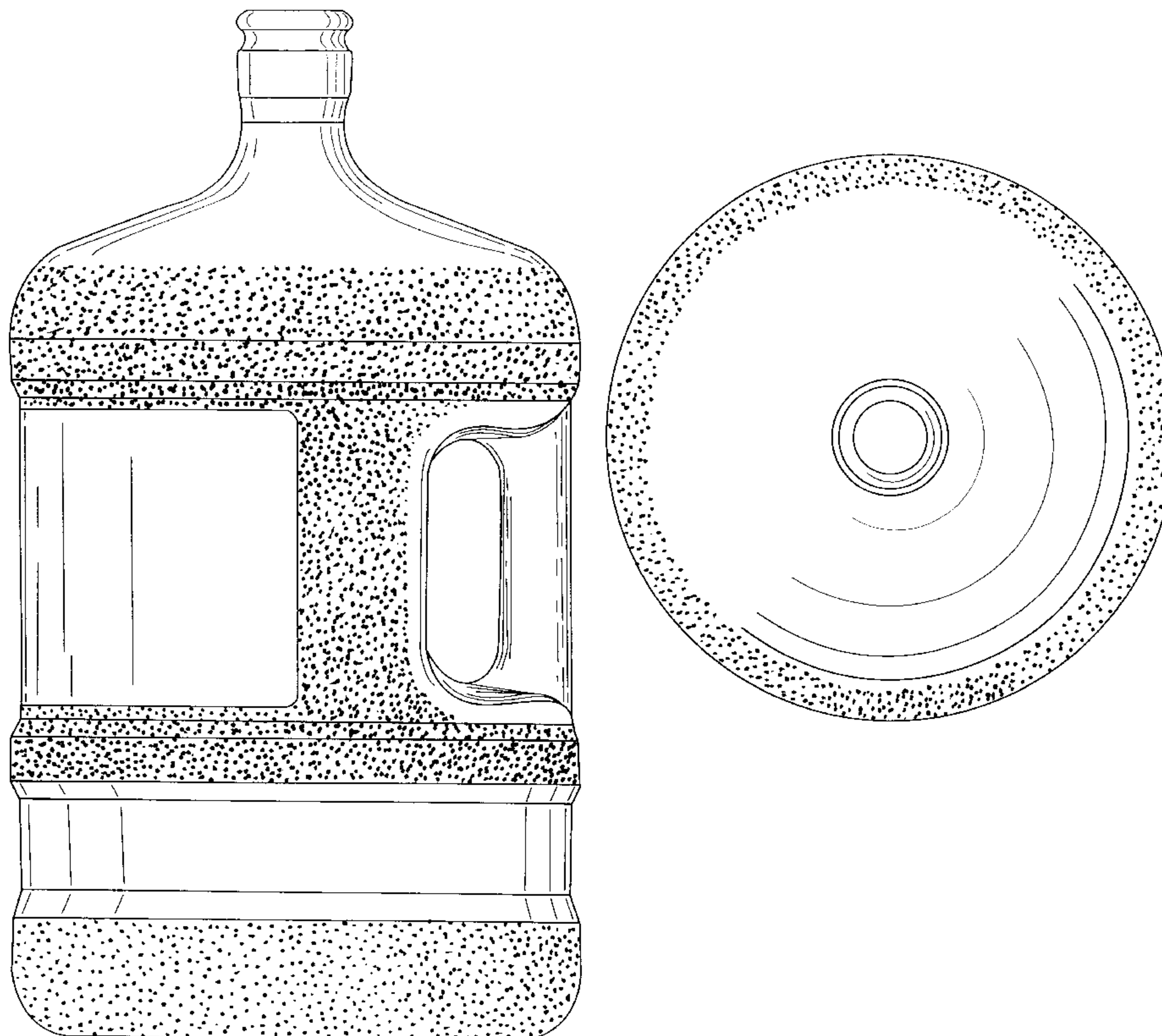
[57] CLAIM

The ornamental design for a bottle, as shown and described.

DESCRIPTION

FIG. 1 is a side elevational view of the bottle, the opposite side being a mirror image;
 FIG. 2 is a rear elevational view thereof;
 FIG. 3 is a top plan view thereof; and,
 FIG. 4 is a bottom plan view thereof.

1 Claim, 4 Drawing Sheets



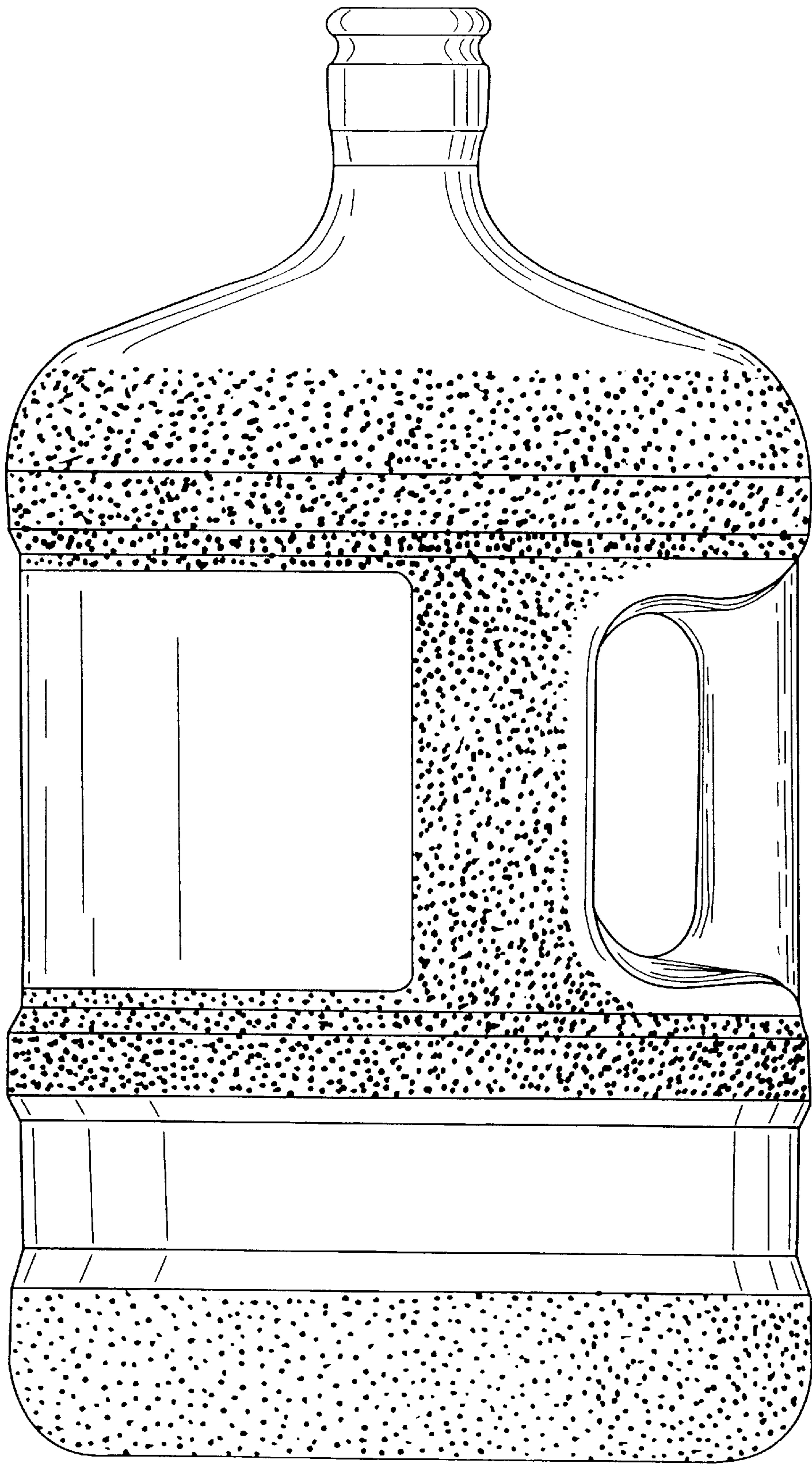


FIG. 1

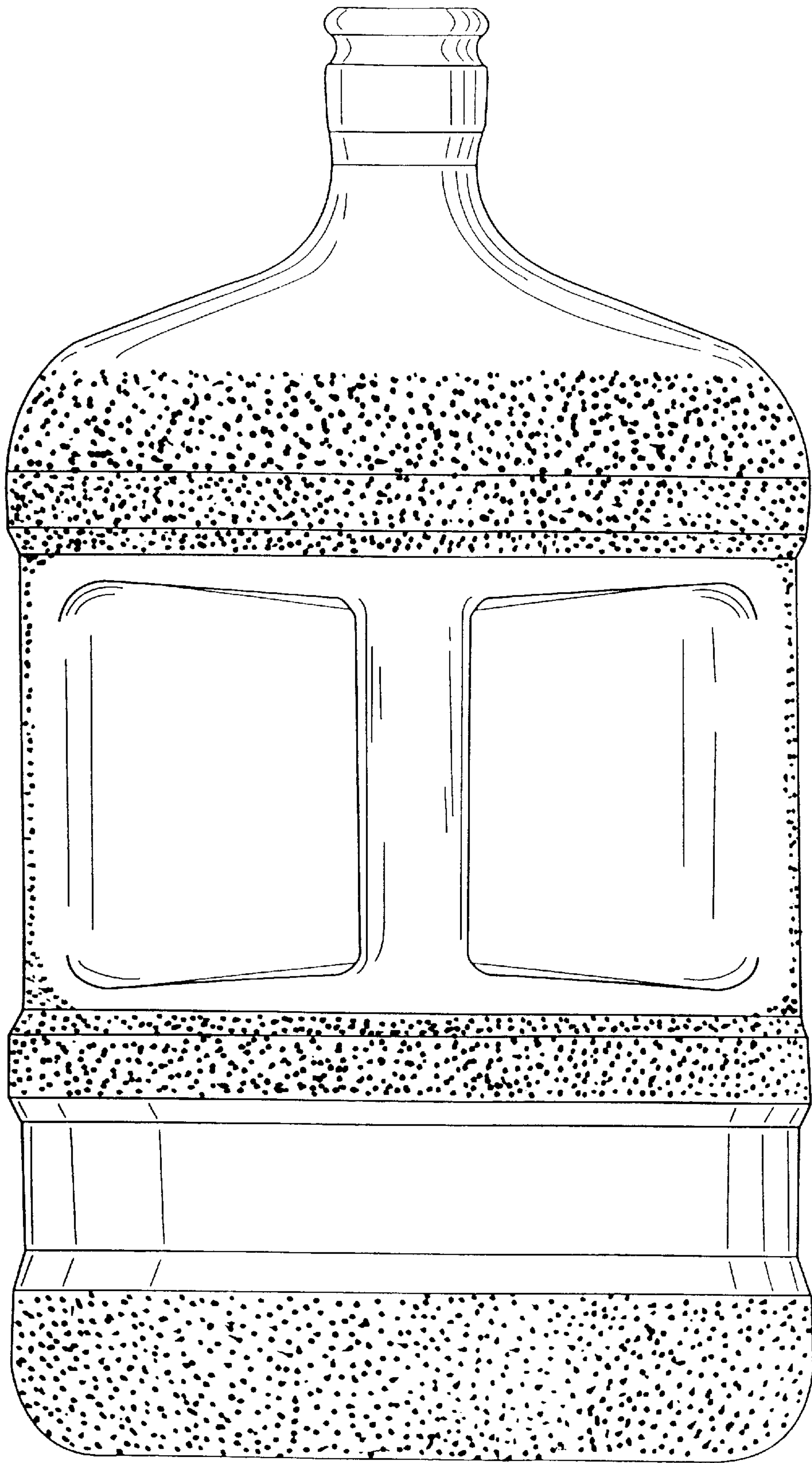


FIG. 2

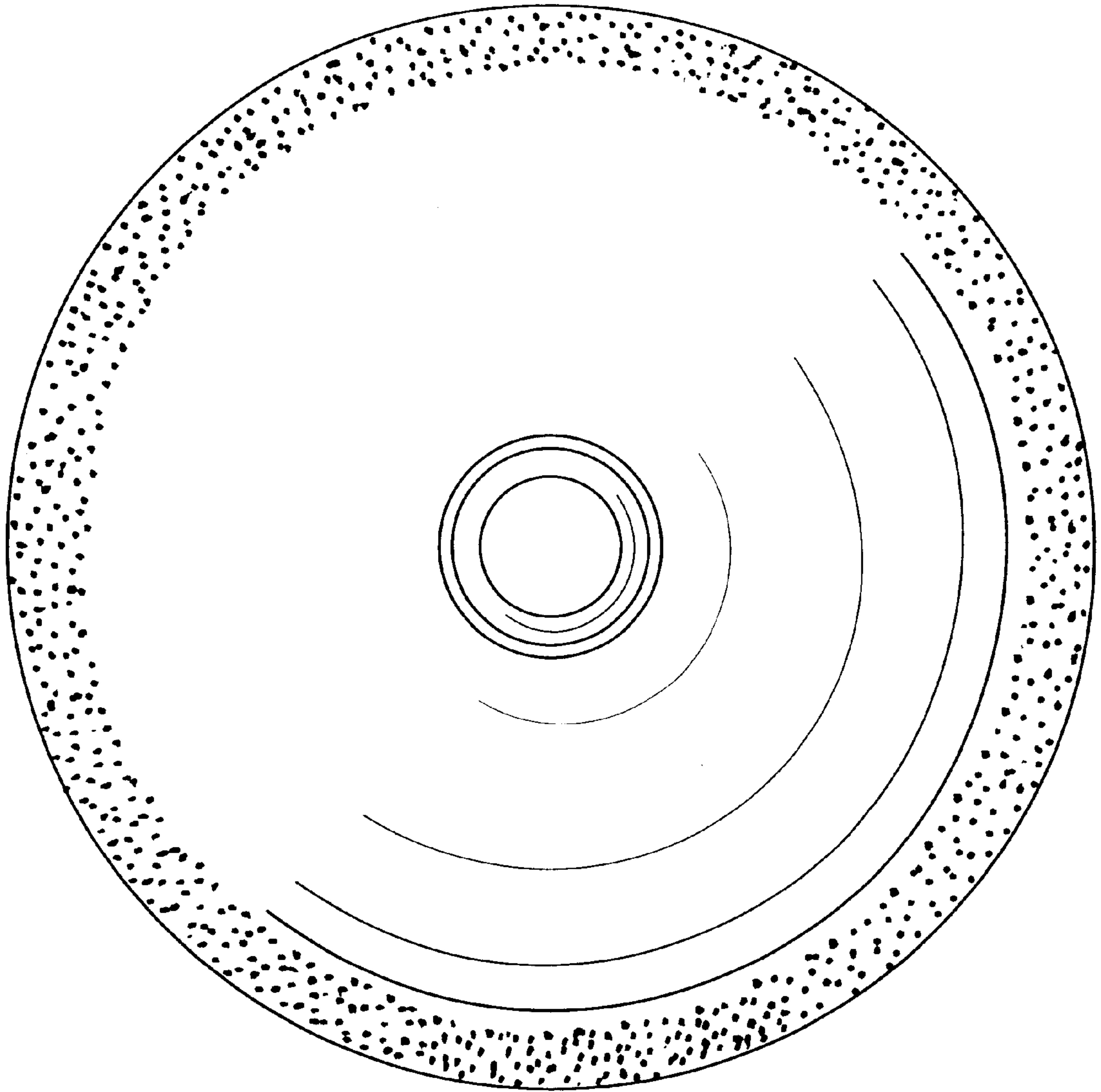


FIG. 3

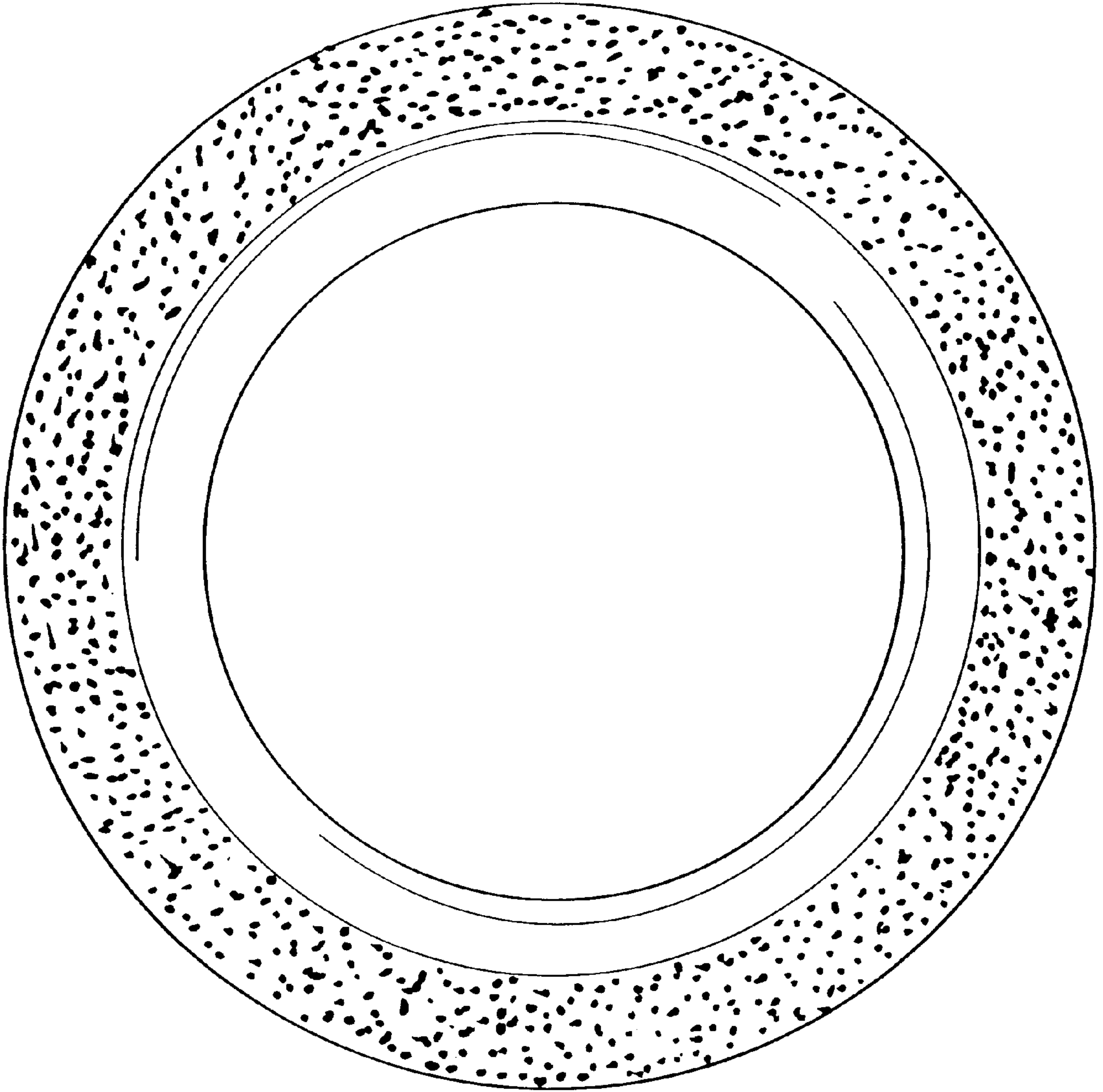


FIG. 4