



US00D433598S

United States Patent [19]

Naft et al.

[11] Patent Number: **Des. 433,598**

[45] Date of Patent: **** Nov. 14, 2000**

[54] **BLENDER JAR**

[75] Inventors: **Stuart Naft**, Fairfield; **Joseph Toro**, Stratford; **Glen Nielsen**, Kent, all of Conn.

[73] Assignee: **HP Intellectual Corp.**, Wilmington, Del.

[**] Term: **14 Years**

[21] Appl. No.: **29/117,226**

[22] Filed: **Jan. 19, 2000**

[51] **LOC (7) Cl.** **31-00**

[52] **U.S. Cl.** **D7/413**

[58] **Field of Search** **D7/376-385, 536, D7/413; 366/129, 197, 205**

- D. 390,416 2/1998 Hippen et al. .
- D. 394,986 6/1998 Lallemand .
- D. 396,990 8/1998 Leverrier .
- D. 400,757 11/1998 Hippen et al. .
- D. 403,202 12/1998 Cousins .
- D. 404,247 1/1999 Spagnolo .
- D. 404,606 1/1999 Huang .
- D. 409,446 5/1999 St. John et al. .
- D. 412,809 8/1999 Toro et al. .
- D. 415,384 10/1999 Littmann .
- D. 417,581 12/1999 Barthelemy et al. D7/378
- 2,940,738 6/1960 Posener et al. .

Primary Examiner—Caron D. Veynar
Attorney, Agent, or Firm—Barry E. Deutsch

[57] CLAIM

The ornamental design for a blender jar, as shown and described.

DESCRIPTION

FIG. 1 is a perspective view, taken from the front, top, and right side, illustrating our new design for a blender jar; FIG. 2 is a top plan view thereof; FIG. 3 is a right side elevation view thereof; FIG. 4 is a front elevation view thereof; FIG. 5 is a rear elevation view thereof; FIG. 6 is a left side elevation view thereof; and, FIG. 7 is a bottom plan view thereof.

1 Claim, 4 Drawing Sheets

[56] References Cited

U.S. PATENT DOCUMENTS

- D. 204,117 3/1966 Di Sesa .
- D. 220,416 4/1971 Folden .
- D. 339,715 9/1993 Barrault .
- D. 347,144 5/1994 Brady .
- D. 349,423 8/1994 Burgel .
- D. 373,504 9/1996 Leverrier .
- D. 386,357 11/1997 Davidson .
- D. 387,948 12/1997 Leverrier .

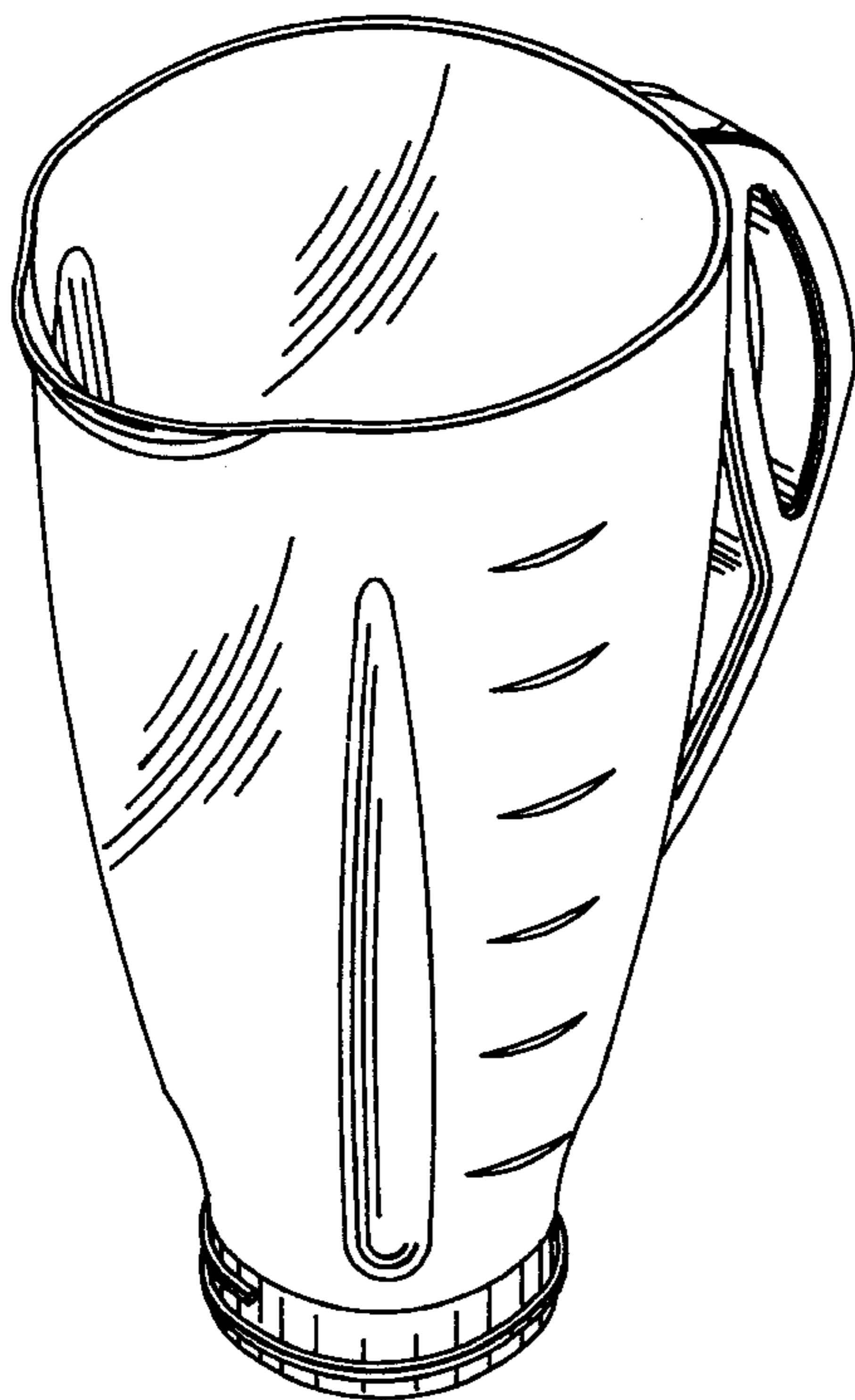


FIG. 1

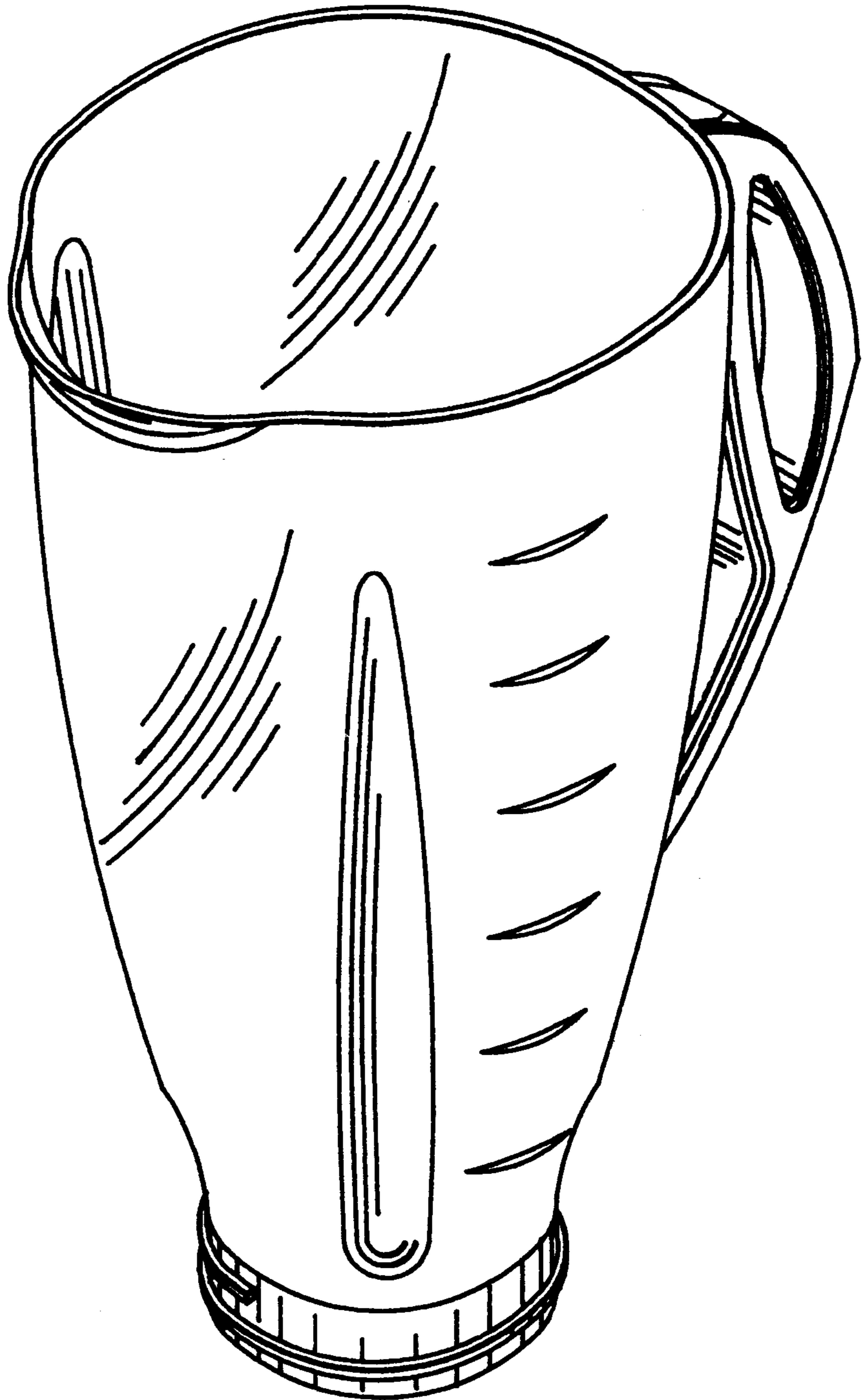


FIG. 2

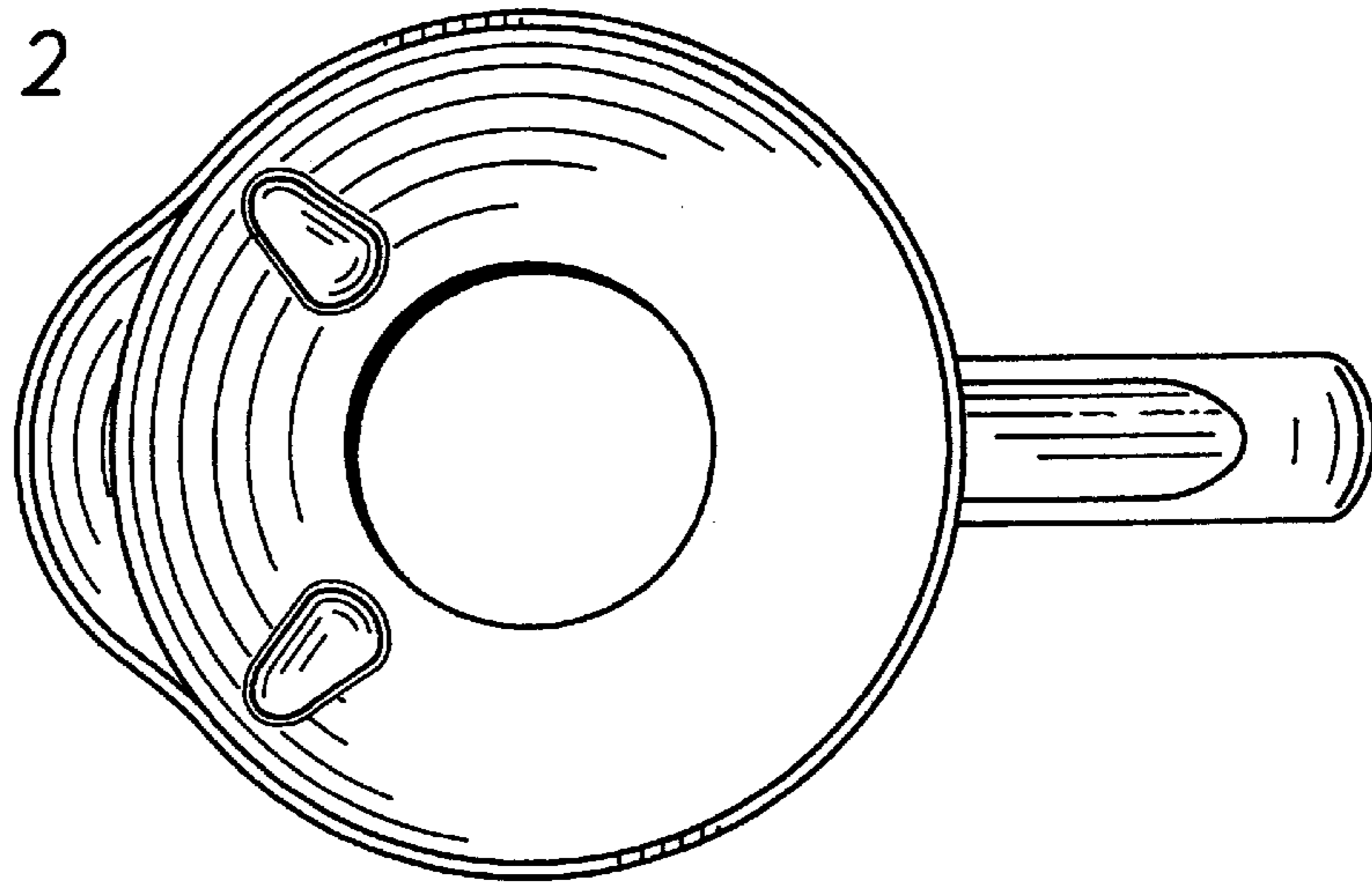


FIG. 3




FIG. 5

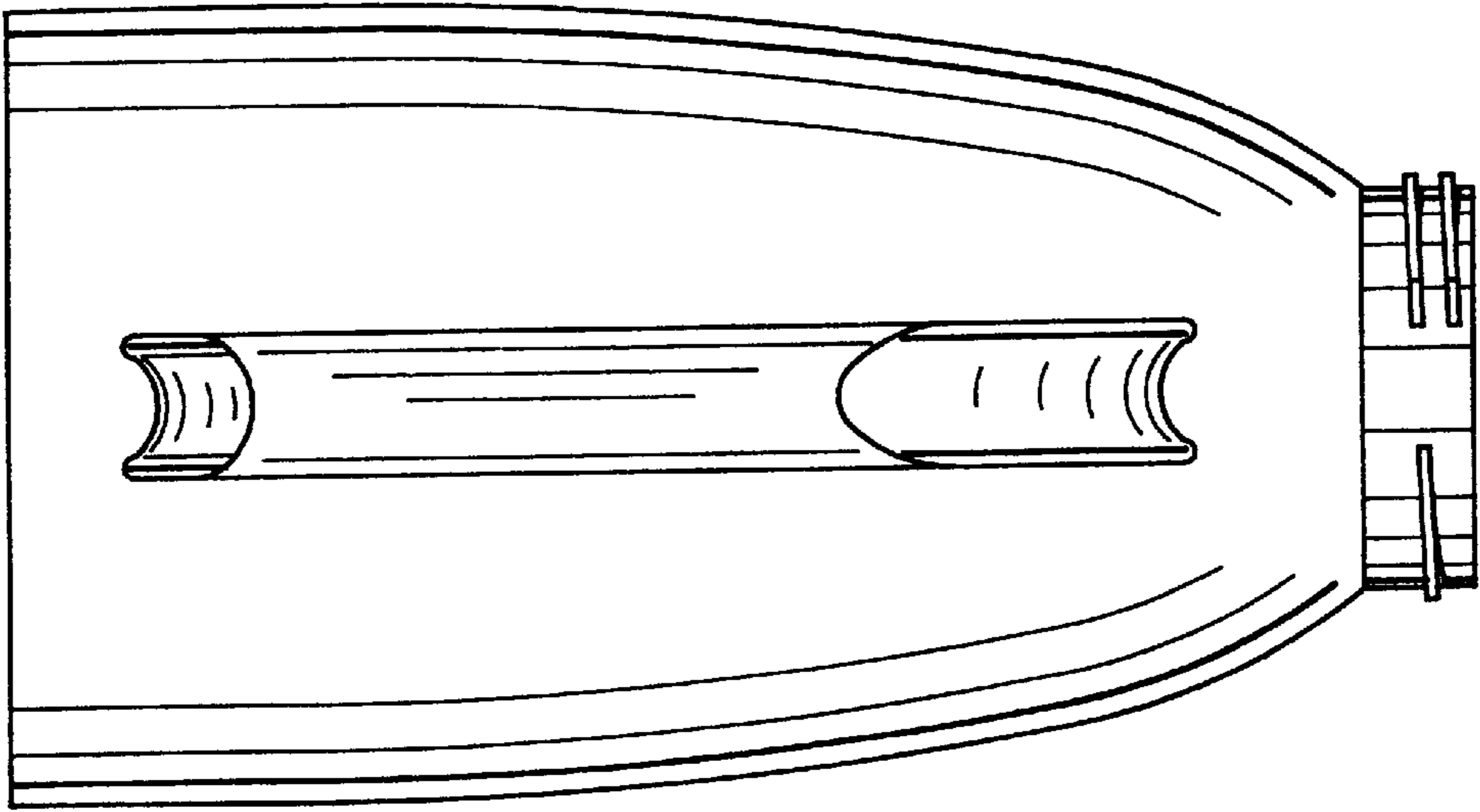


FIG. 4

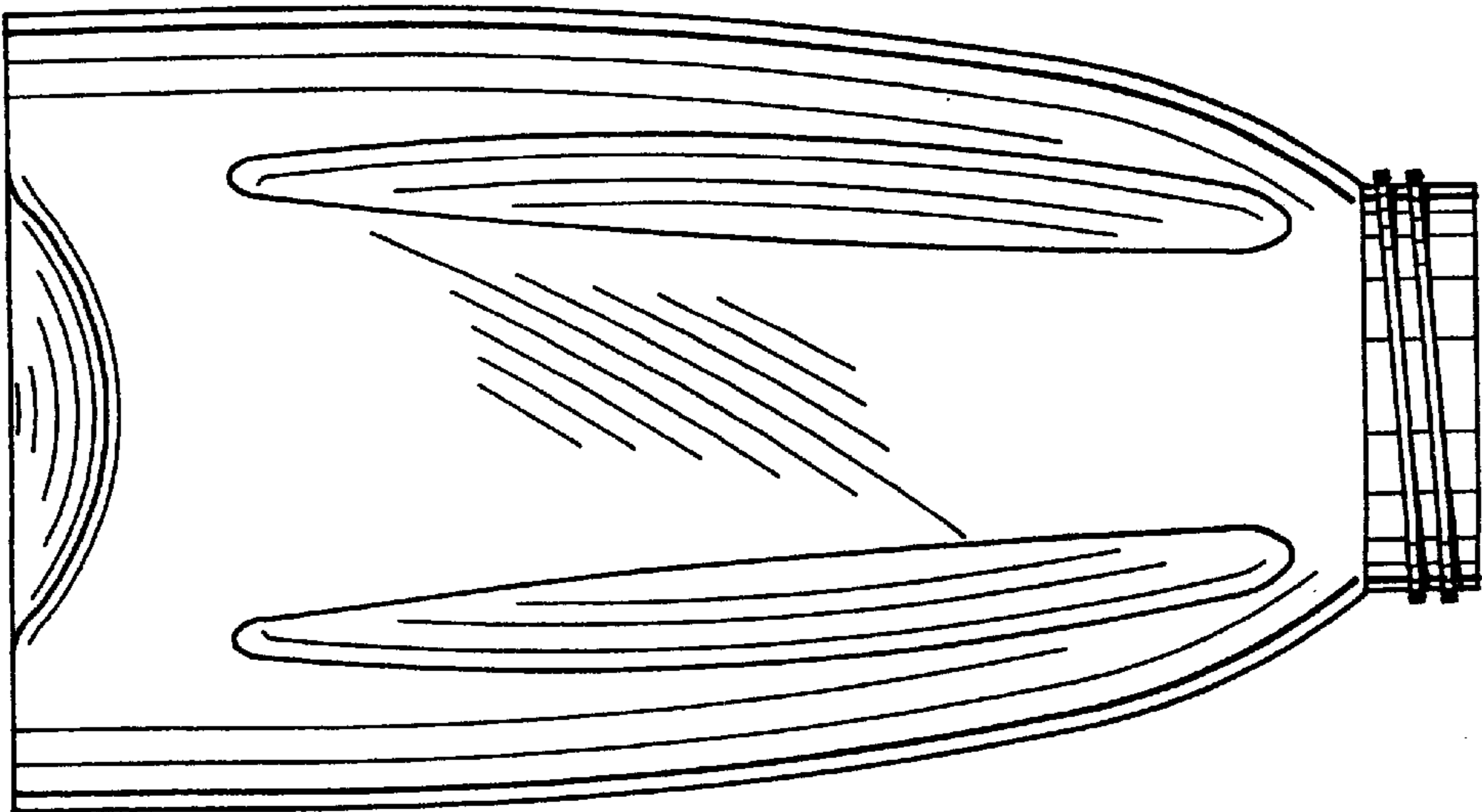


FIG. 6




FIG. 7

