



US00D433582S

United States Patent [19]

Winter et al.

[11] Patent Number: **Des. 433,582**

[45] Date of Patent: **** *Nov. 14, 2000**

[54] **SPACESAVER CABINET**

D. 397,505 8/1998 McDiarmid D6/436 X

[75] Inventors: **Paul H. Winter**, Wilmington, Del.;
David Walker, Chester, Pa.

[73] Assignee: **Zenith Products Corp.**, New Castle,
Del.

[*] Notice: This patent is subject to a terminal disclaimer.

[**] Term: **14 Years**

[21] Appl. No.: **29/109,407**

[22] Filed: **Aug. 13, 1999**

[51] **LOC (7) Cl.** **06-04**

[52] **U.S. Cl.** **D6/436**

[58] **Field of Search** D6/436-439, 559,
D6/561; 312/245

[56] **References Cited**

U.S. PATENT DOCUMENTS

D. 271,828 12/1983 Wolf et al. D6/436

OTHER PUBLICATIONS

Space Saver (J), JC Penney Catalog, p. 1093, 1997.
Space Saver, (4), JC Penney Catalog, p. 1102, 1997.
Space Saver, (10), JC Penney Catalog, p. 1103, 1997.

Primary Examiner—Cathron B. Matta
Attorney, Agent, or Firm—Edgar A. Zarins; Lloyd D. Doigan

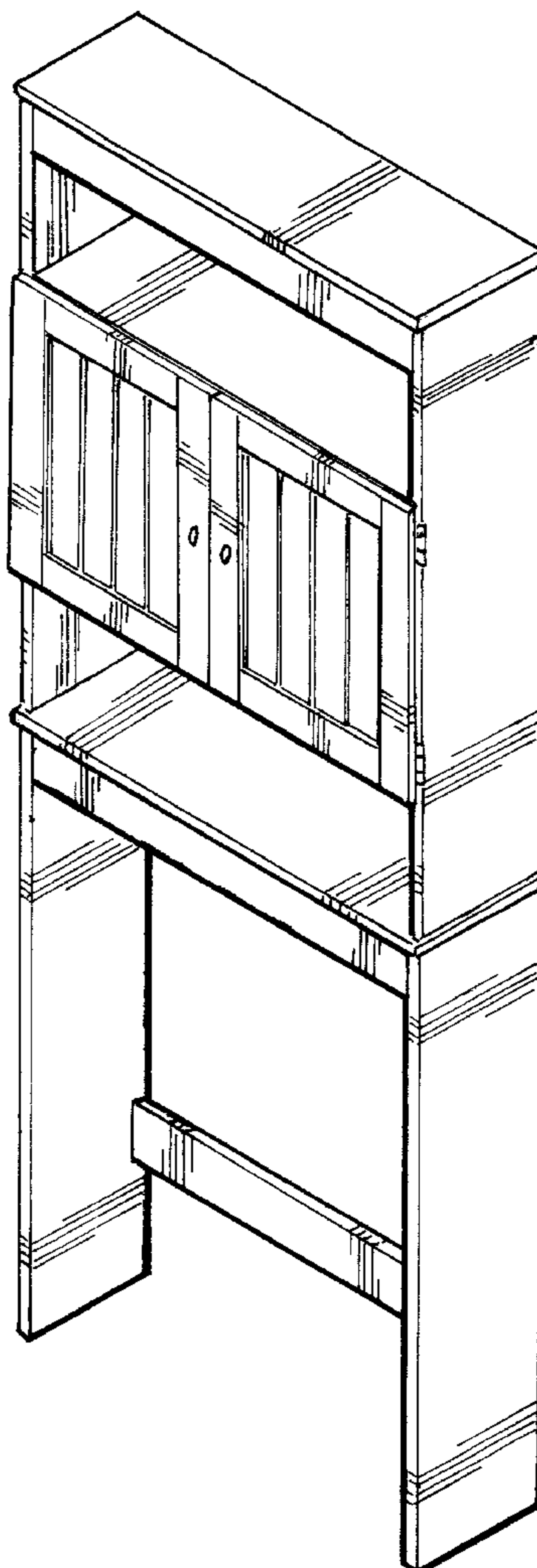
[57] **CLAIM**

The ornamental design for a spacesaver cabinet, as shown and described.

DESCRIPTION

FIG. 1 is a perspective view of a spacesaver cabinet showing our new design;
FIG. 2 is a front elevational view thereof;
FIG. 3 is a top plan view thereof;
FIG. 4 is a left side view thereof, the opposite side being a mirror image of the side shown; and,
FIG. 5 is a rear elevational view thereof.

1 Claim, 2 Drawing Sheets






Fig-1

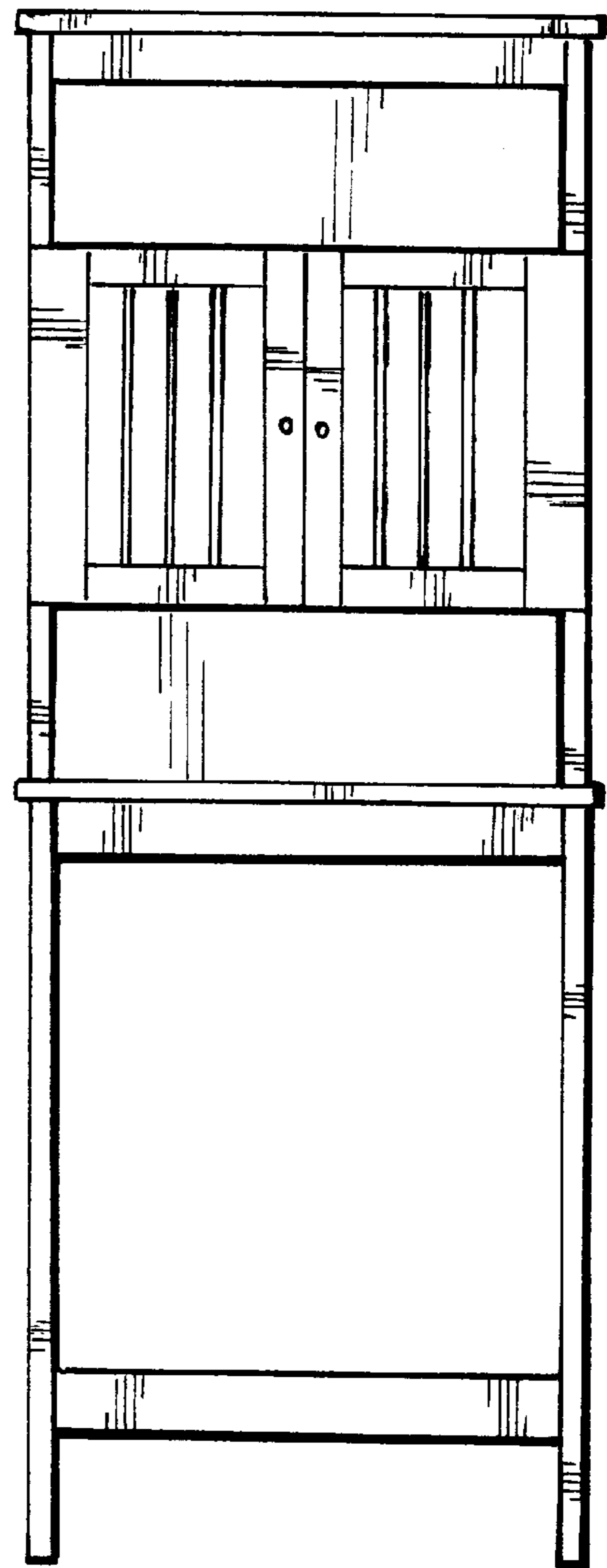


Fig-2




Fig-3

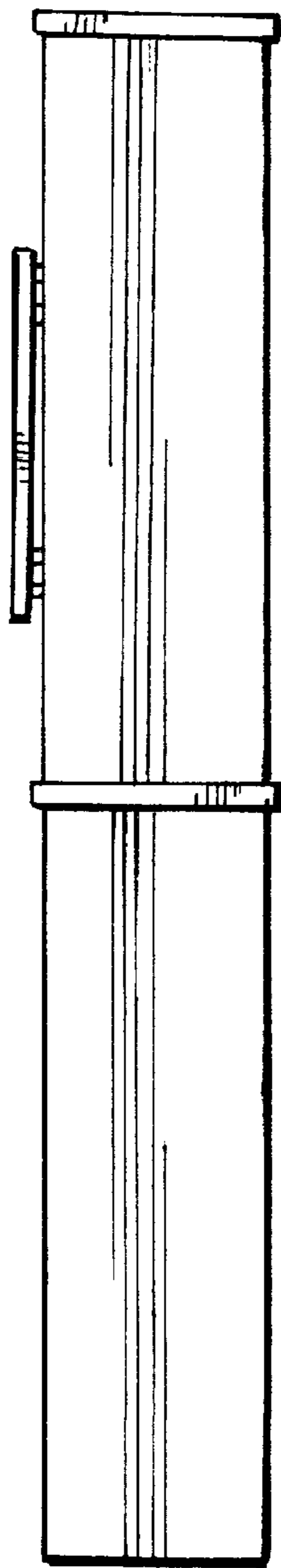


Fig-4

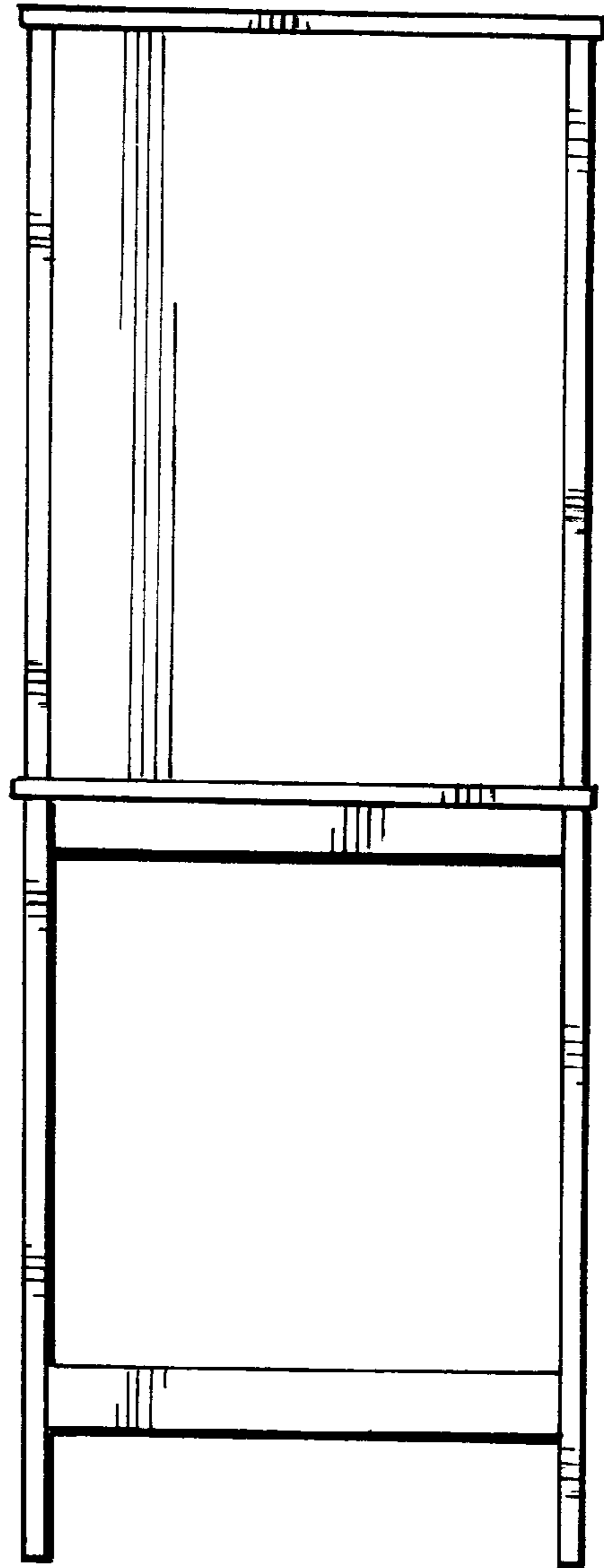


Fig-5