



US00D433581S

**United States Patent** [19]  
**Miller**

[11] **Patent Number: Des. 433,581**

[45] **Date of Patent: \*\* Nov. 14, 2000**

[54] **MUSIC STAND**

[75] Inventor: **James R. Miller**, Yakima, Wash.

[73] Assignee: **Manhasset Specialty Co.**, Yakima, Wash.

[\*\*] Term: **14 Years**

[21] Appl. No.: **29/118,259**

[22] Filed: **Jan. 31, 2000**

**Related U.S. Application Data**

[63] Continuation of application No. 09/060,511, Apr. 14, 1998, abandoned.

[51] **LOC (7) Cl.** ..... **06-06**

[52] **U.S. Cl.** ..... **D6/419; D6/496; D6/498; D6/499**

[58] **Field of Search** ..... **D6/419, 420, 495, D6/496, 498, 499; 248/441.1, 454, 456, 447, 460, 463**

[56] **References Cited**

**U.S. PATENT DOCUMENTS**

D. 189,753	2/1961	Clark .....	D6/499
D. 314,873	2/1991	Wenger et al. ....	D6/419
5,356,109	10/1994	Biasini .....	248/448
5,636,824	6/1997	Biasini et al. ....	248/441.1

*Primary Examiner*—Janice E. Seeger

*Attorney, Agent, or Firm*—Stratton Ballew PLLC

[57] **CLAIM**

The ornamental design for a music stand, as shown and described.

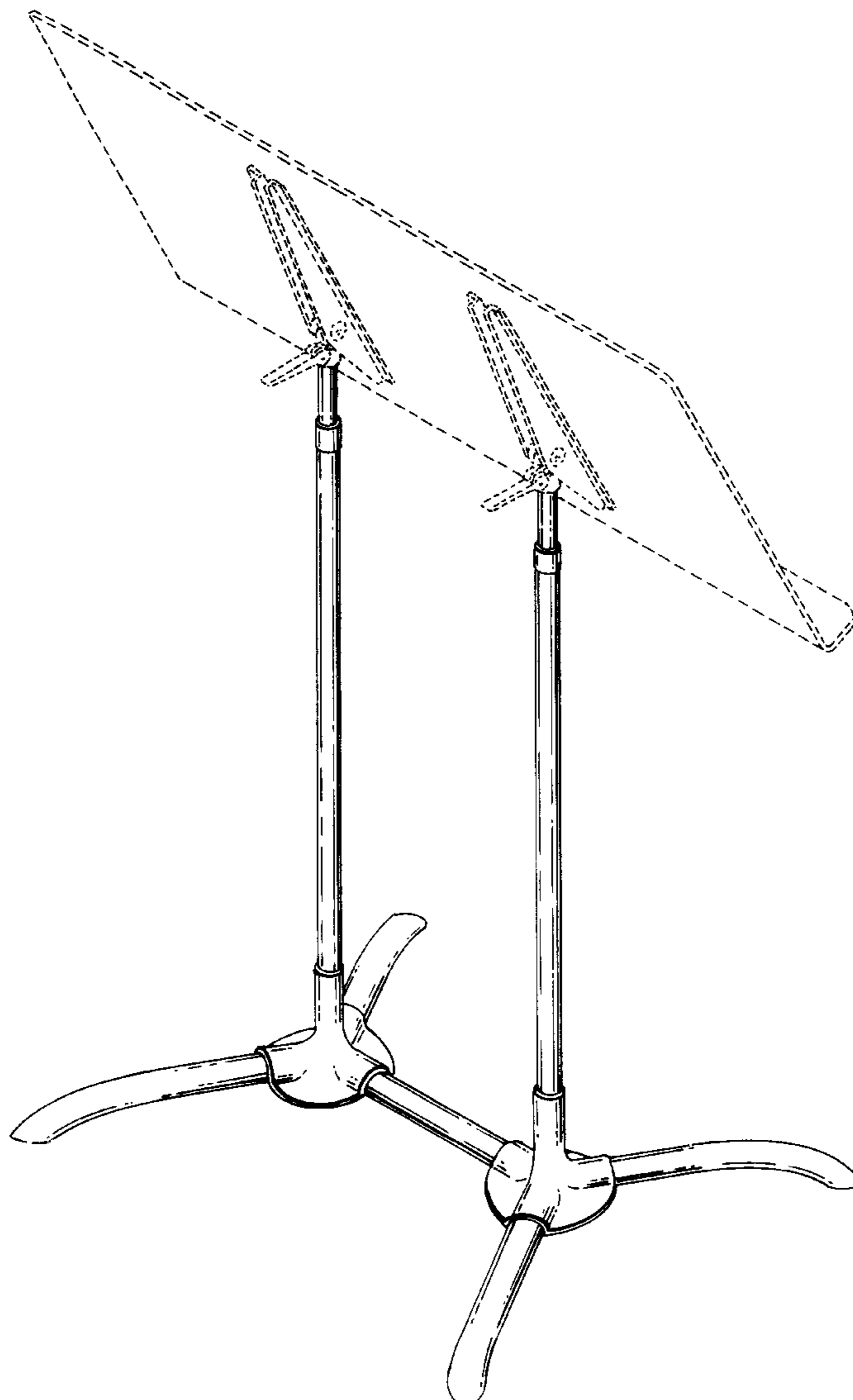
**DESCRIPTION**

FIG. 1 is a perspective view of a music stand, showing my new design; and,

FIG. 2 is a rear perspective view thereof.

The broken lines are for environmental purposes only and form no part of the claimed design.

**1 Claim, 2 Drawing Sheets**



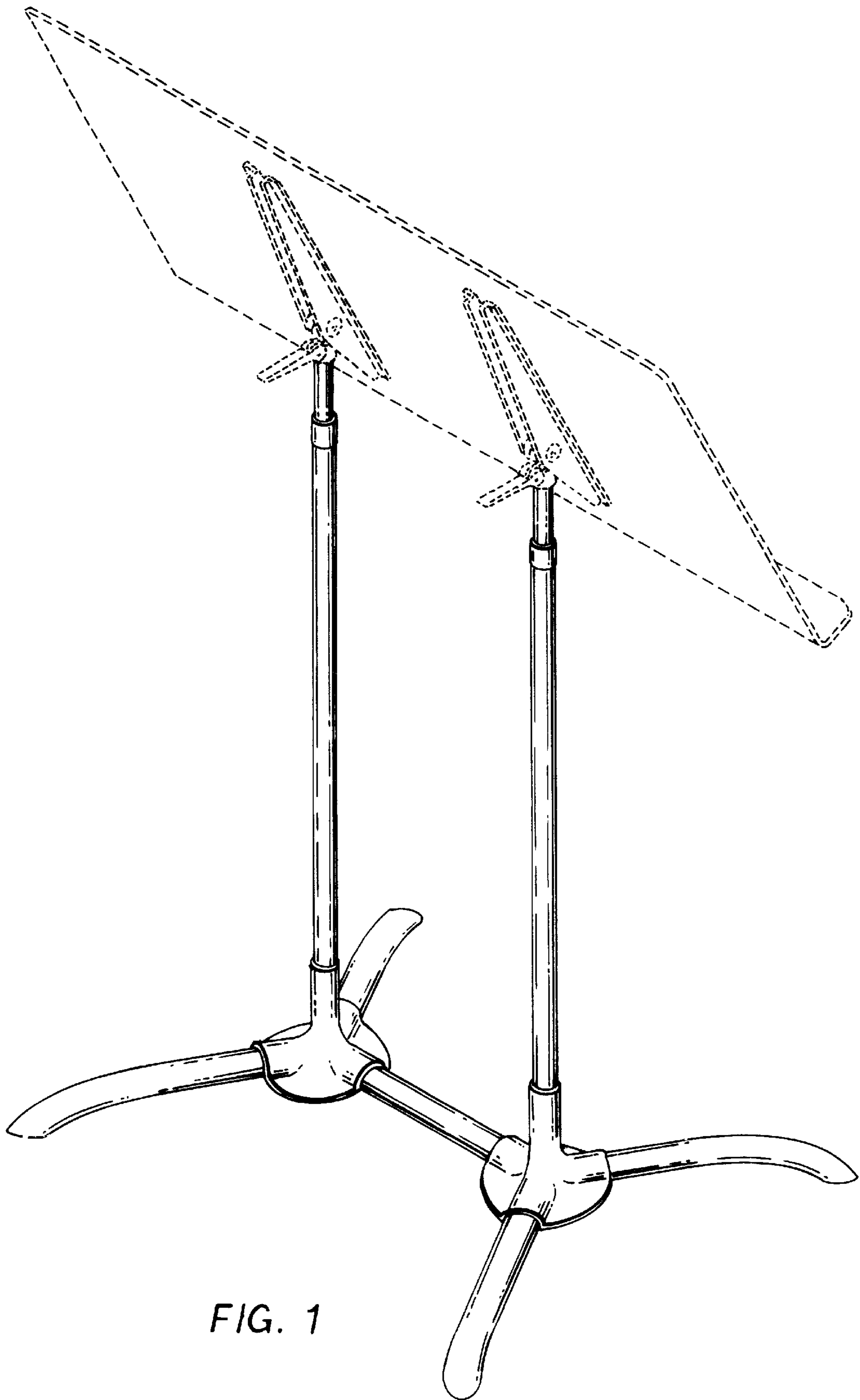


FIG. 1

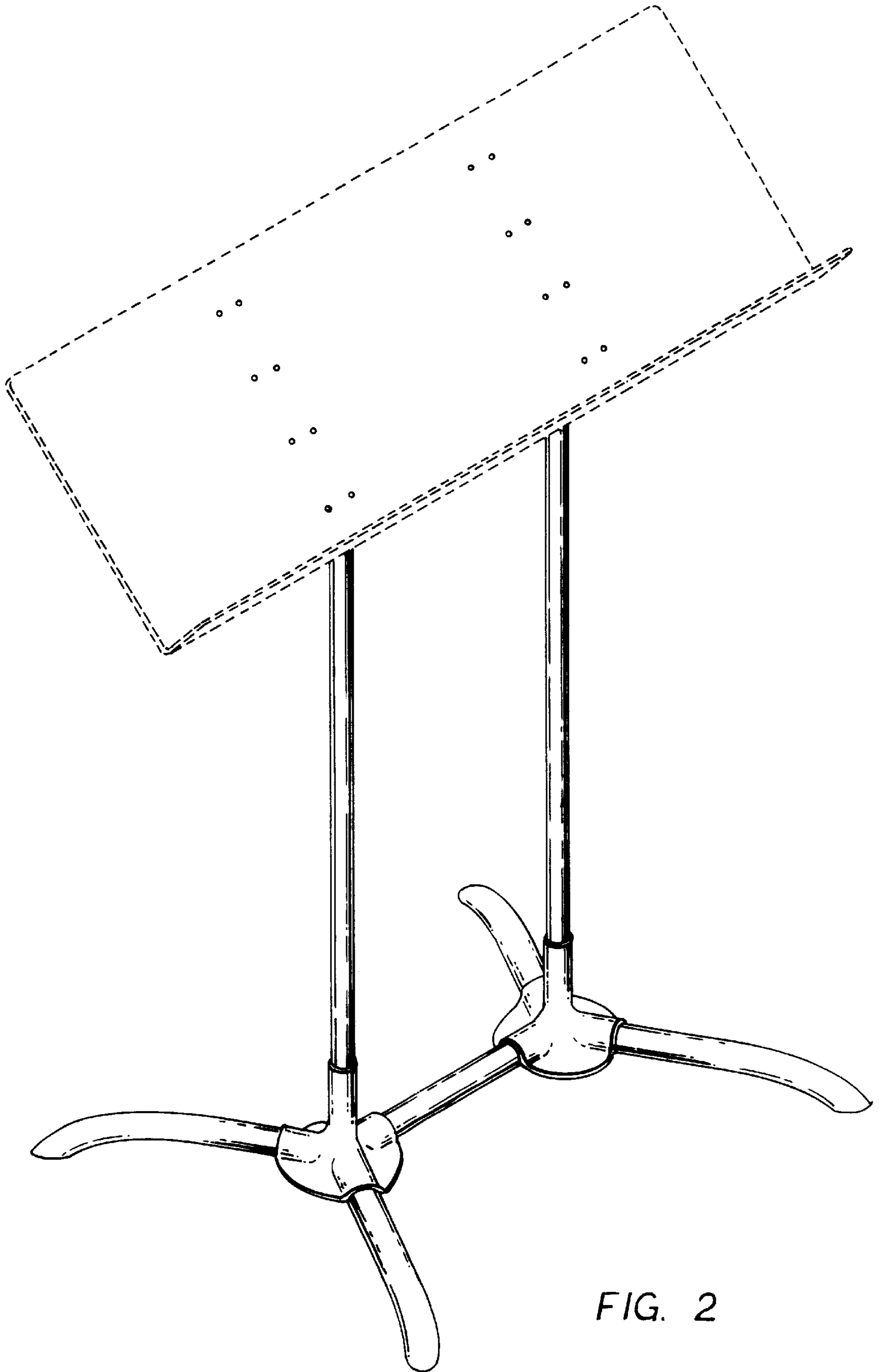


FIG. 2