



US00D433580S

United States Patent [19]

[11] Patent Number: **Des. 433,580**

Jarke et al.

[45] Date of Patent: **** Nov. 14, 2000**

[54] **ACTIVITY SURFACE AND REST APPARATUS**

[76] Inventors: **Joseph M. Jarke; Jan T. Jarke**, both of 6108 Dedham La., Austin, Tex. 78739-1536

[**] Term: **14 Years**

[21] Appl. No.: **29/104,981**

[22] Filed: **May 14, 1999**

Related U.S. Application Data

[63] Continuation-in-part of application No. 29/077,485, Oct. 1, 1997, Pat. No. Des. 413,209.

[51] **LOC (7) Cl.** **06-06**

[52] **U.S. Cl.** **D6/406.5; D6/406.3**

[58] **Field of Search** D6/406.3, 406.4, D6/406.5; D7/550.1, 552.2, 553.5; 108/43, 44; 156/212; 220/17.1, 500

[56] **References Cited**

U.S. PATENT DOCUMENTS

D. 52,678	11/1918	Scheibe	D6/406.3
D. 204,784	5/1966	O'Neil	D18/73
D. 342,634	12/1993	Barlow-lawson	D6/511

D. 342,806	12/1993	Jones et al.	D28/73
D. 342,873	1/1994	Dannenberg	D7/698
D. 344,435	2/1994	Whall	D7/554.3
D. 366,780	2/1996	Brooks	D9/406.3
D. 382,727	8/1997	Kresge et al.	D7/552.2
4,788,916	12/1988	Saxton	108/43
5,090,334	2/1992	Sutton	108/43
5,355,811	10/1994	Brewer	108/43
5,732,849	3/1998	Brooks	220/603
6,041,715	3/2000	Jarke et al.	108/43

Primary Examiner—M. N. Pandozzi
Attorney, Agent, or Firm—Akin, Gump, Strauss, Hauer & Feld, L.L.P.

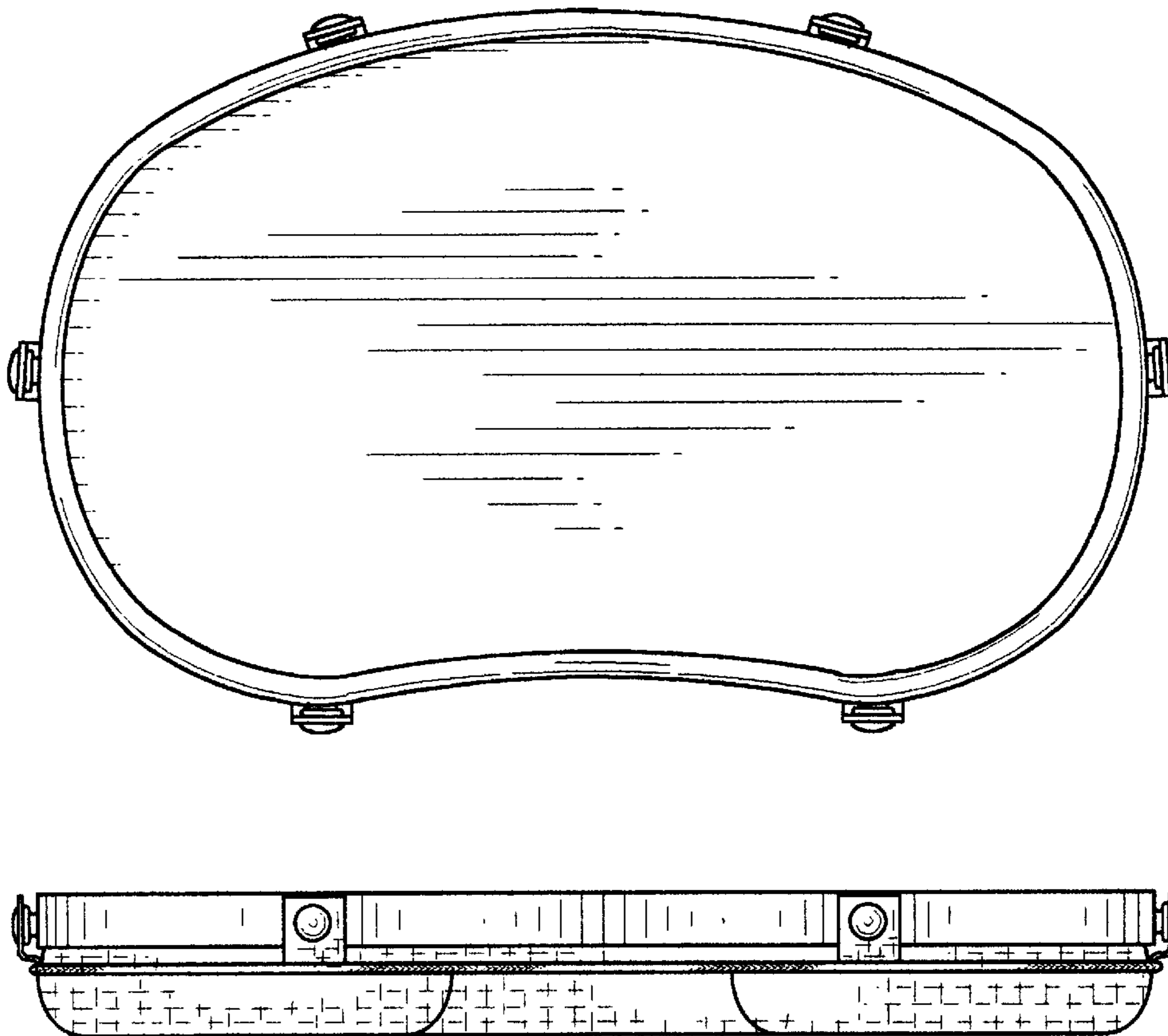
[57] **CLAIM**

The ornamental design for activity surface and rest apparatus, as shown and described.

DESCRIPTION

FIG. 1 is a top plan view of activity surface and rest apparatus showing our new design.
FIG. 2 is a rear elevational view thereof.
FIG. 3 is a bottom plan view thereof.
FIG. 4 is a front elevational view thereof.
FIG. 5 is a left side elevational view thereof.
FIG. 6 is a right side elevational view thereof; and,
FIG. 7 is a top perspective view thereof.

1 Claim, 2 Drawing Sheets






Fig. 1

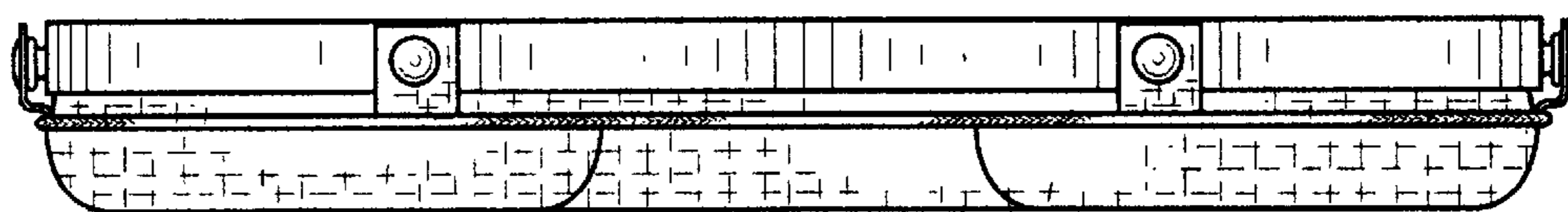


Fig. 2

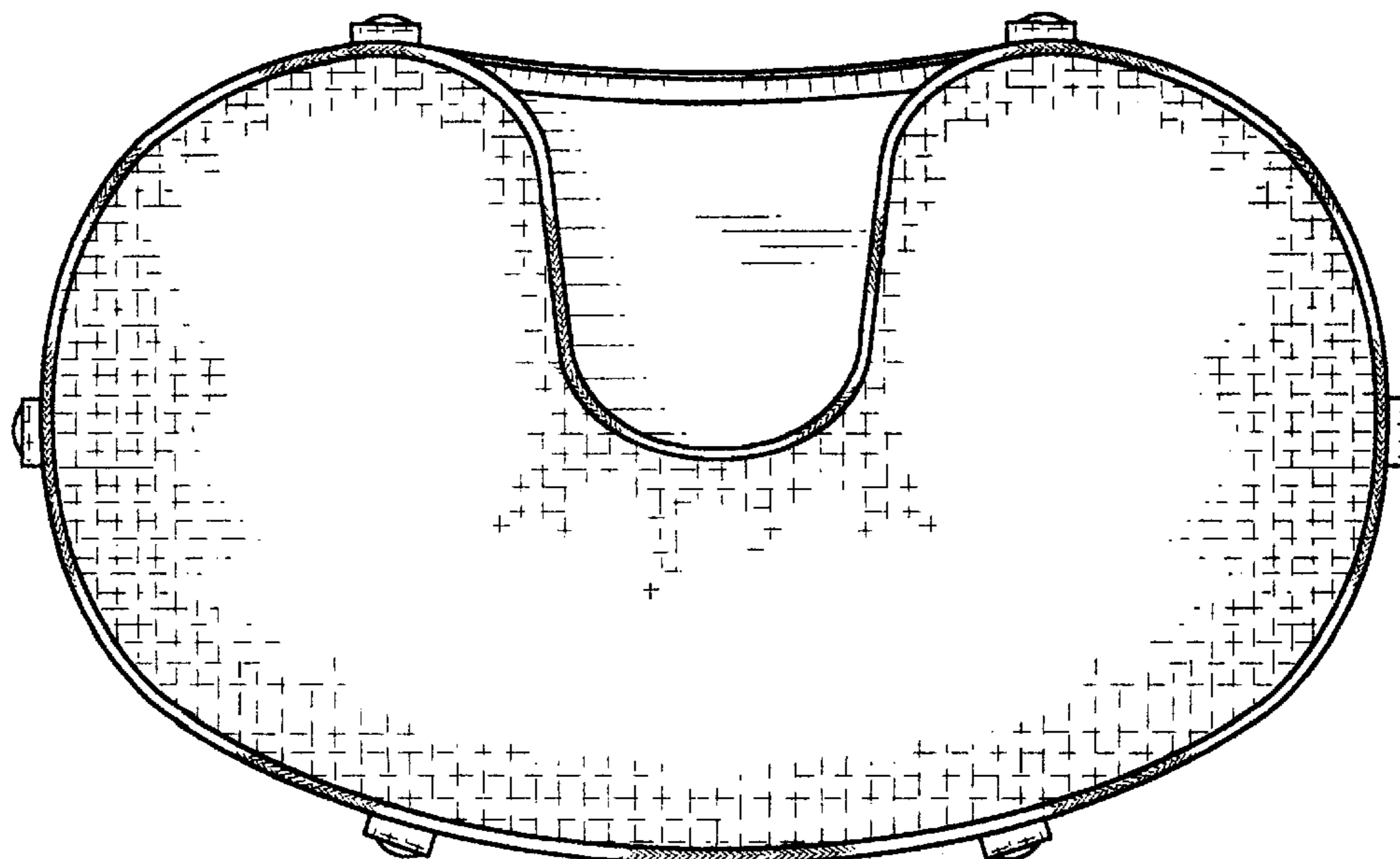


Fig. 3

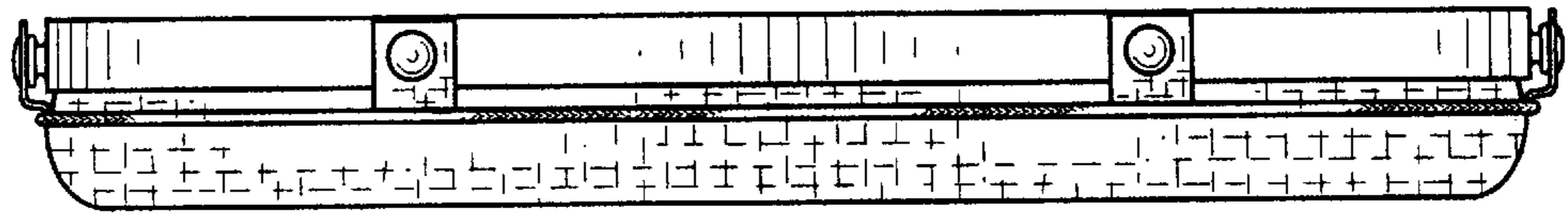


Fig. 4

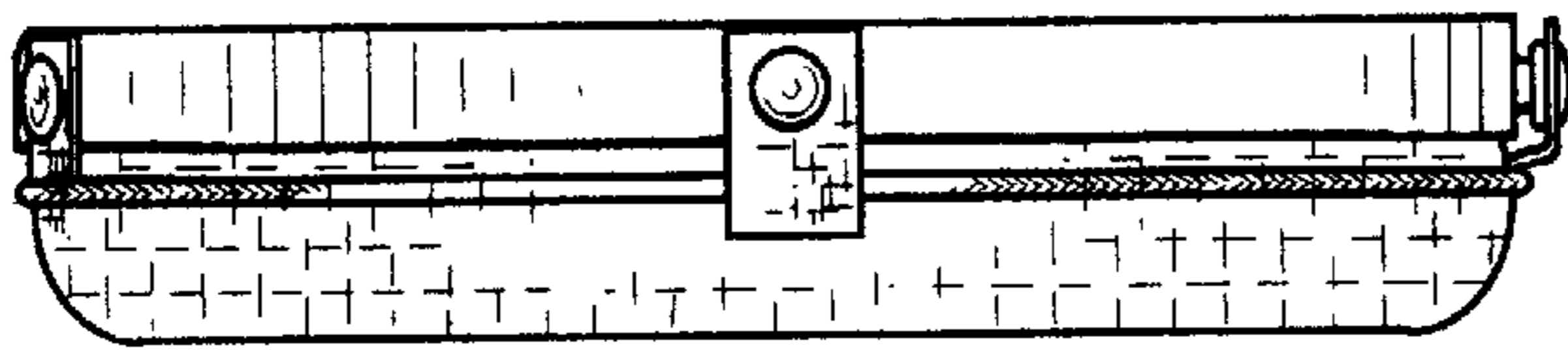


Fig. 5

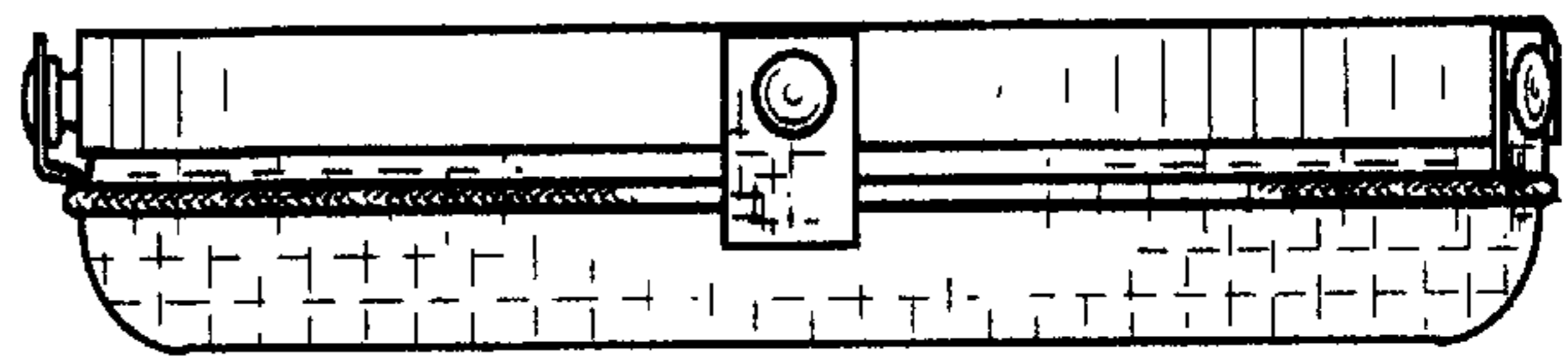


Fig. 6

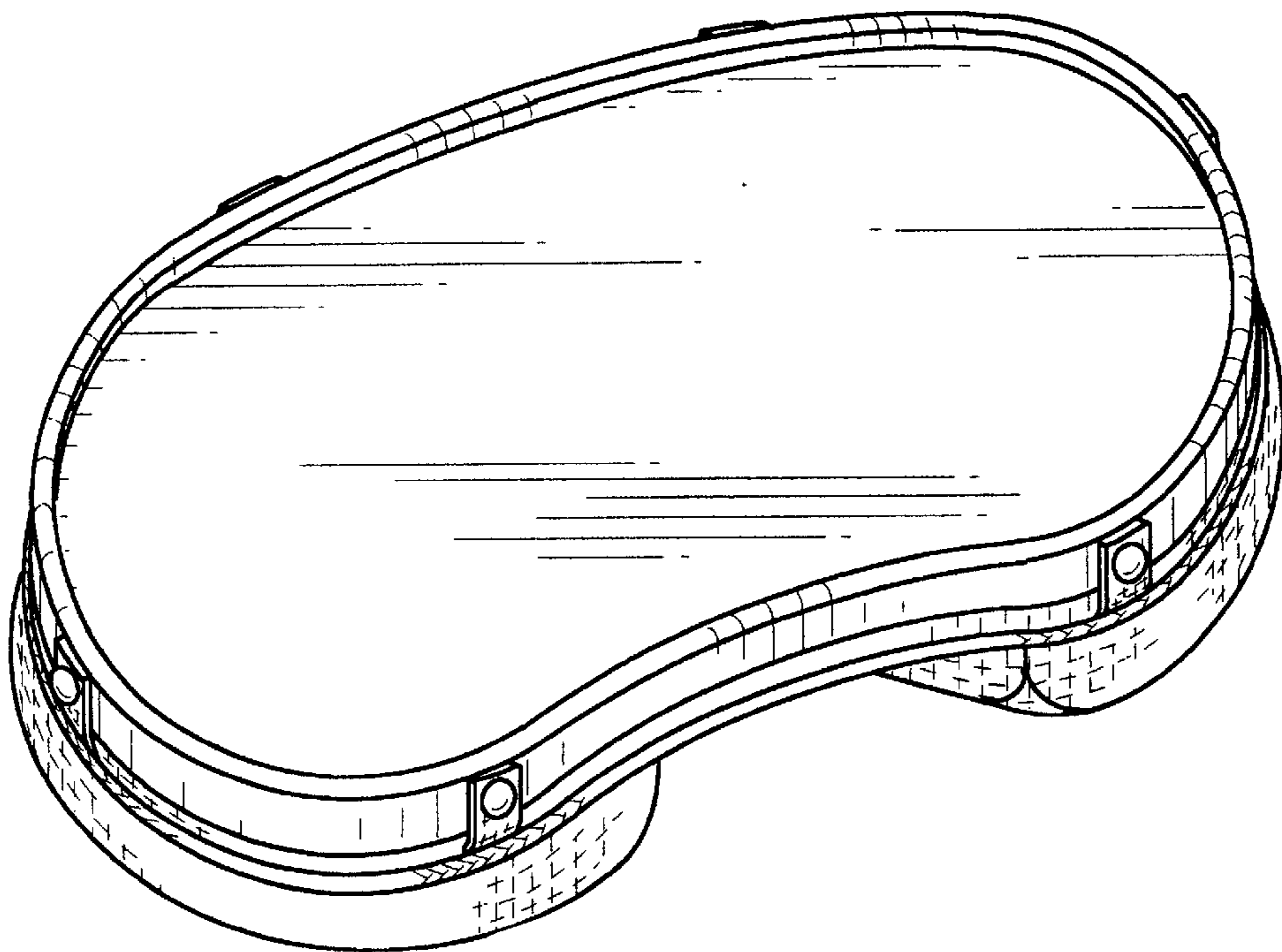


Fig. 7