



US00D433574S

United States Patent [19] Zheng

[11] **Patent Number: Des. 433,574**

[45] **Date of Patent: ** Nov. 14, 2000**

[54] **FOLDING FRAME FOR LOUNGE CHAIR**

[76] Inventor: **Edward Zheng**, 1736 Wright Ave., La Verne, Calif. 91750

[**] Term: **14 Years**

[21] Appl. No.: **29/116,519**

[22] Filed: **Jan. 3, 2000**

[51] **LOC (7) Cl. 06-01**

[52] **U.S. Cl. D6/368**

[58] **Field of Search** D6/334, 335, 336, D6/360, 361, 367, 368, 373, 374, 375, 500-502, 601, 610, 611; 297/16.2, 35, 45, 46, 55, 56, 57, 440.1, 452.13

[56] **References Cited**

U.S. PATENT DOCUMENTS

D. 168,608	1/1953	Vincent, Jr.	D6/361
D. 176,521	1/1956	Jones	D6/361
2,690,792	10/1954	Moss	297/35

Primary Examiner—Doris V. Coles
Assistant Examiner—Mimosa De
Attorney, Agent, or Firm—RAYmond Y. Chan; David and Raymond


[57] **CLAIM**

The ornamental design for a folding frame for lounge chair, as shown.

DESCRIPTION

FIG. 1 is a perspective view showing my new design.
FIG. 2 is a front view thereof.
FIG. 3 is a rear view thereof.
FIG. 4 is a left end view thereof.
FIG. 5 is a right end view thereof.
FIG. 6 is a top view thereof.
FIG. 7 is a bottom view thereof; and,
FIG. 8 is a front view showing the folding frame of my new design displaced in a closed state.

1 Claim, 8 Drawing Sheets






FIG. 1




FIG. 2




FIG. 3

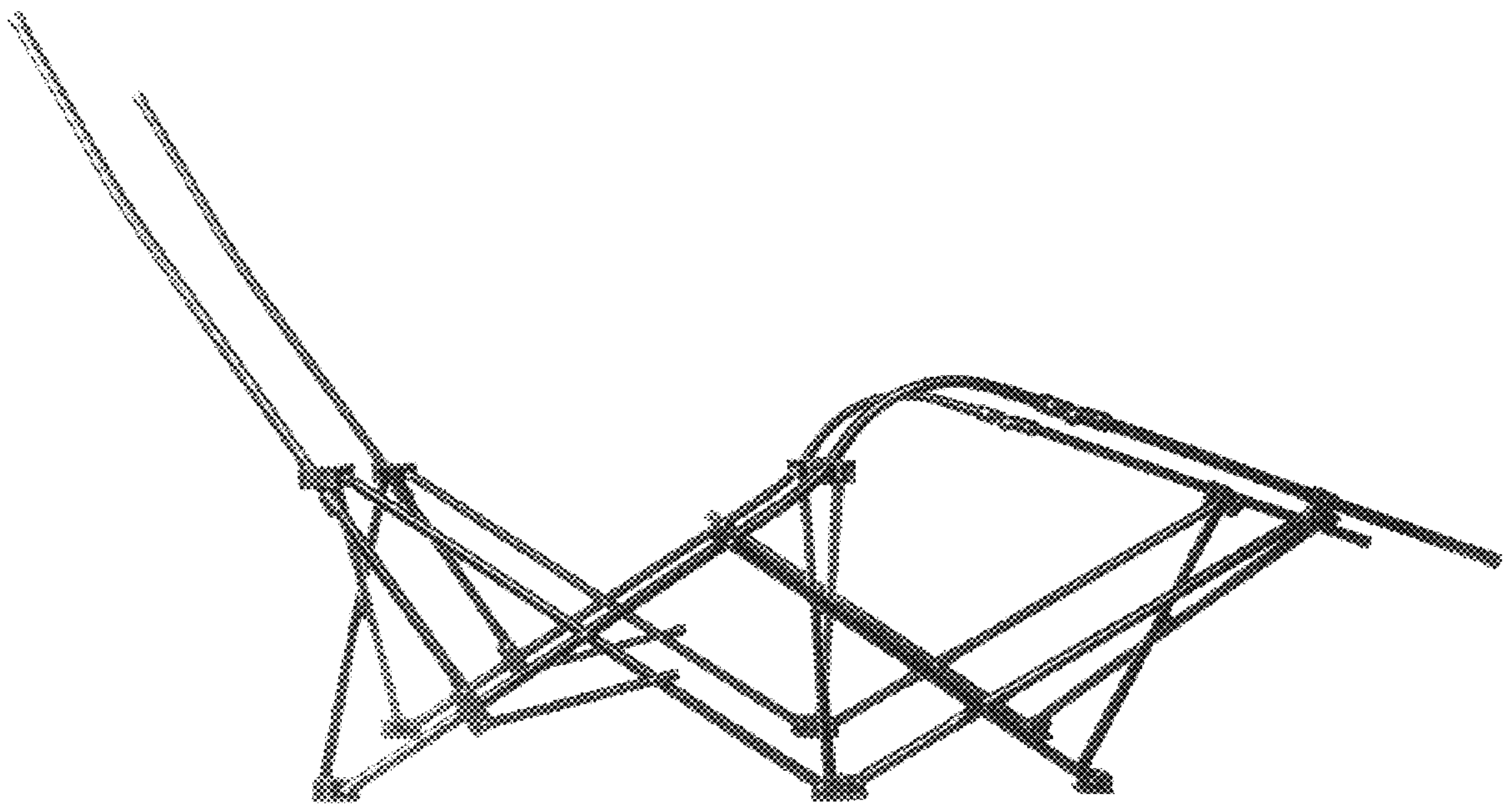


FIG. 4

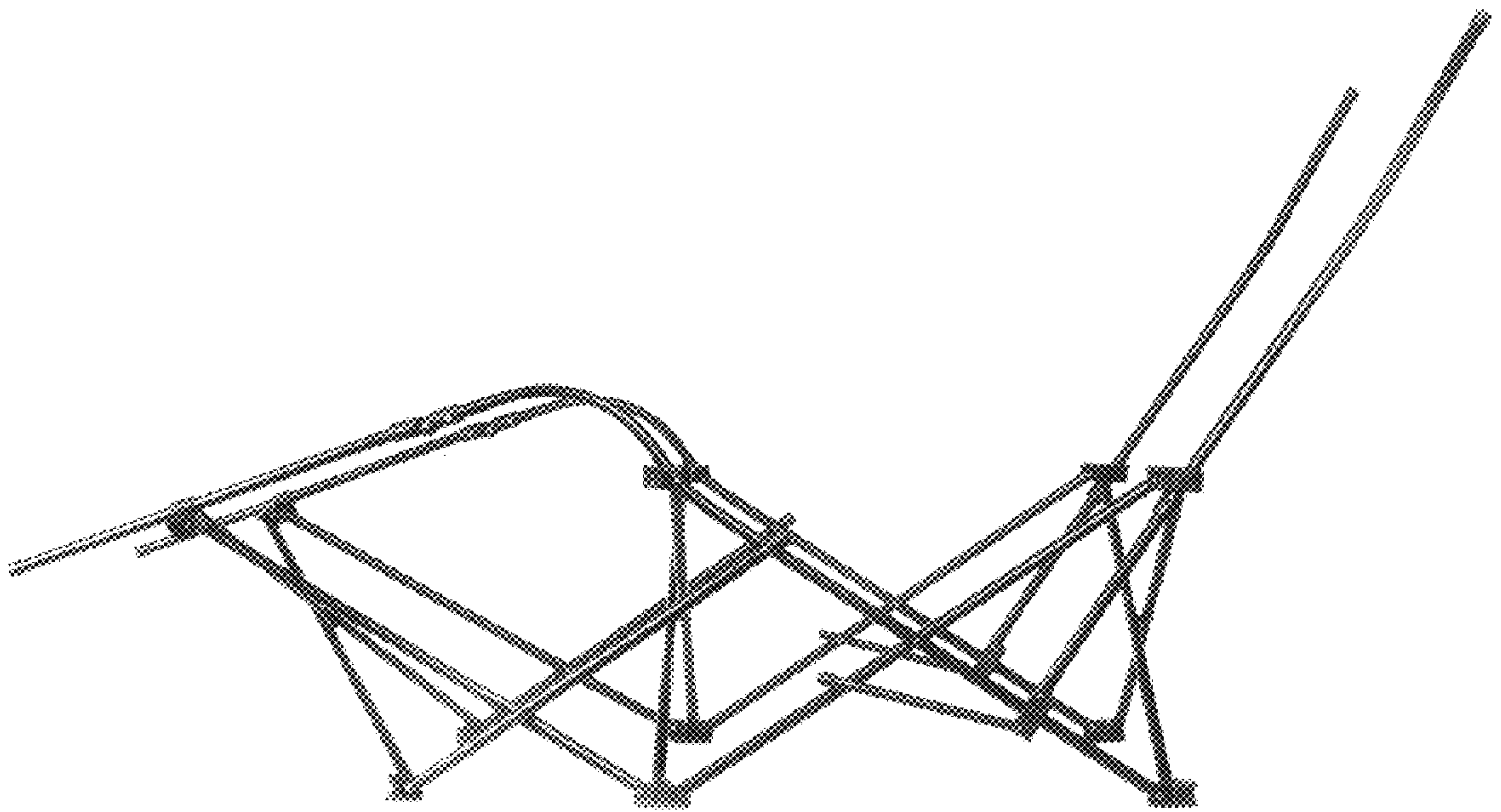


FIG. 5

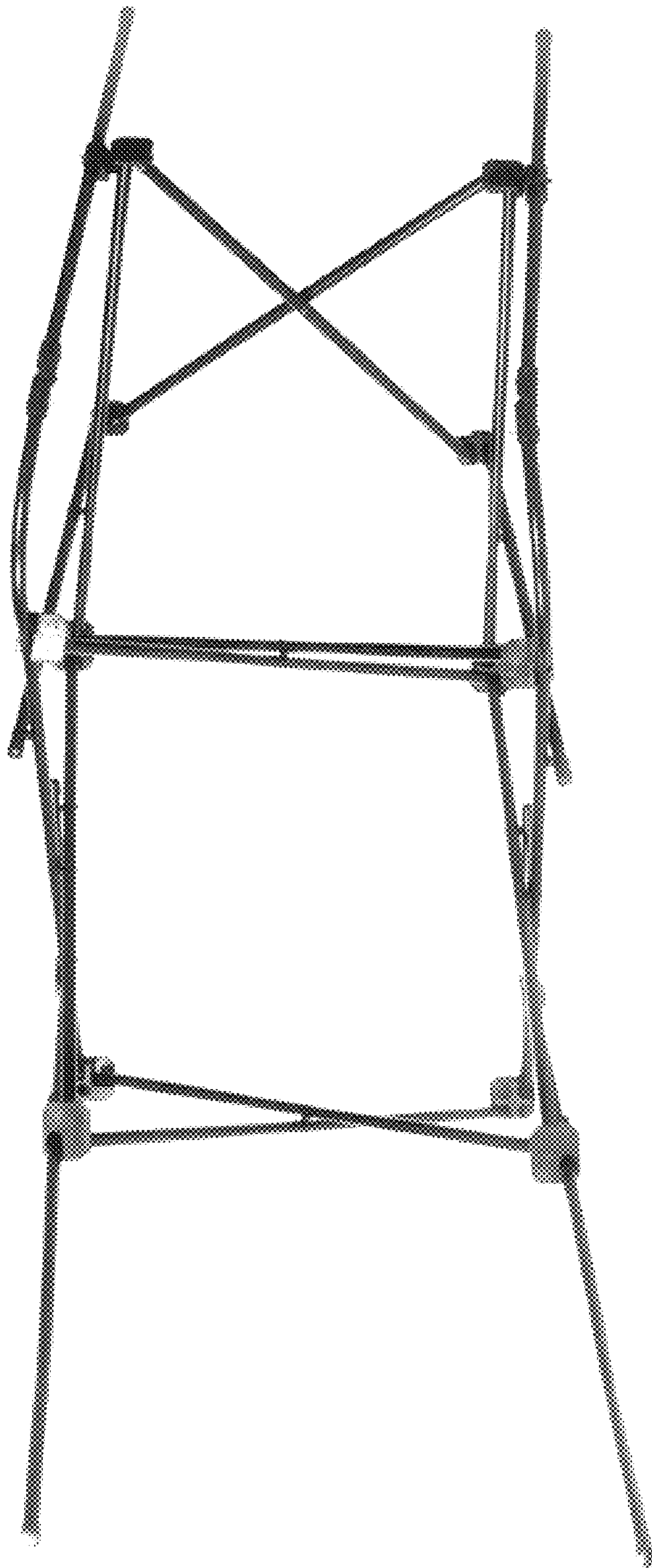


FIG. 6




FIG. 7




FIG. 8