



US00D433566S

**United States Patent** [19]  
**Larko**

[11] **Patent Number: Des. 433,566**

[45] **Date of Patent: \*\* Nov. 14, 2000**

[54] **GOLF-BAG TOTE**

[76] Inventor: **Michael P. Larko**, 85 Onyx Pl.,  
Matawan, N.J. 07747

[\*\*] Term: **14 Years**

[21] Appl. No.: **29/117,866**

[22] Filed: **Feb. 1, 2000**

[51] **LOC (7) Cl.** ..... **03-01**

[52] **U.S. Cl.** ..... **D3/255**

[58] **Field of Search** ..... D3/255, 254, 259,  
D3/320, 257; 206/315.2-315.8; 248/156,  
96; 211/70.2; 150/160

[56] **References Cited**

**U.S. PATENT DOCUMENTS**

D. 232,449	8/1974	Herring	.....	D3/259
D. 341,717	11/1993	Hickin	.....	D3/255
D. 372,120	7/1996	Krugler	.....	D3/255
D. 399,347	10/1998	Larko et al.	.....	D3/259
4,071,062	1/1978	Ianetta	.....	248/96

*Primary Examiner*—Louis S. Zarfes  
*Assistant Examiner*—Catherine R. Oliver  
*Attorney, Agent, or Firm*—Arnold B. Silverman; Eckert  
Seamans Cherin & Mellott, LLC

[57] **CLAIM**

The ornamental design for golf-bag tote, as shown and described.

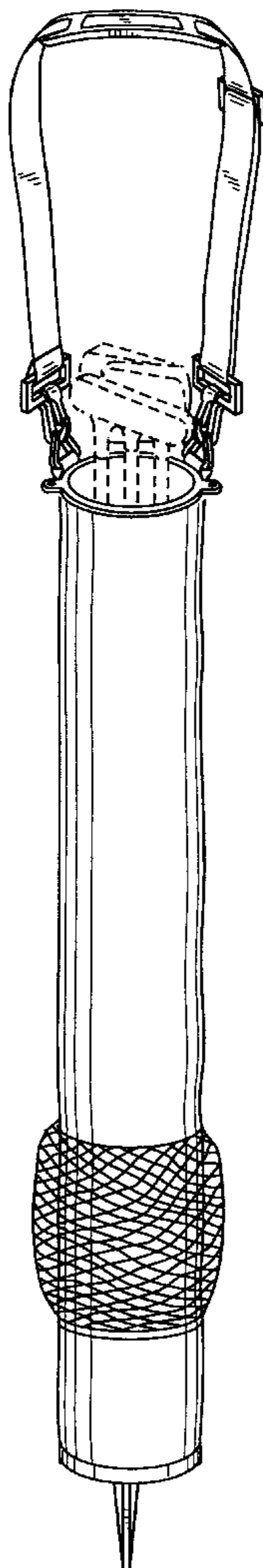
**DESCRIPTION**

FIG. 1 is a perspective view of the golf-bag tote of the present invention showing portions of several golf clubs in dotted lines. For clarity of illustration, the dotted line representation of the golf clubs, which form no part of the invention per se, are not shown in FIGS. 2-7.

FIG. 2 is a top plan view thereof;  
FIG. 3 is a bottom plan view thereof;  
FIG. 4 is a front elevation thereof;  
FIG. 5 is a rear elevation thereof;  
FIG. 6 is a right-side elevation thereof; and,  
FIG. 7 is a left-side elevation thereof.

The golf-bag tote of the present invention is designed to be used primarily for carrying a limited number of clubs for use on and around the golf green.

**1 Claim, 4 Drawing Sheets**



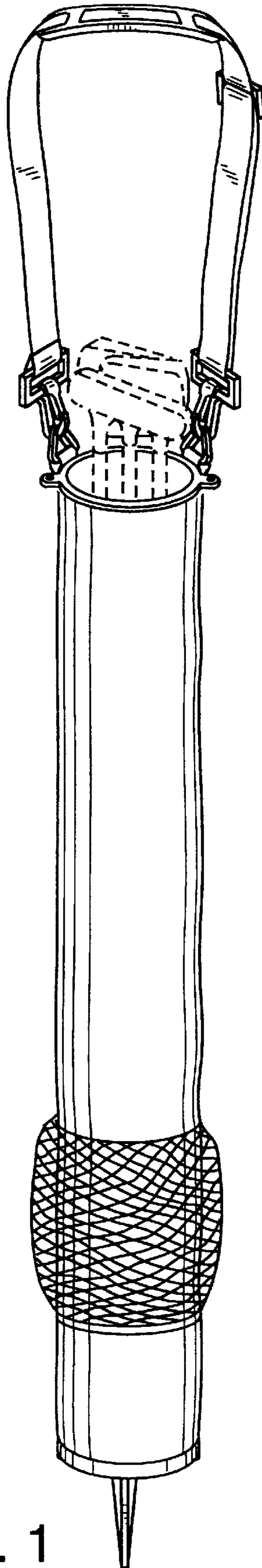


FIG. 1

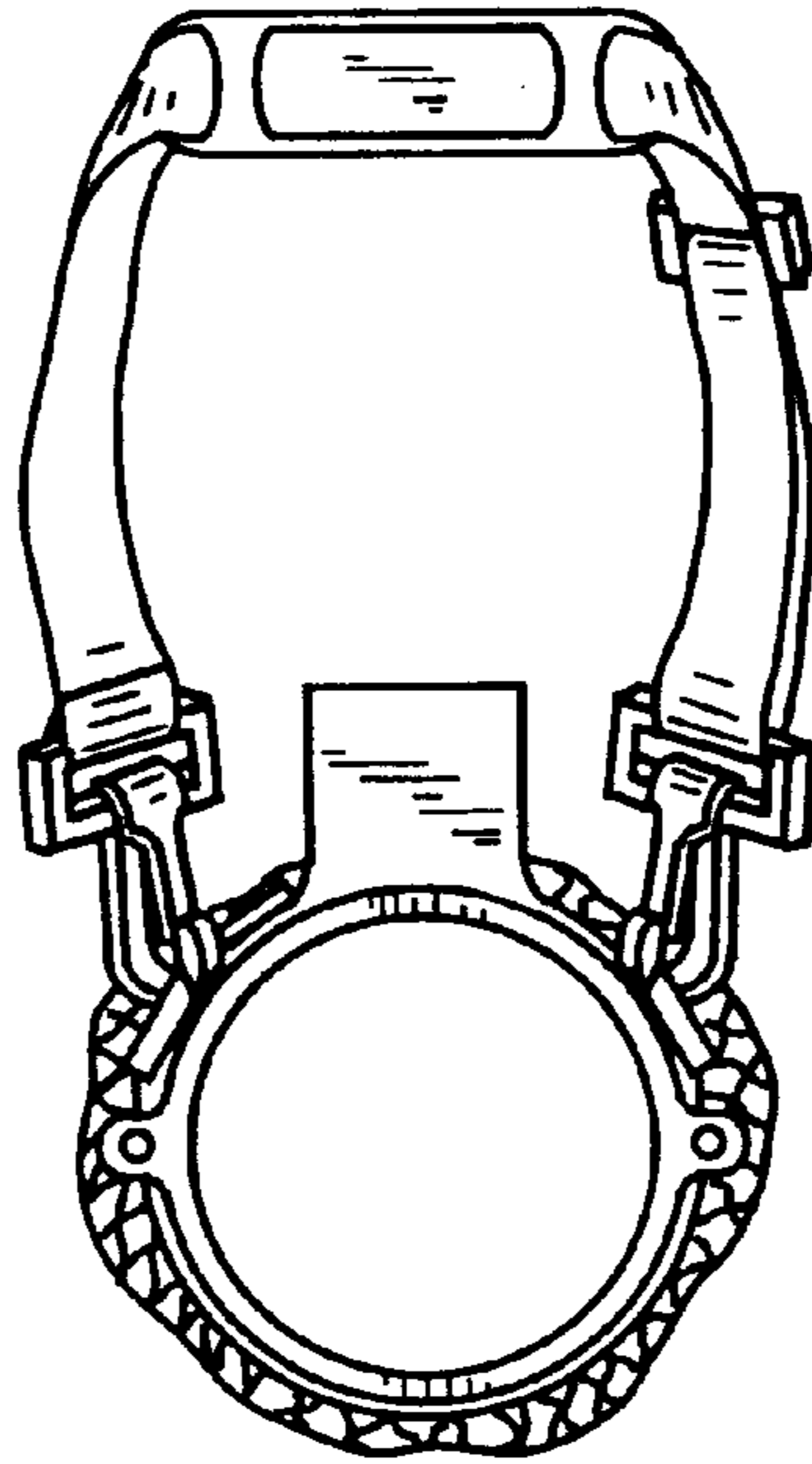


FIG. 2

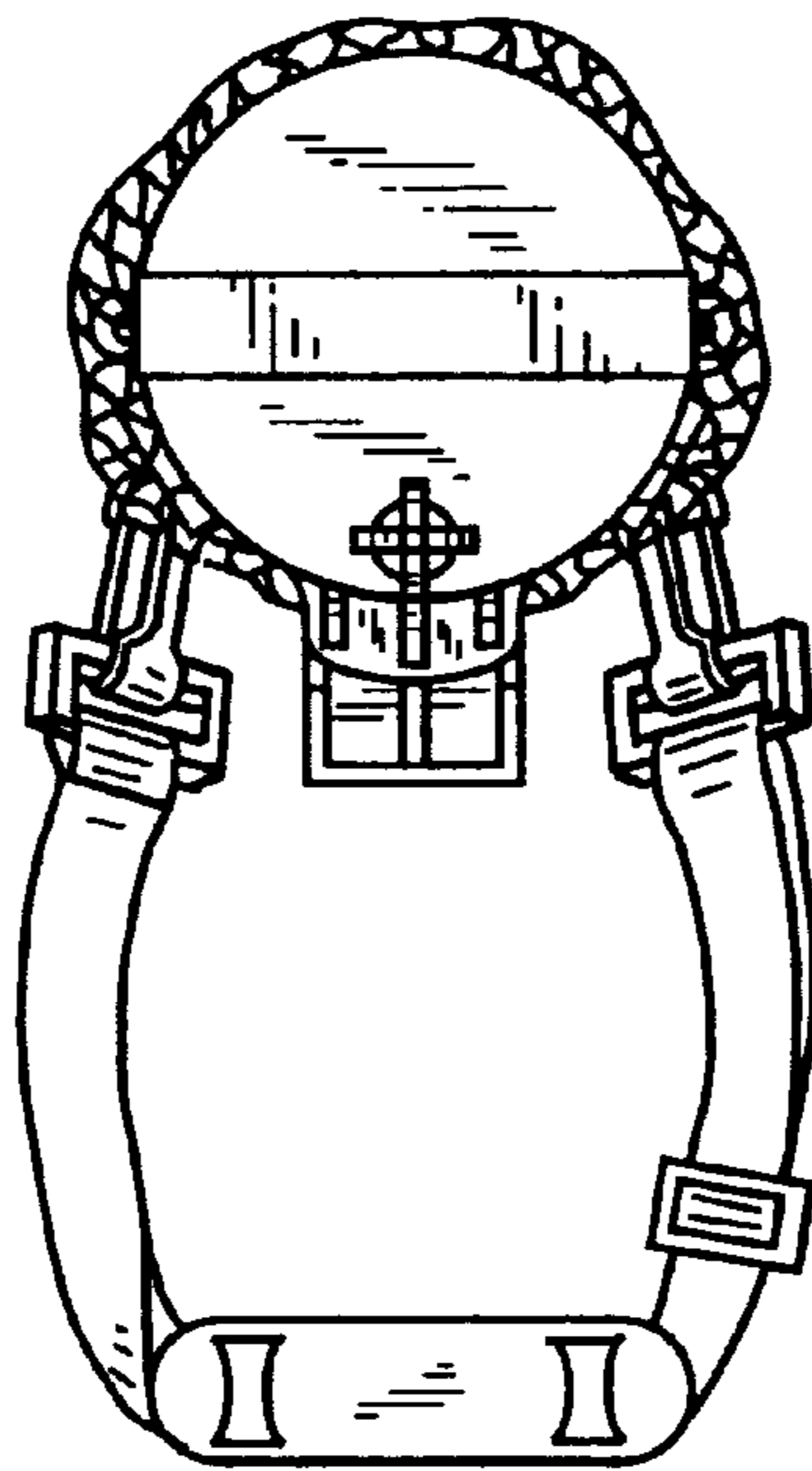


FIG. 3

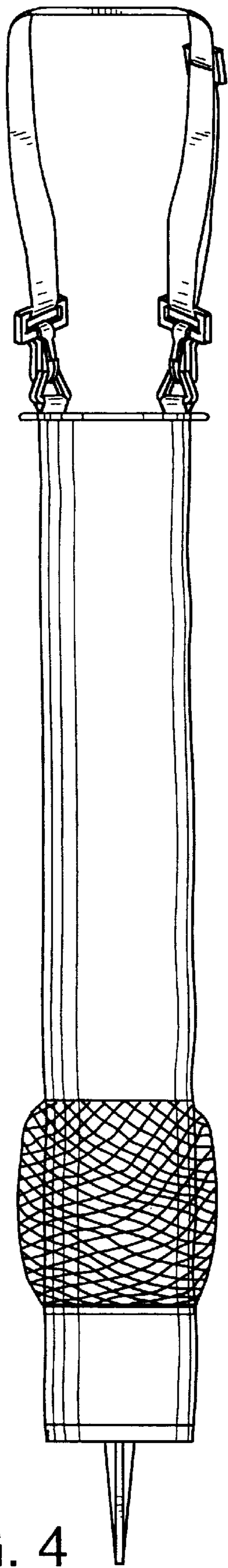


FIG. 4

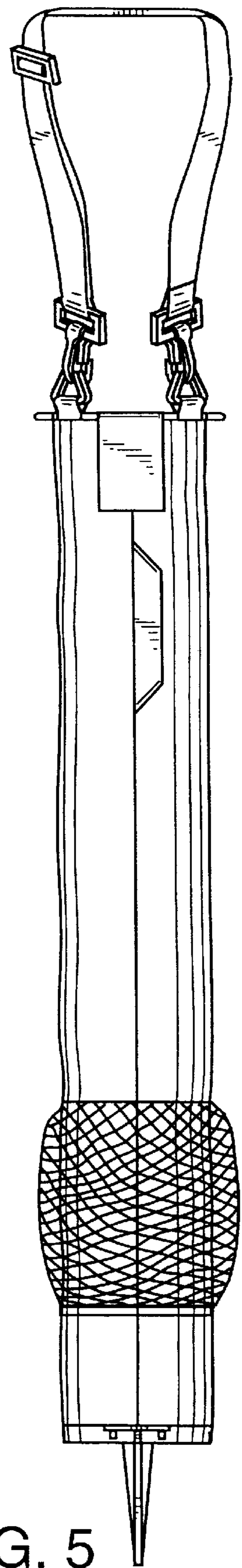


FIG. 5

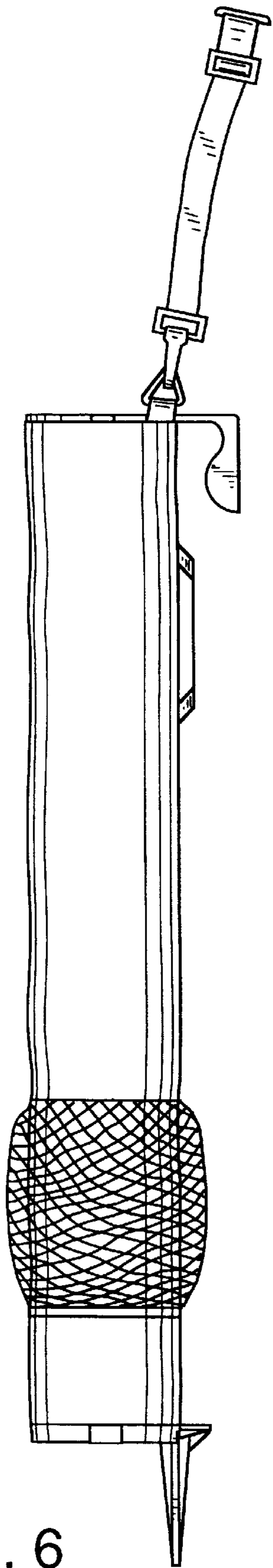


FIG. 6

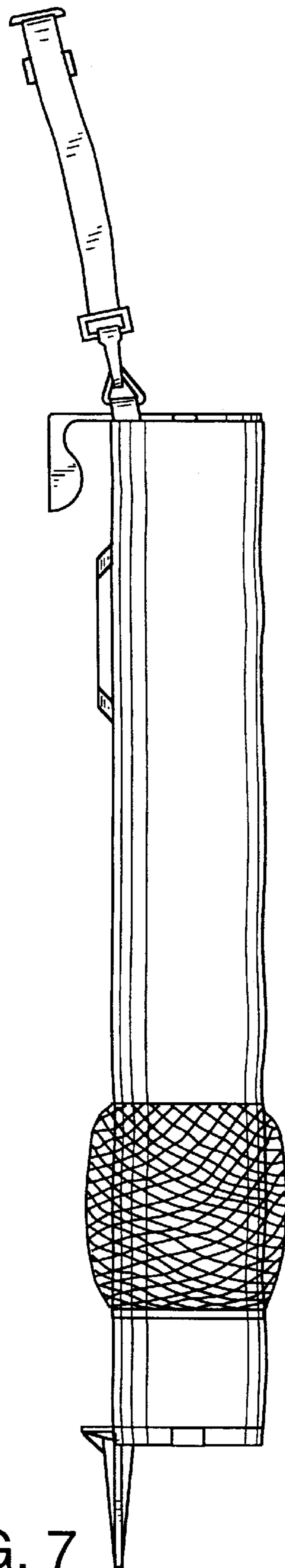


FIG. 7