



US00D433561S

United States Patent [19]

Tresser

[11] **Patent Number: Des. 433,561**

[45] **Date of Patent: ** Nov. 14, 2000**

[54] **ELEMENT OF A SHOE UPPER**

[75] Inventor: **Christian Tresser**, Portland, Oreg.

[73] Assignee: **Reebok International Ltd.**, Canton, Mass.

[**] Term: **14 Years**

[21] Appl. No.: **29/117,510**

[22] Filed: **Jan. 28, 2000**

[51] **LOC (7) Cl.** **02-99**

[52] **U.S. Cl.** **D2/972**

[58] **Field of Search** D2/896, 902, 907, D2/943, 944, 947, 969-973; 36/45, 50.1, 51, 77 M, 77 R, 83, 88, 89, 113, 114, 126-130

[56] **References Cited**

U.S. PATENT DOCUMENTS

- D. 379,395 5/1997 Aird D2/972 X
- D. 385,409 10/1997 Smith, III D2/972

- D. 386,590 11/1997 Cass D2/947
- D. 386,591 11/1997 Kueerbis D2/947
- D. 410,964 6/1999 Wilborn et al. D2/947

Primary Examiner—Dominic Simone
Attorney, Agent, or Firm—Sterne, Kessler, Goldstein & Fox P.L.L.C.


[57] **CLAIM**

The ornamental design for an element of a shoe upper, as shown and described.

DESCRIPTION

FIG. 1 is a right side elevational view of an element of a shoe upper showing my new design; FIG. 2 is a top plan view thereof; FIG. 3 is a rear elevational view thereof; and, FIG. 4 is a rear perspective view thereof. The broken line showing the remainder of the shoe in the Figures is environmental and forms no part of the claimed design.

1 Claim, 2 Drawing Sheets






FIG. 1

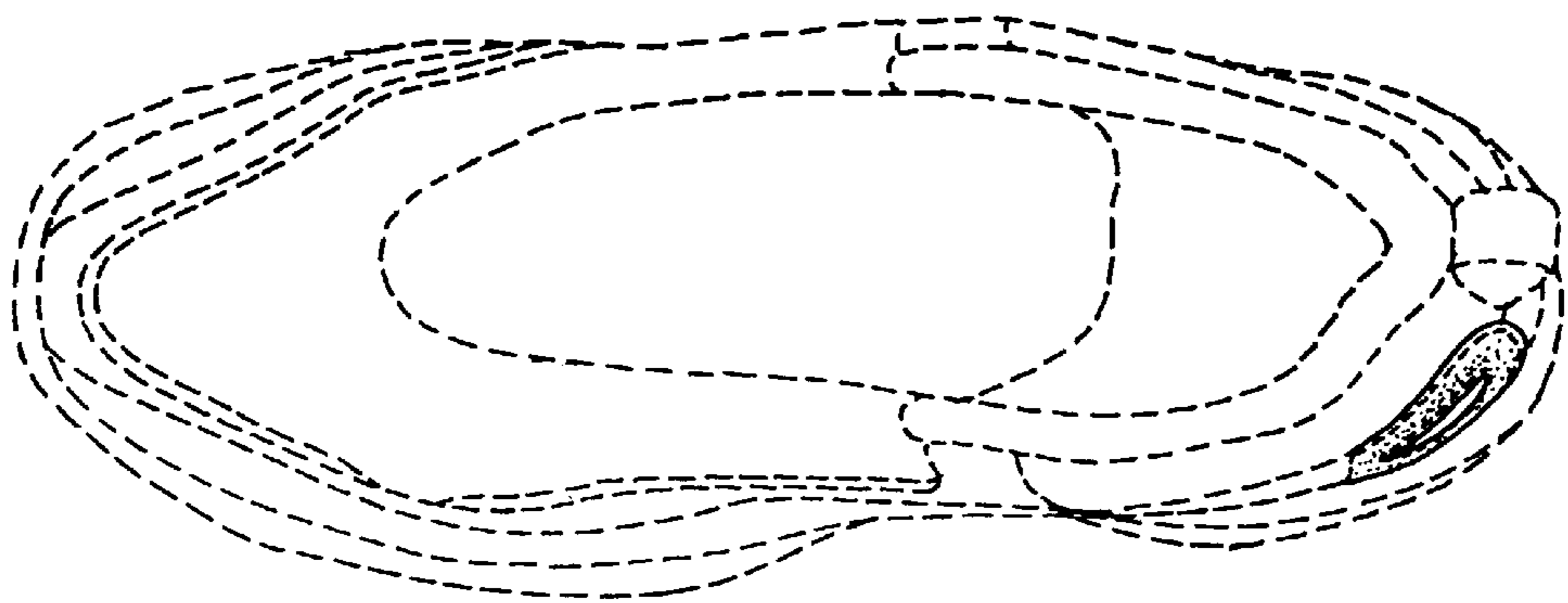


FIG. 2

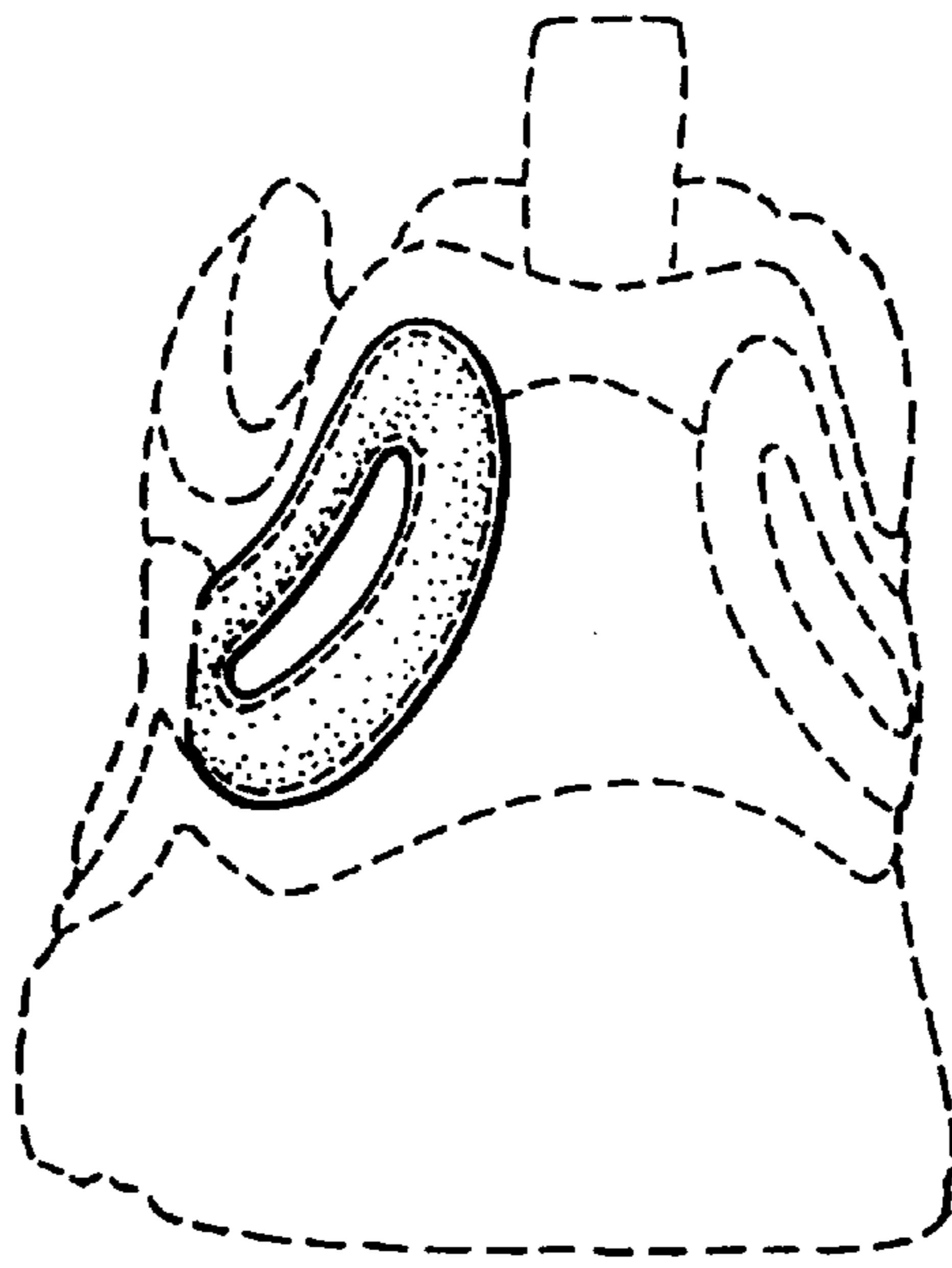


FIG.3

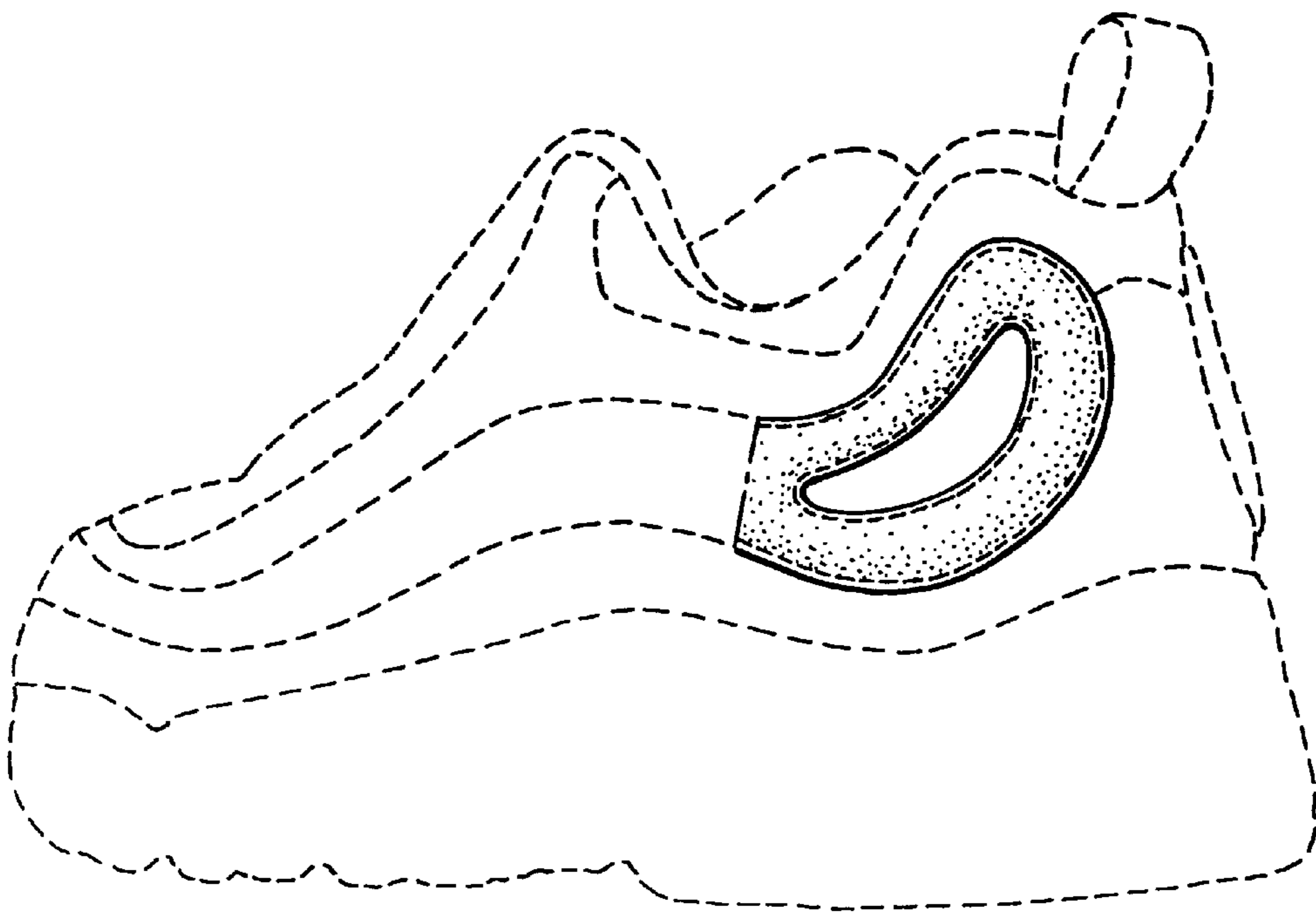


FIG.4