



US00D433558S

United States Patent [19]

[11] Patent Number: Des. 433,558

Matis et al.

[45] Date of Patent: ** Nov. 14, 2000

[54] FOOTWEAR OUTSOLE

[75] Inventors: **Clark A. Matis**, Charlotte, Vt.; **Bruce Rogers**, Portland, Oreg.

[73] Assignee: **Wolverine World Wide, Inc.**, Rockford, Mich.

[**] Term: 14 Years

[21] Appl. No.: 29/113,801

[22] Filed: Nov. 11, 1999

[51] LOC (7) Cl. 02-04

[52] U.S. Cl. D2/959; D2/947; D2/951; D2/953; D2/957

[58] Field of Search D2/760, 902, 904, D2/908, 909, 911, 914, 916, 920, 946-948, 951-962, 964, 972, 977; 36/22 R, 24.5, 25 A, 25 R, 28, 29, 32 R, 43, 59 C, 59 R, 67 A, 72 C, 102, 103, 129, 134, 149

[56] References Cited

U.S. PATENT DOCUMENTS

D. 078,191	4/1929	Bush	D2/959
D. 115,606	7/1939	Bernstein	D2/949
D. 117,831	11/1939	Johnson	D2/959

D. 250,917	1/1979	Wynne	D2/908
D. 307,817	5/1990	Schneider	D2/959
D. 316,627	5/1991	Schneider	D2/959
D. 335,572	5/1993	Peterson	D2/959
D. 394,342	5/1998	Schneider	D2/959
D. 402,451	12/1998	Wunsch	D2/959
D. 404,897	2/1999	Marshall	D2/951

Primary Examiner—Celia Murphy
Attorney, Agent, or Firm—Warner Norcross & Judd


[57] CLAIM

The ornamental design for footwear outsole, as shown and described.

DESCRIPTION

FIG. 1 is a bottom plan view of the shoe sole embodying the new design;
FIG. 2 is a right side elevational view thereof;
FIG. 3 is a left side elevational view thereof;
FIG. 4 is a front elevational view thereof;
FIG. 5 is a rear elevational view thereof; and,
FIG. 6 is a perspective view thereof.
FIGS. 2-6 show portions of a midsole in broken lines. The midsole portions are shown for environmental purposes and form no part of the claimed design.

1 Claim, 6 Drawing Sheets



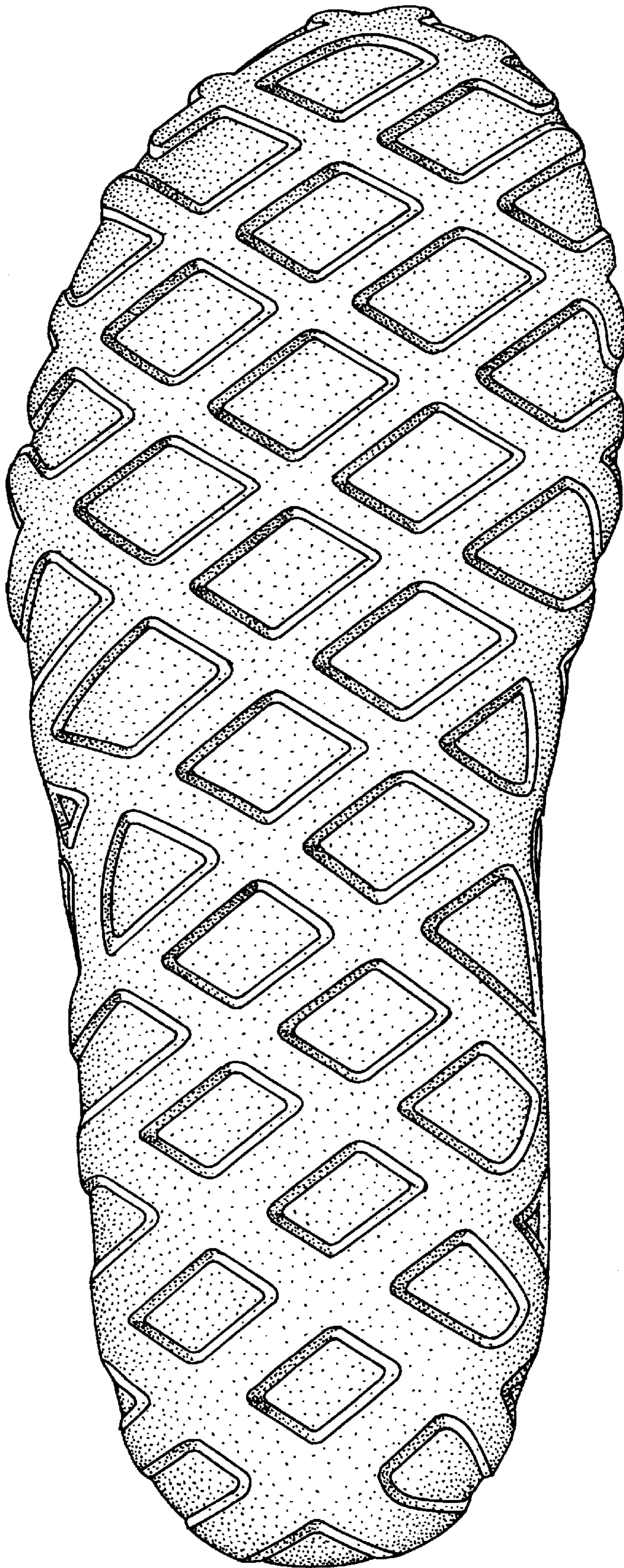


FIG. 1

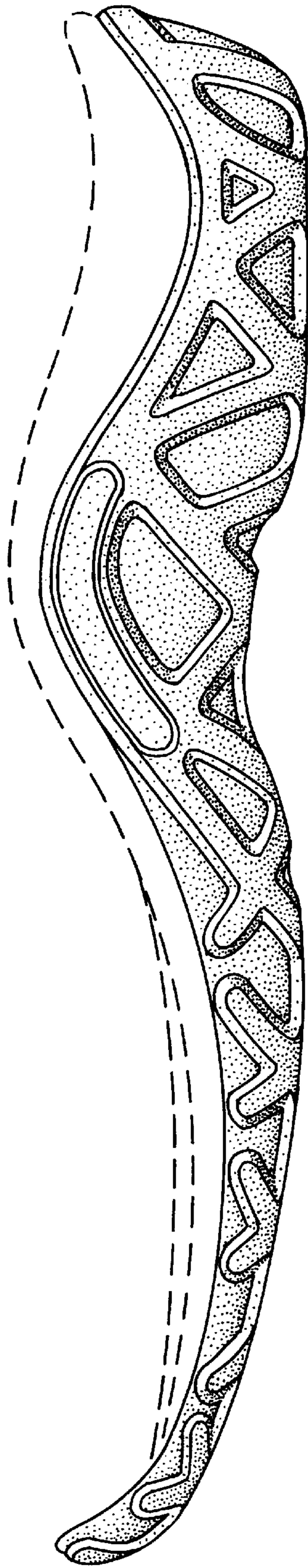


FIG. 2

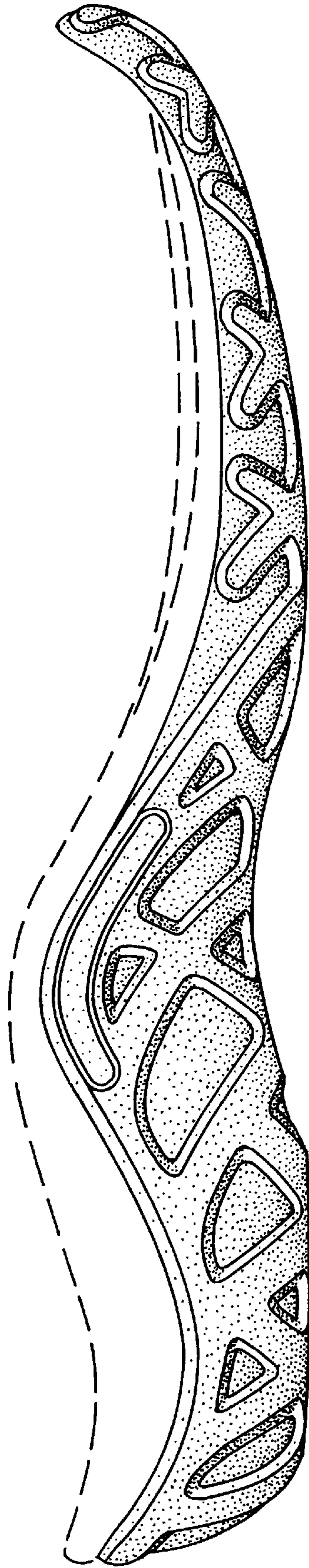


FIG. 3




FIG. 4

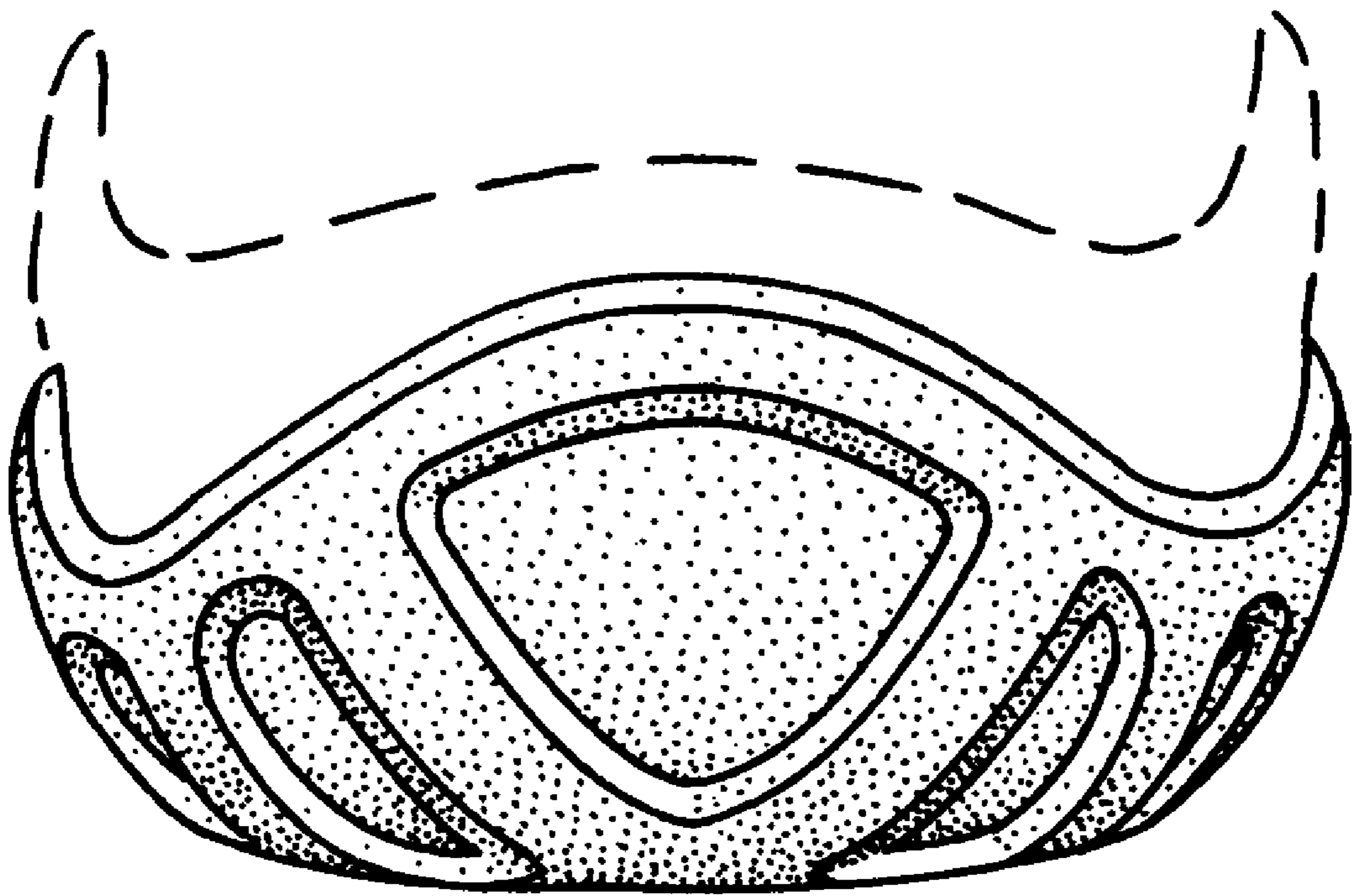


FIG. 5

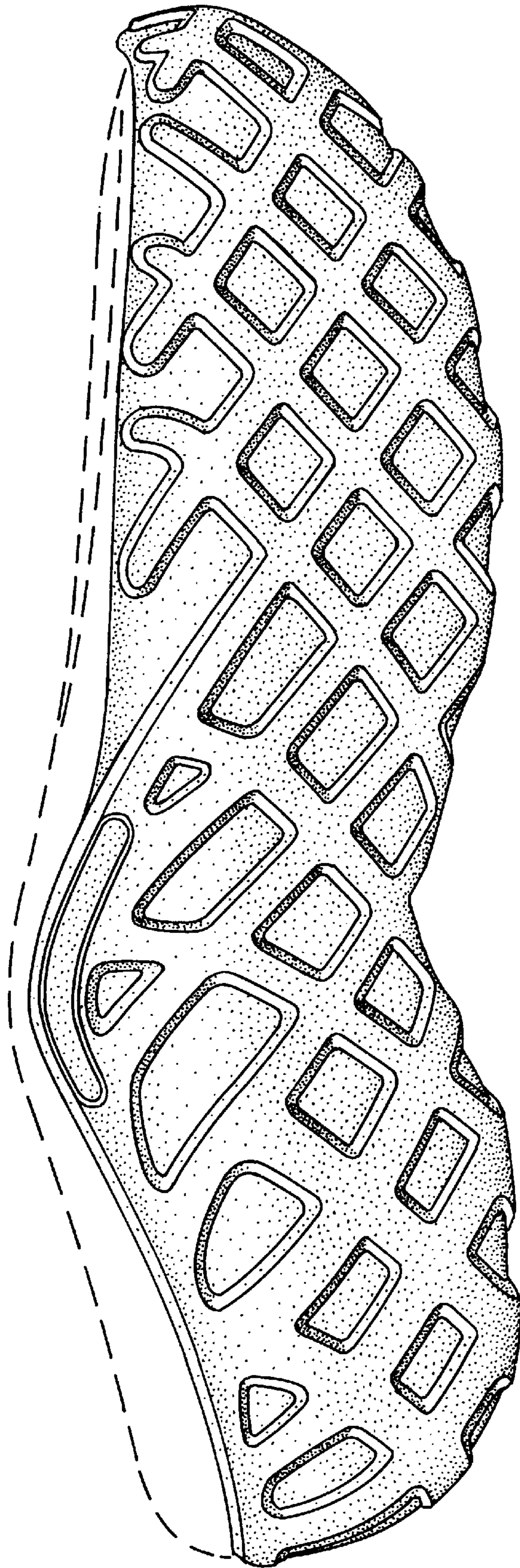


FIG. 6