



US00D433557S

United States Patent [19] Merceron

[11] **Patent Number: Des. 433,557**
[45] **Date of Patent: ** Nov. 14, 2000**

[54] **SHOE SOLE**

[75] **Inventor: Jean Paul Merceron, Monthodon, France**

[73] **Assignee: L'Article Chaussant Europeen, Chateau-Renault, France**

[**] **Term: 14 Years**

[21] **Appl. No.: 29/117,507**

[22] **Filed: Jan. 28, 2000**

[30] **Foreign Application Priority Data**

Jul. 30, 1999 [FR] France 99 4827

[51] **LOC (7) Cl. 02-04**

[52] **U.S. Cl. D2/952; D2/947; D2/951; D2/953; D2/955**

[58] **Field of Search D2/760, 902, 904, D2/908, 909, 911, 914, 916, 920, 946-948, 951-962, 964, 972, 977; 36/22 R, 24.5, 25 A, 25 R, 28, 29, 32 R, 43, 59 C, 59 R, 102, 103, 129, 134, 149**

[56] **References Cited**

U.S. PATENT DOCUMENTS

D. 294,077	2/1988	Kiyosawa et al.	D2/956
D. 317,826	7/1991	Austin	D2/957
D. 352,154	11/1994	Merceron	D2/952
D. 352,155	11/1994	Merceron	D2/952
D. 352,157	11/1994	Merceron	D2/957
D. 353,480	12/1994	Merceron	D2/956
D. 378,240	3/1997	Merceron	D2/953
D. 379,114	5/1997	Merceron	D2/952
D. 384,794	10/1997	Merceron	D2/953
D. 386,288	11/1997	Merceron	D2/953

D. 388,241	12/1997	Merceron	D2/959
D. 391,042	2/1998	Merceron	D2/951
D. 394,142	5/1998	Merceron	D2/960
D. 397,546	9/1998	Merceron	D2/951
D. 399,040	10/1998	Merceron	D2/954
D. 402,093	12/1998	Merceron	D2/952
D. 405,943	2/1999	Merceron	D2/957
D. 408,974	5/1999	Clarke	D2/954
D. 409,826	5/1999	Turner et al.	D2/955
D. 414,318	9/1999	Merceron	D2/952
D. 414,594	10/1999	Parisotto	D2/959
D. 415,607	10/1999	Merceron	D2/952
D. 417,944	12/1999	Merceron	D2/952
D. 417,945	12/1999	Merceron	D2/952
D. 422,781	4/2000	McCourt	D2/957
D. 423,200	4/2000	Schambra	D2/953
D. 423,763	5/2000	Merceron	D2/952
D. 424,285	5/2000	Nason	D2/953

Primary Examiner—Celia Murphy
Attorney, Agent, or Firm—Jacobson, Price, Holman & Stern, PLLC

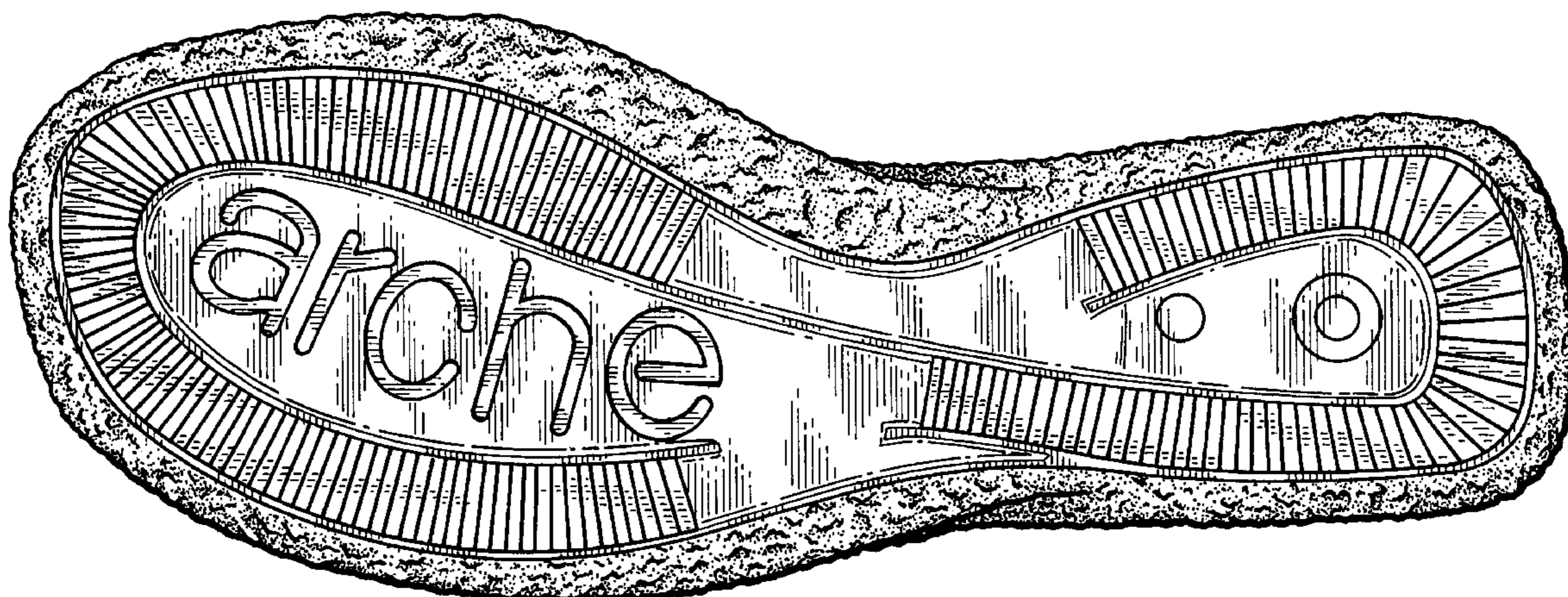
[57] **CLAIM**

The ornamental design for a shoe sole, as shown and described.

DESCRIPTION

FIG. 1 is a bottom perspective view showing my new design for a shoe sole,
FIG. 2 is a bottom plan view thereof,
FIG. 3 is a left side view thereof,
FIG. 4 is a right side view thereof,
FIG. 5 is a front view thereof; and,
FIG. 6 is a back view thereof.
The top surface of the shoe sole is plain and unornamental.

1 Claim, 3 Drawing Sheets



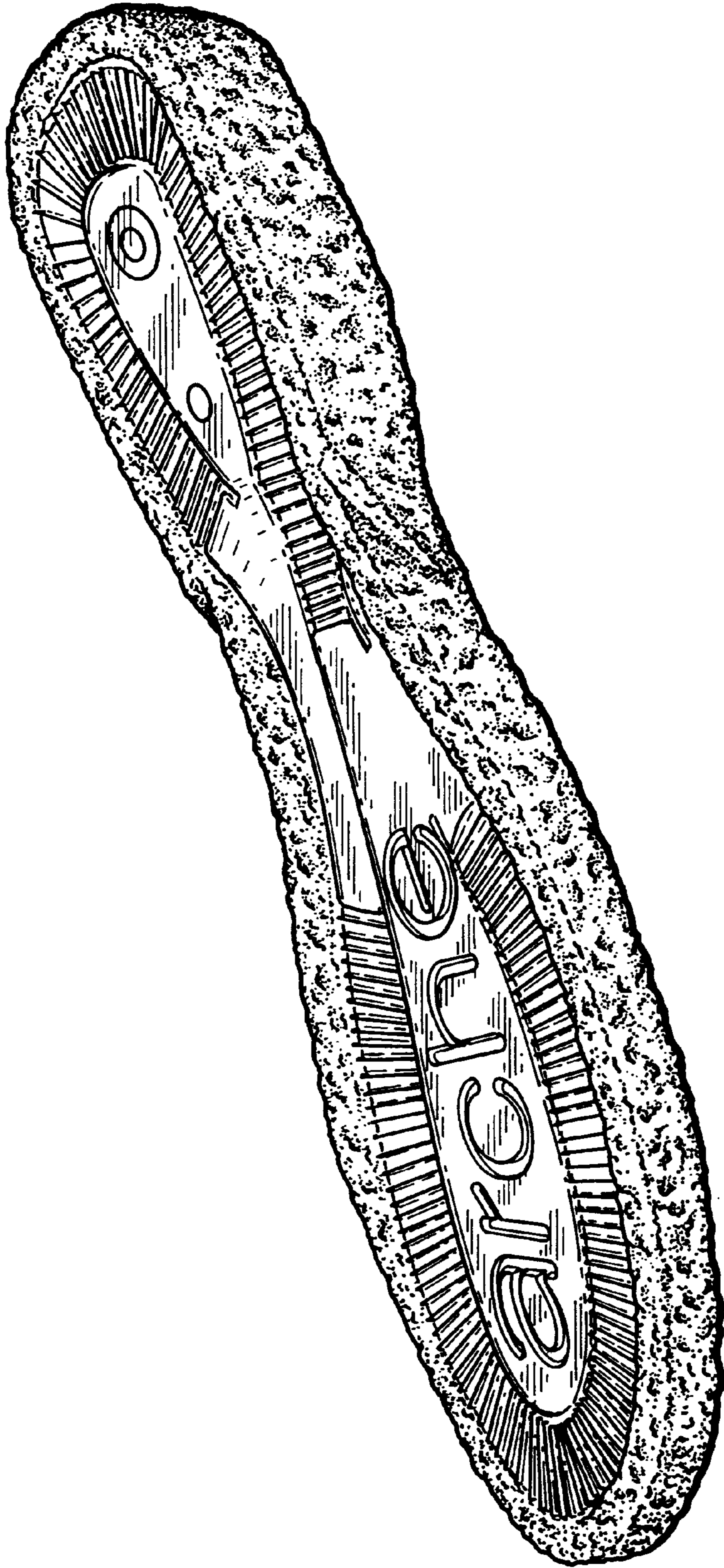


FIG. 1

FIG. 2

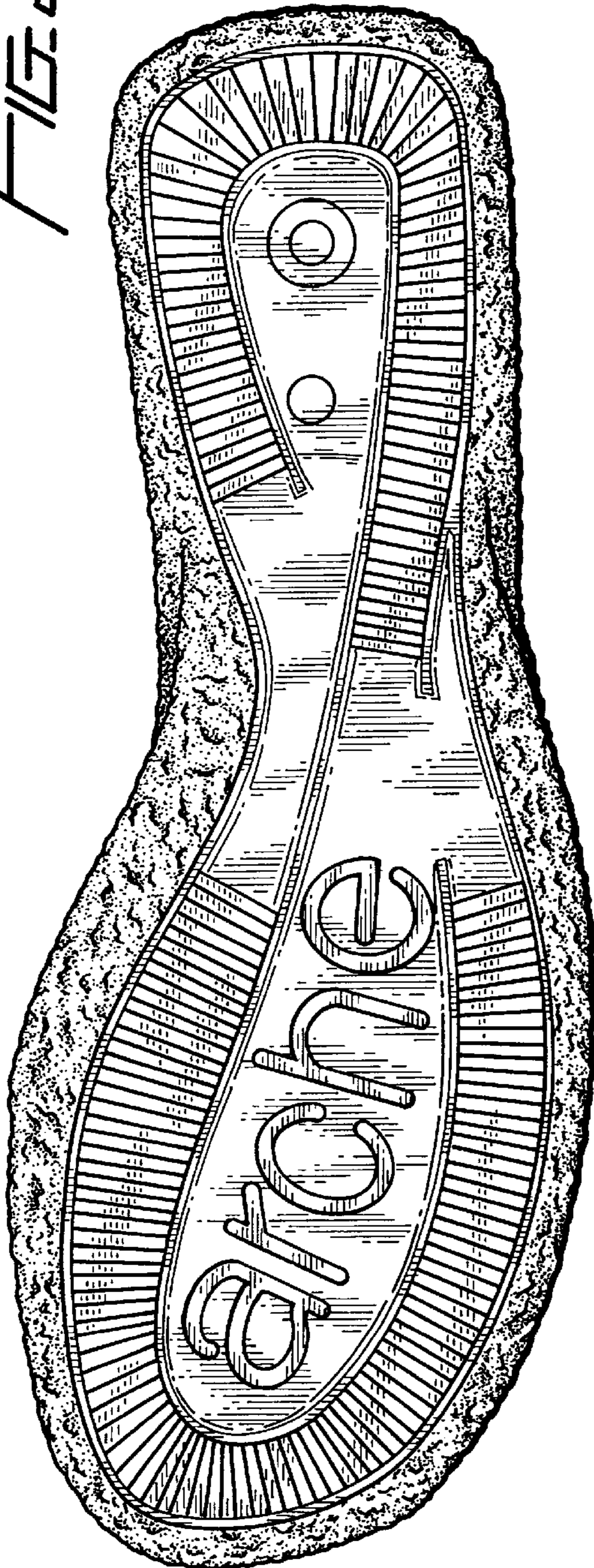


FIG. 3

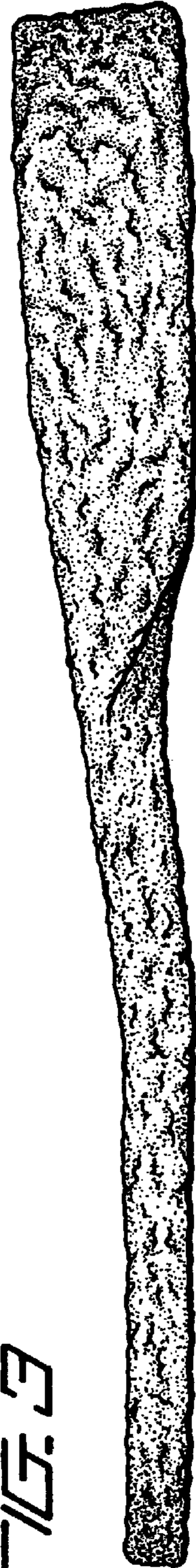


FIG. 4




FIG. 6




FIG. 5