



US00D433556S

United States Patent [19] Merceron

[11] Patent Number: Des. 433,556

[45] Date of Patent: ** Nov. 14, 2000

[54] SHOE SOLE

[75] Inventor: **Jean Paul Merceron**, Monthodon, France

[73] Assignee: **L'Article Chaussant Europeen**, Chateau-Renault, France

[**] Term: **14 Years**

[21] Appl. No.: **29/106,596**

[22] Filed: **Jun. 21, 1999**

[51] LOC (7) Cl. **02-04**

[52] U.S. Cl. **D2/952; D2/947; D2/951; D2/954; D2/960**

[58] Field of Search D2/896, 897, 902, D2/906, 908, 909, 914, 916, 919, 946-962, 964, 977; 36/3 B, 11.5, 12-15, 25 R, 28, 32 R, 44, 59 C, 66, 75 R, 76 R, 85, 101, 102, 104, 106, 113-115, 124, 126, 127-130

[56] **References Cited**

U.S. PATENT DOCUMENTS

D. 229,644	12/1973	Persson	D2/955
D. 301,181	5/1989	Brill	D2/955
D. 347,105	5/1994	Johnson	D2/952
D. 352,154	11/1994	Merceron	D2/952
D. 352,155	11/1994	Merceron	D2/952
D. 352,157	11/1994	Merceron	D2/957
D. 353,480	12/1994	Merceron	D2/956
D. 378,240	3/1997	Merceron	D2/953

D. 379,114	5/1997	Merceron	D2/952
D. 384,794	10/1997	Merceron	D2/953
D. 386,288	11/1997	Merceron	D2/953
D. 388,241	12/1997	Merceron	D2/959
D. 391,042	2/1998	Merceron	D2/951
D. 391,748	3/1998	Koh	D2/951
D. 394,142	5/1998	Merceron	D2/960
D. 397,546	9/1998	Merceron	D2/951
D. 399,040	10/1998	Merceron	D2/954
D. 402,093	12/1998	Merceron	D2/952
D. 405,943	2/1999	Merceron	D2/957
D. 412,394	8/1999	Loveder	D2/959
D. 413,012	8/1999	Challant	D2/960

Primary Examiner—Celia Murphy
Attorney, Agent, or Firm—Jacobson, Price, Holman & Stern, PLLC

[57] **CLAIM**

The ornamental design for a shoe sole, as shown and described.

DESCRIPTION

FIG. 1 is a bottom plan view showing my new design for a shoe sole,

FIG. 2 is a left side elevational view thereof,

FIG. 3 is a right side elevational view thereof,

FIG. 4 is a toe end elevational view thereof,

FIG. 5 is a heel end elevational view thereof, and,

FIG. 6 is a perspective view thereof.

The top surface of the shoe sole is plain except for the beveled edge.

1 Claim, 4 Drawing Sheets

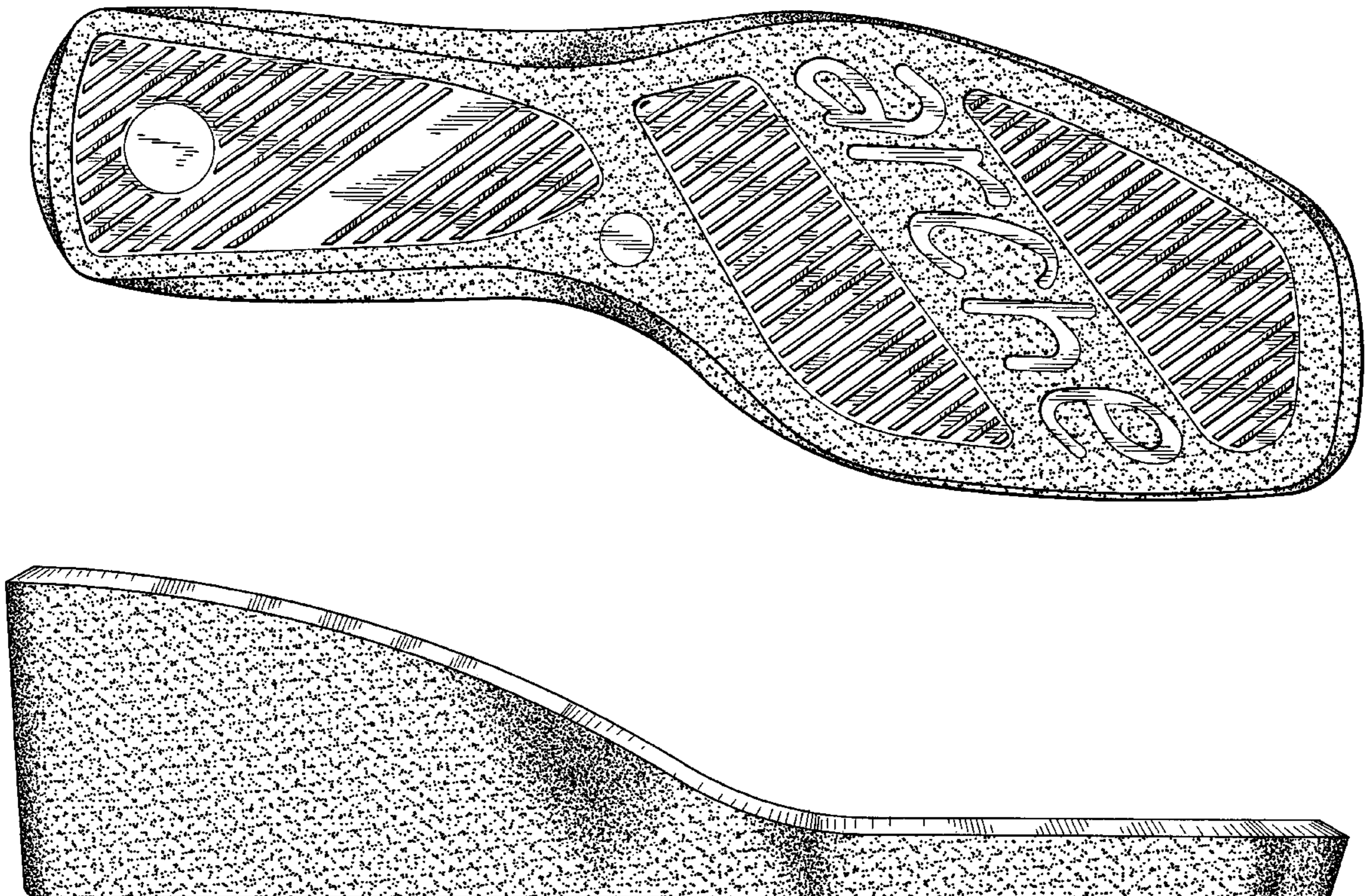


FIG. 1

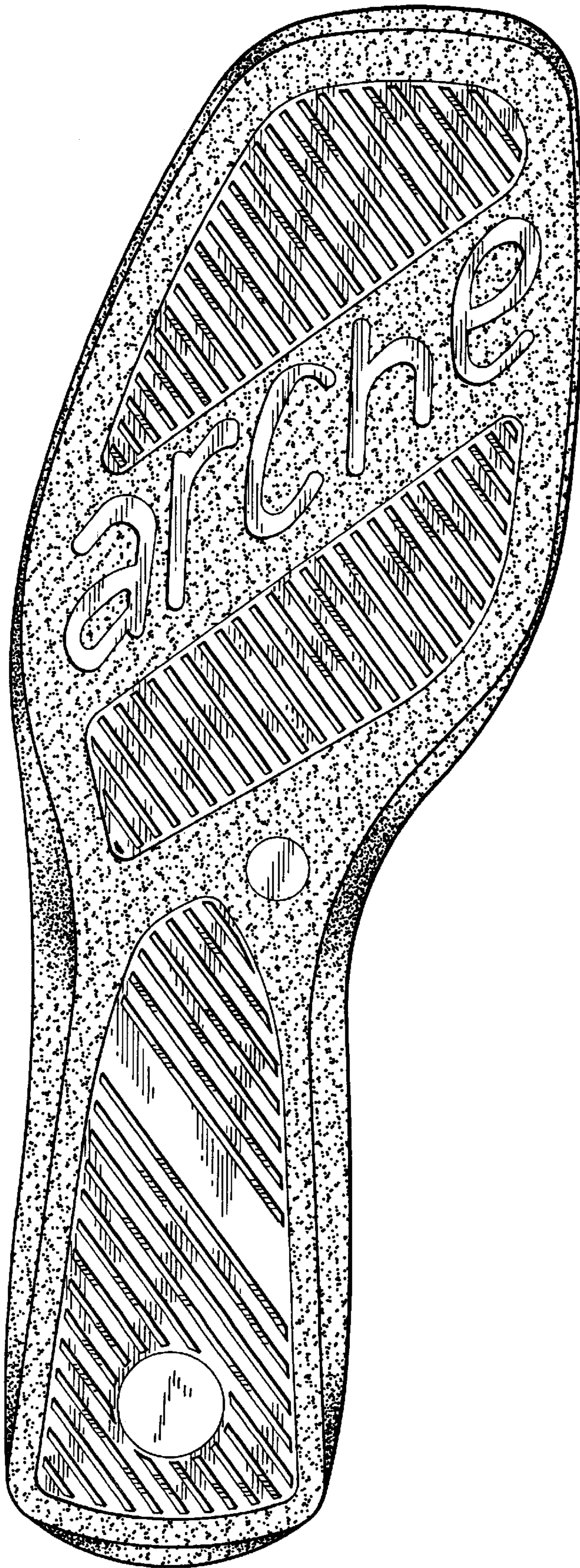


FIG. 2

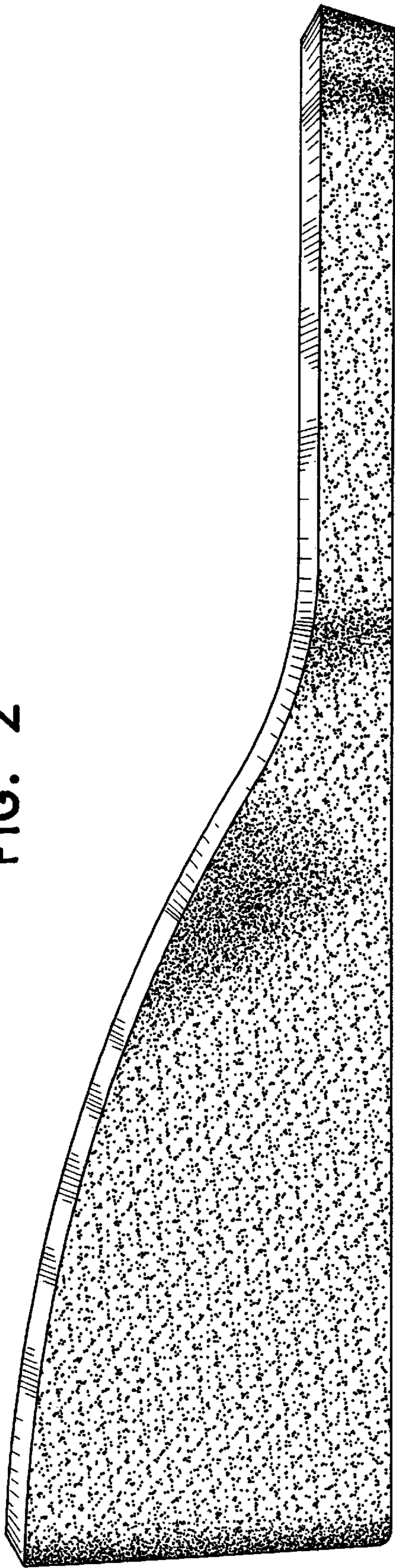


FIG. 3

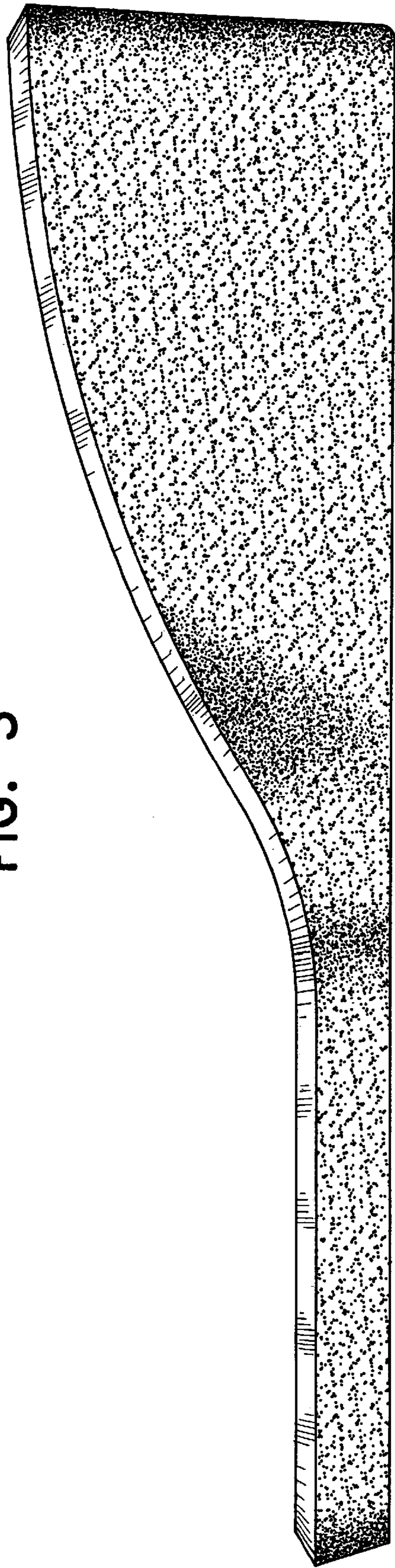


FIG. 4

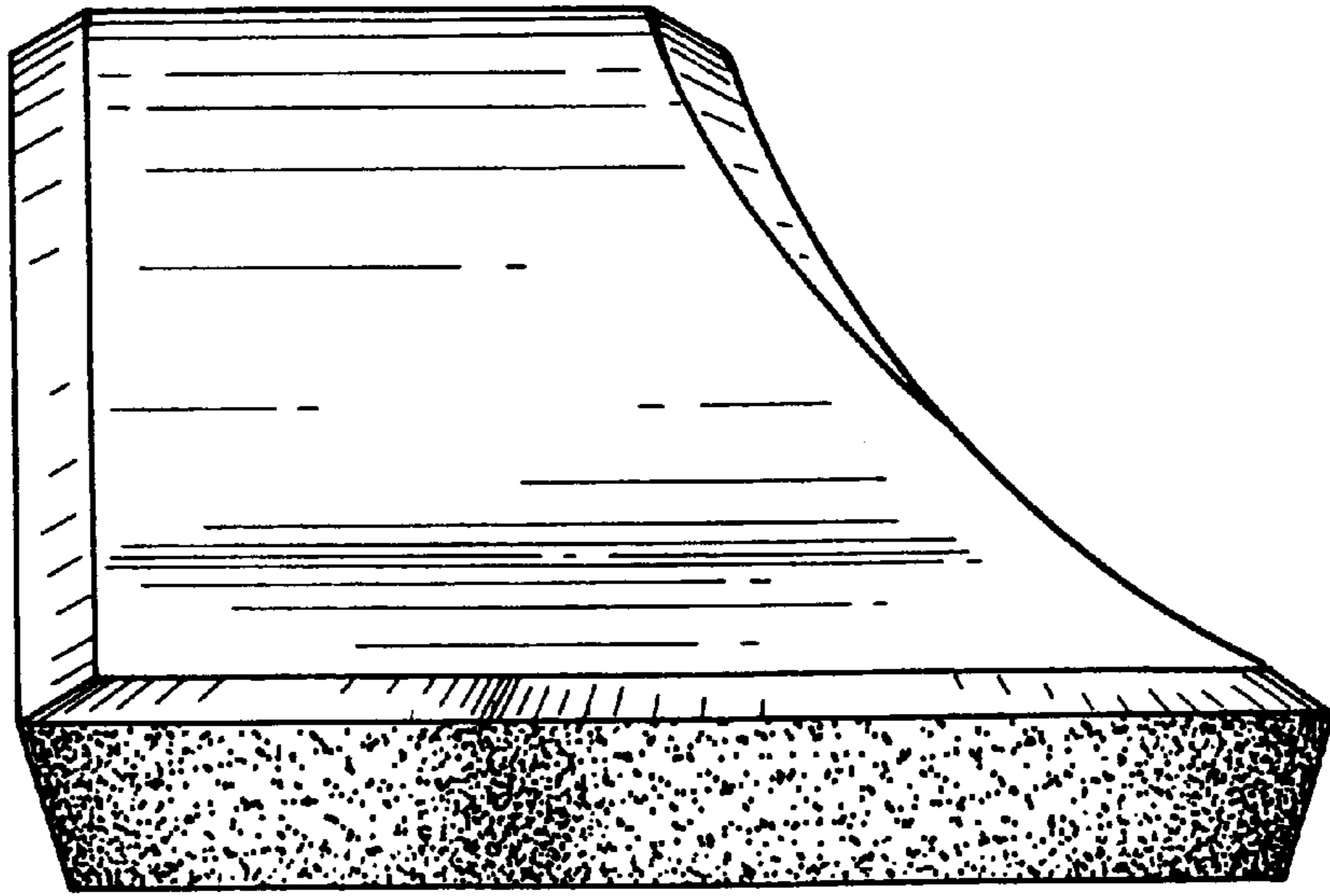
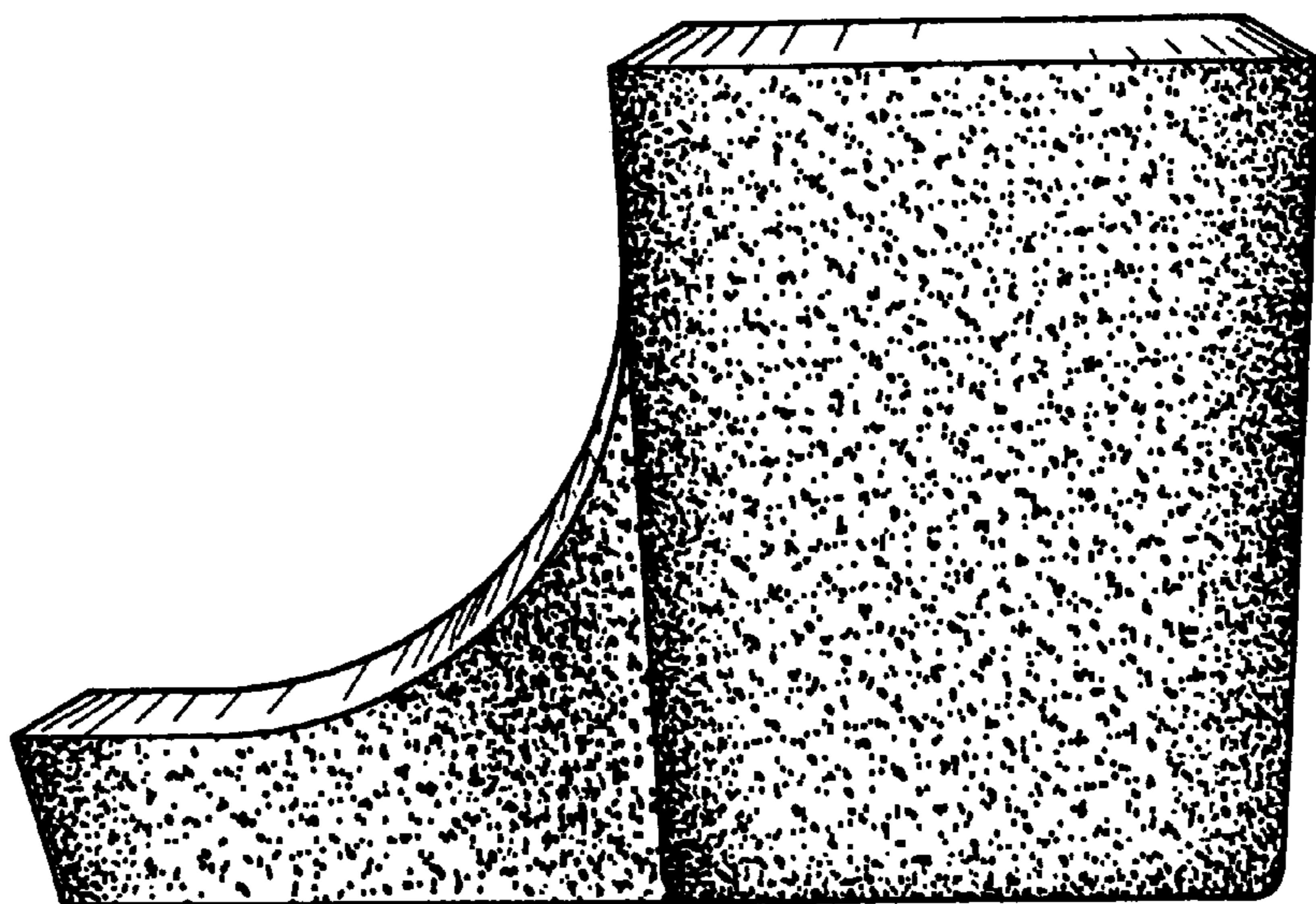


FIG. 5



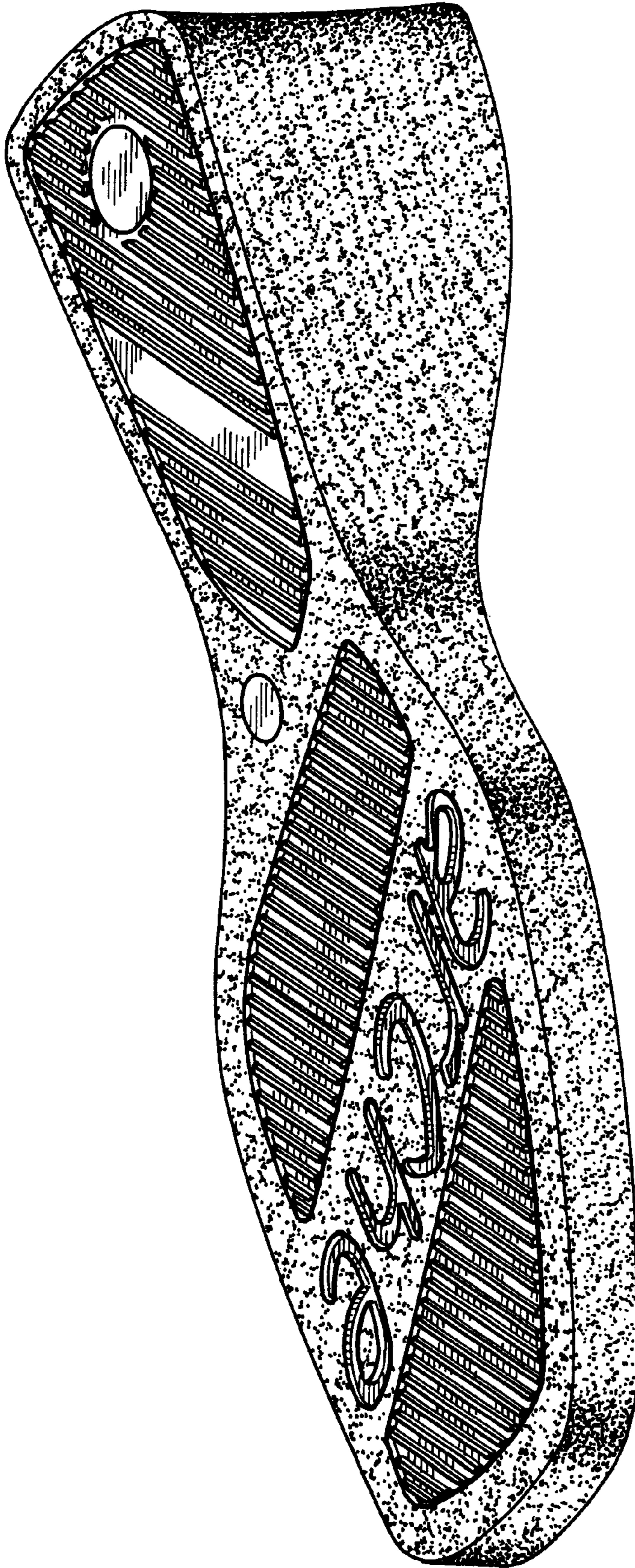


FIG. 6