



US00D433534S

**United States Patent** [19]  
**Schwartz**

[11] **Patent Number: Des. 433,534**

[45] **Date of Patent: \*\* Nov. 7, 2000**

[54] **SET OF TIPS FOR FINGERNAILS AND TOENAILS**

[76] Inventor: **Laurent Schwartz**, 150 rue du Faubourg Saint Denis, Paris, France, 75010

[\*\*] Term: **14 Years**

[21] Appl. No.: **29/112,461**

[22] Filed: **Oct. 18, 1999**

[51] **LOC (7) Cl.** ..... **28-03**

[52] **U.S. Cl.** ..... **D28/56**

[58] **Field of Search** ..... D28/56; 132/73

[56] **References Cited**

**U.S. PATENT DOCUMENTS**

D. 372,110	7/1996	Aylott	.....	D28/56
D. 376,224	12/1996	Fojon	.....	D28/56
D. 380,867	7/1997	Agee, II et al.	.....	D28/56
D. 384,440	9/1997	Meyerovich	.....	D28/56
D. 388,544	12/1997	Meyerovich	.....	D28/56

D. 396,130	7/1998	Shilinsky et al.	.....	D28/56
D. 413,183	8/1999	Drake	.....	D28/56
4,007,748	2/1977	Matranga et al.	.....	132/73
4,625,740	12/1986	Roth	.....	132/73
5,070,892	12/1991	Trematerra	.....	132/73
5,450,864	9/1995	LaJoie et al.	.....	132/73

*Primary Examiner*—Dominic Simone

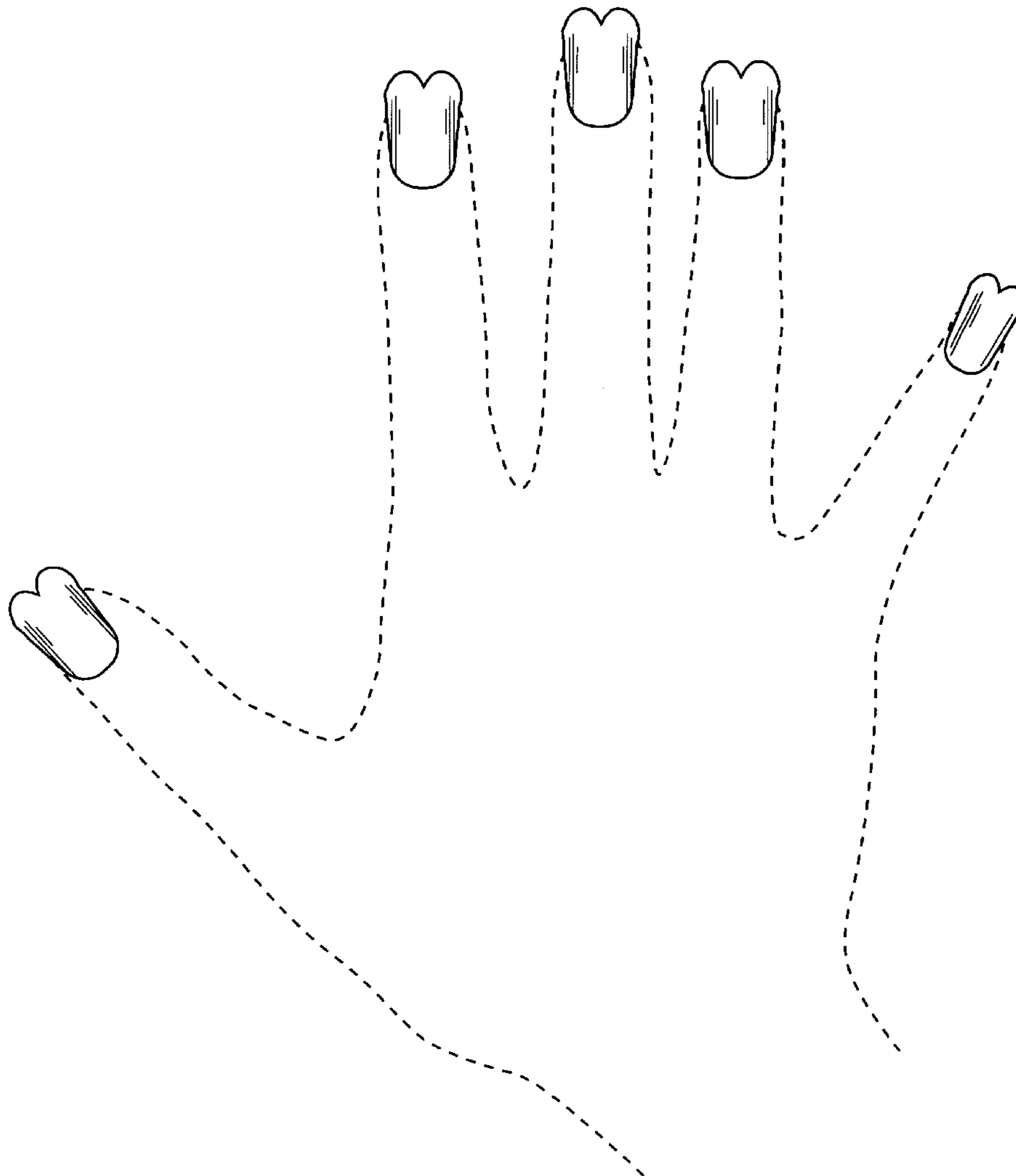
[57] **CLAIM**

The ornamental design for a set of tips for fingernails and toenails, as shown.

**DESCRIPTION**

FIG. 1 is a top plan view of a set of tips for fingernails and toenails showing my new design, the hand shown in broken lines for clarity of disclosure;  
FIG. 2 is a top plan view thereof, the foot shown in broken lines for clarity of disclosure;  
FIG. 3 is a left side view of a nail tip, shown separately for ease of illustration, the right side being a mirror image; and,  
FIG. 4 is a front elevational view of FIG. 3.

**1 Claim, 4 Drawing Sheets**



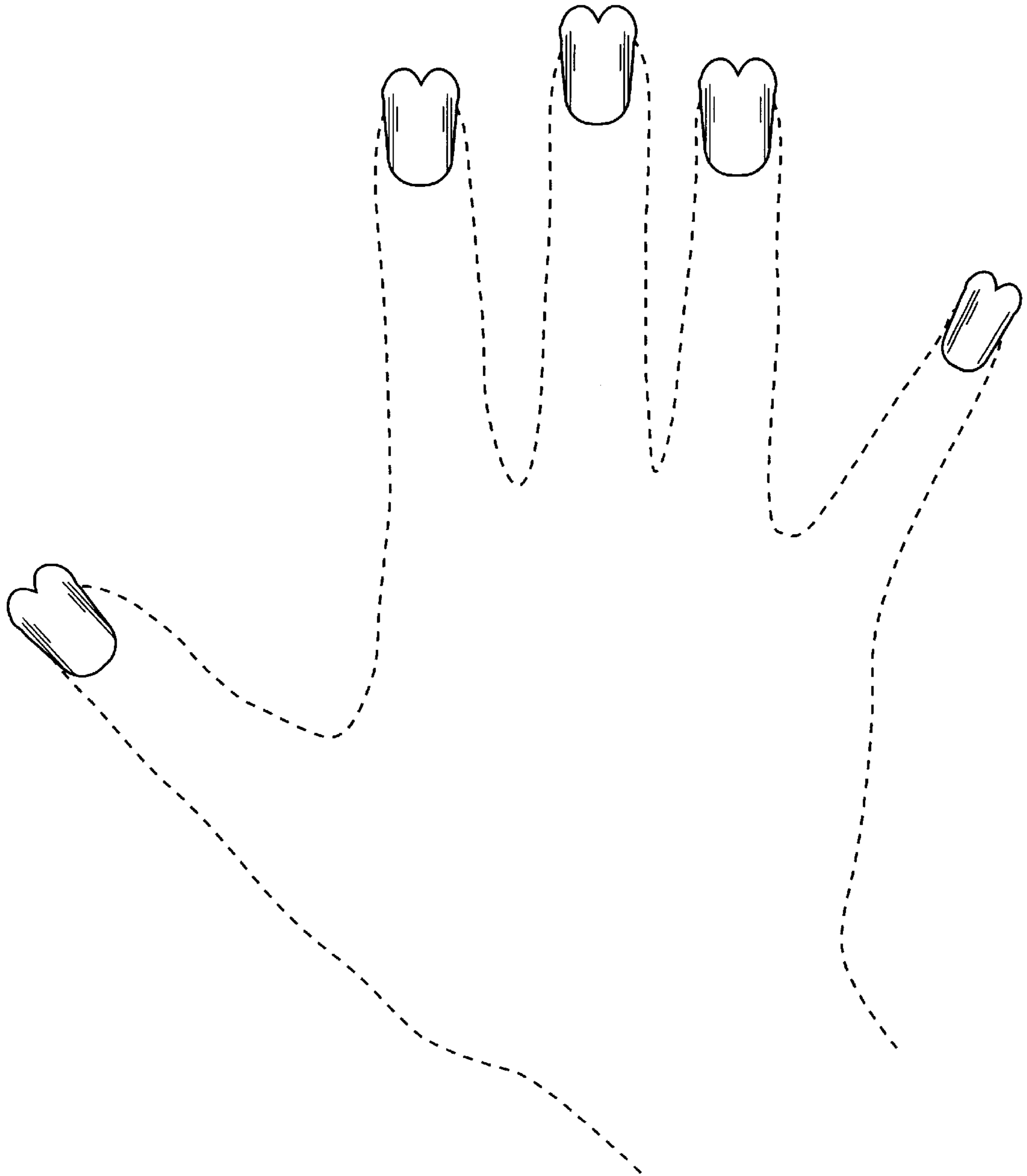


Figure. 1

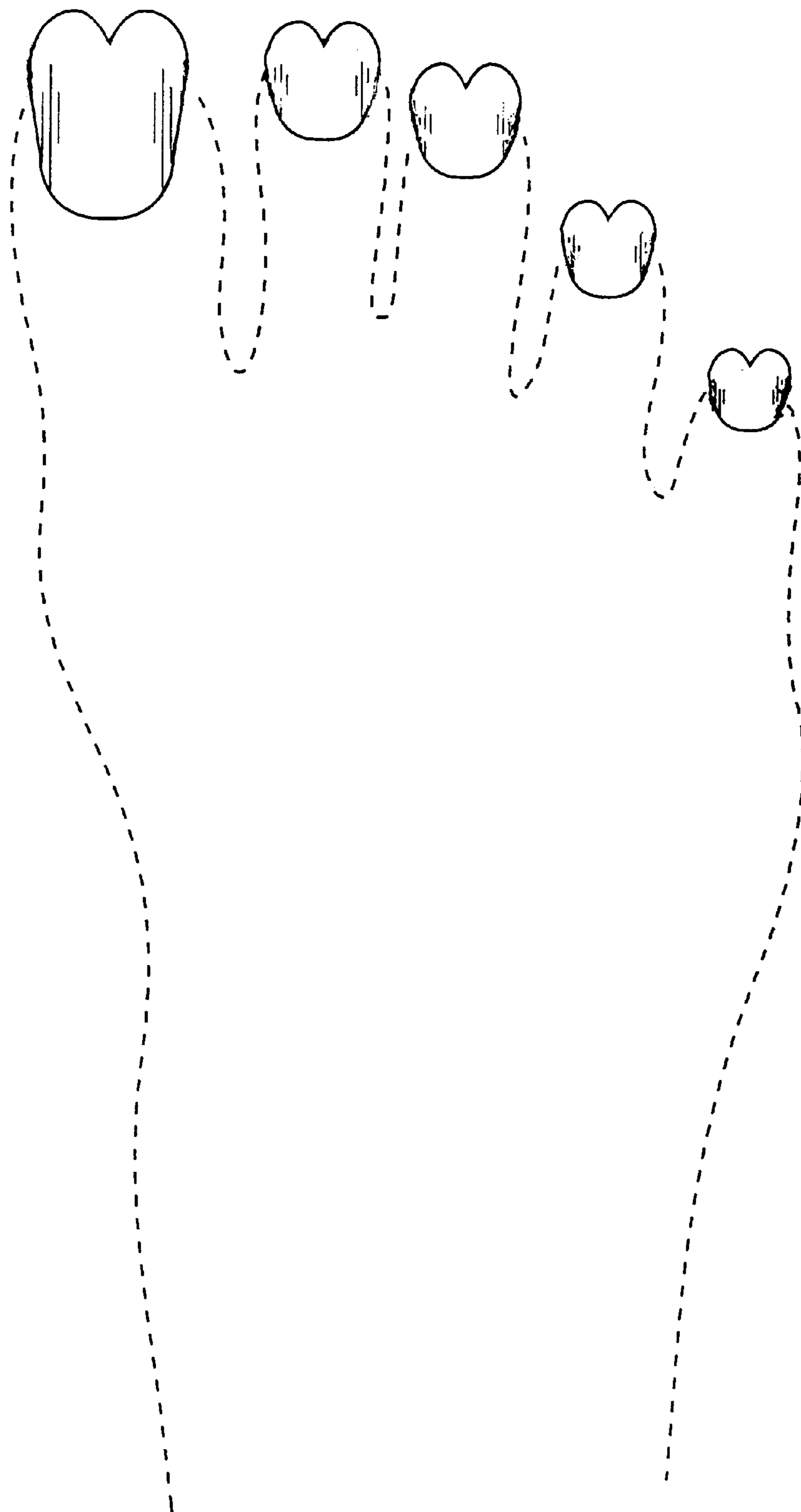
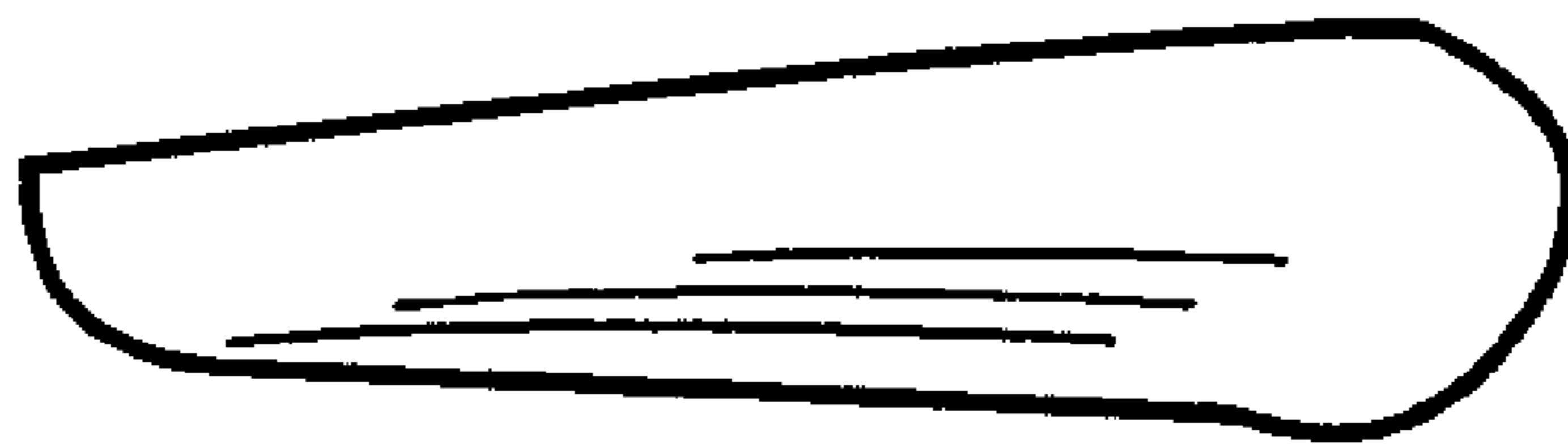


Figure. 2



**Figure. 3**



**Figure. 4**