



US00D433512S

United States Patent [19]
Grange

[11] **Patent Number: Des. 433,512**

[45] **Date of Patent: ** Nov. 7, 2000**

[54] **SHELTER**

[75] Inventor: **Kenneth Henry Grange**, London,
United Kingdom

[73] Assignee: **Clear Channel International Limited**,
London, United Kingdom

[**] Term: **14 Years**

[21] Appl. No.: **29/112,996**

[22] Filed: **Oct. 27, 1999**

[30] **Foreign Application Priority Data**

Apr. 29, 1999 [GB] United Kingdom 2083030

[51] **LOC (7) Cl.** **25-03**

[52] **U.S. Cl.** **D25/1**

[58] **Field of Search** 52/36.1, 36.2,
52/79.1; D25/1, 4

[56] **References Cited**

U.S. PATENT DOCUMENTS

- D. 336,136 6/1993 Foster D25/1
- D. 338,073 8/1993 Wall D25/1
- 2,572,732 10/1951 Keklen et al. 52/36.2

Primary Examiner—Doris Clark

Attorney, Agent, or Firm—Fulbright & Jaworski L.L.P.

[57] **CLAIM**

I claim the ornamental design for a shelter, as shown and described.

DESCRIPTION

FIG. 1 is a front view of a first embodiment of my design for a shelter.

FIG. 2 is a rear view thereof;

FIG. 3 is a side view thereof;

FIG. 4 is the opposite side view thereof; and

FIG. 5 is a plan view thereof.

FIG. 6 is a front view of a second embodiment of my design for a shelter.

FIG. 7 is a rear view thereof;

FIG. 8 is a side view thereof, wherein the opposite side view is a mirror image thereof; and

FIG. 9 is a plan view thereof.

FIG. 10 is a front view of a third embodiment of my design for a shelter.

FIG. 11 is a rear view thereof;

FIG. 12 is a side view thereof, wherein the opposite side view is a mirror image thereof; and,

FIG. 13 is a plan view thereof.

1 Claim, 3 Drawing Sheets




FIG. 1




FIG. 2




FIG. 3




FIG. 4

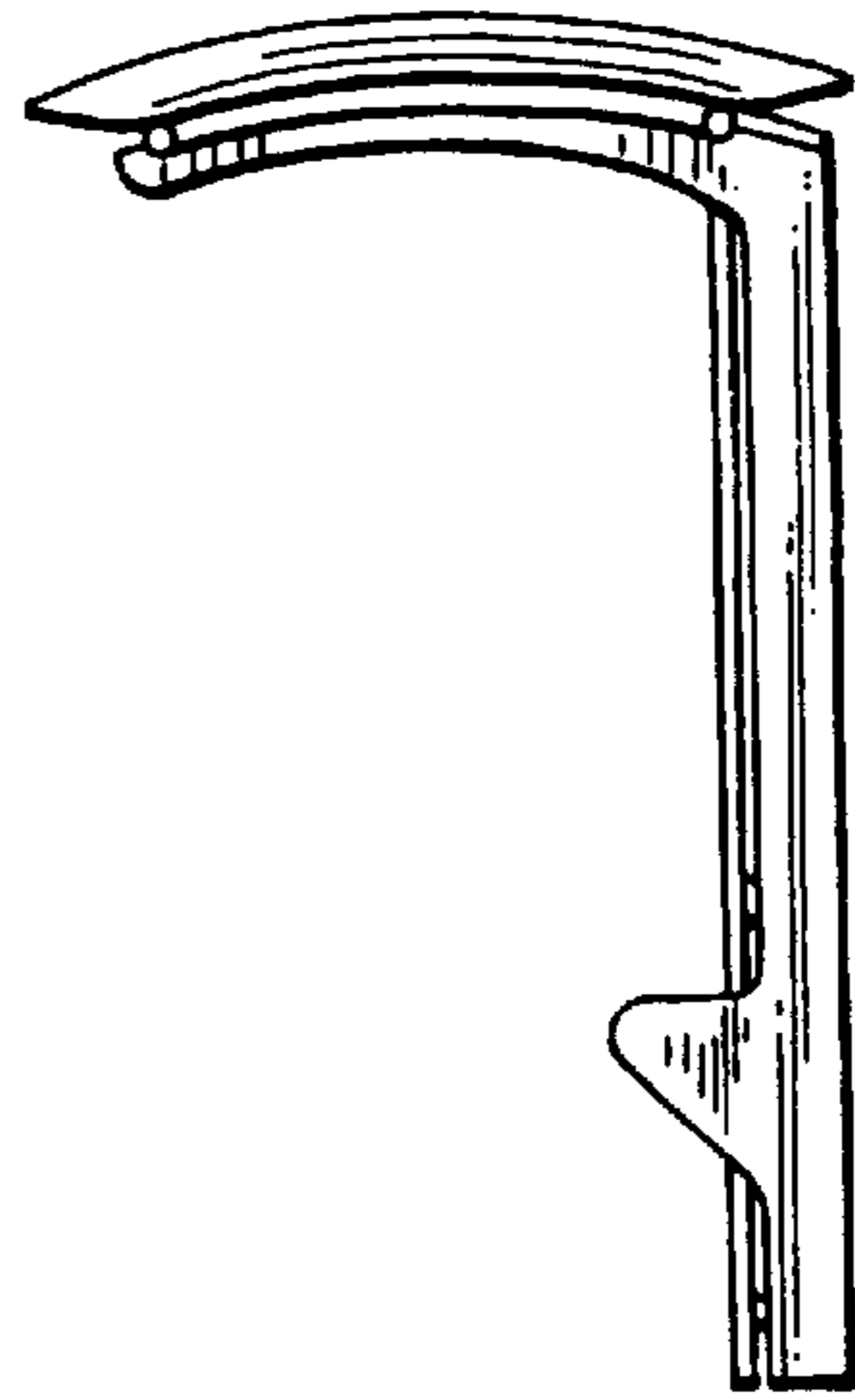


FIG. 5

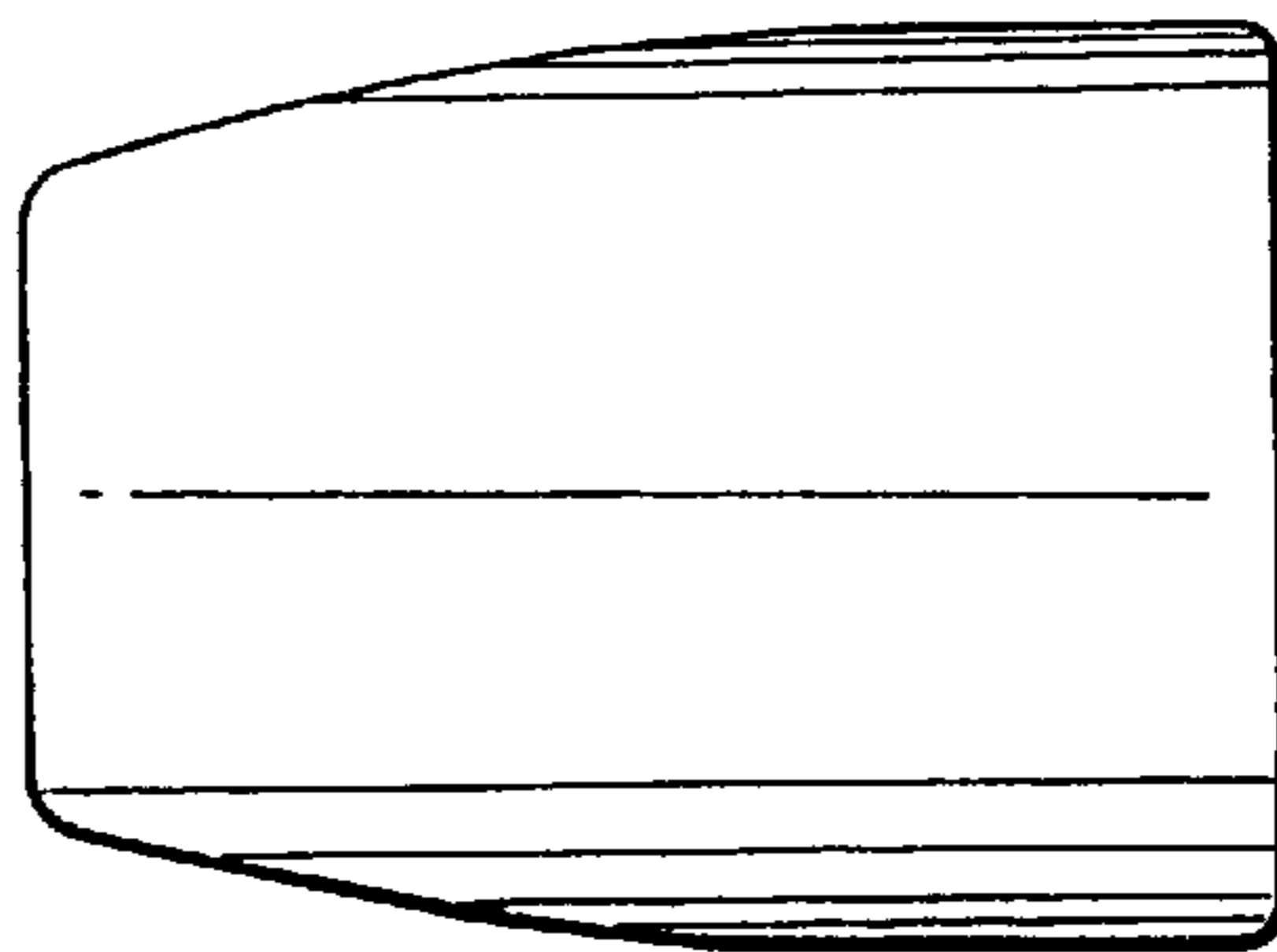


FIG. 6




FIG. 7




FIG. 8




FIG. 9




FIG. 10

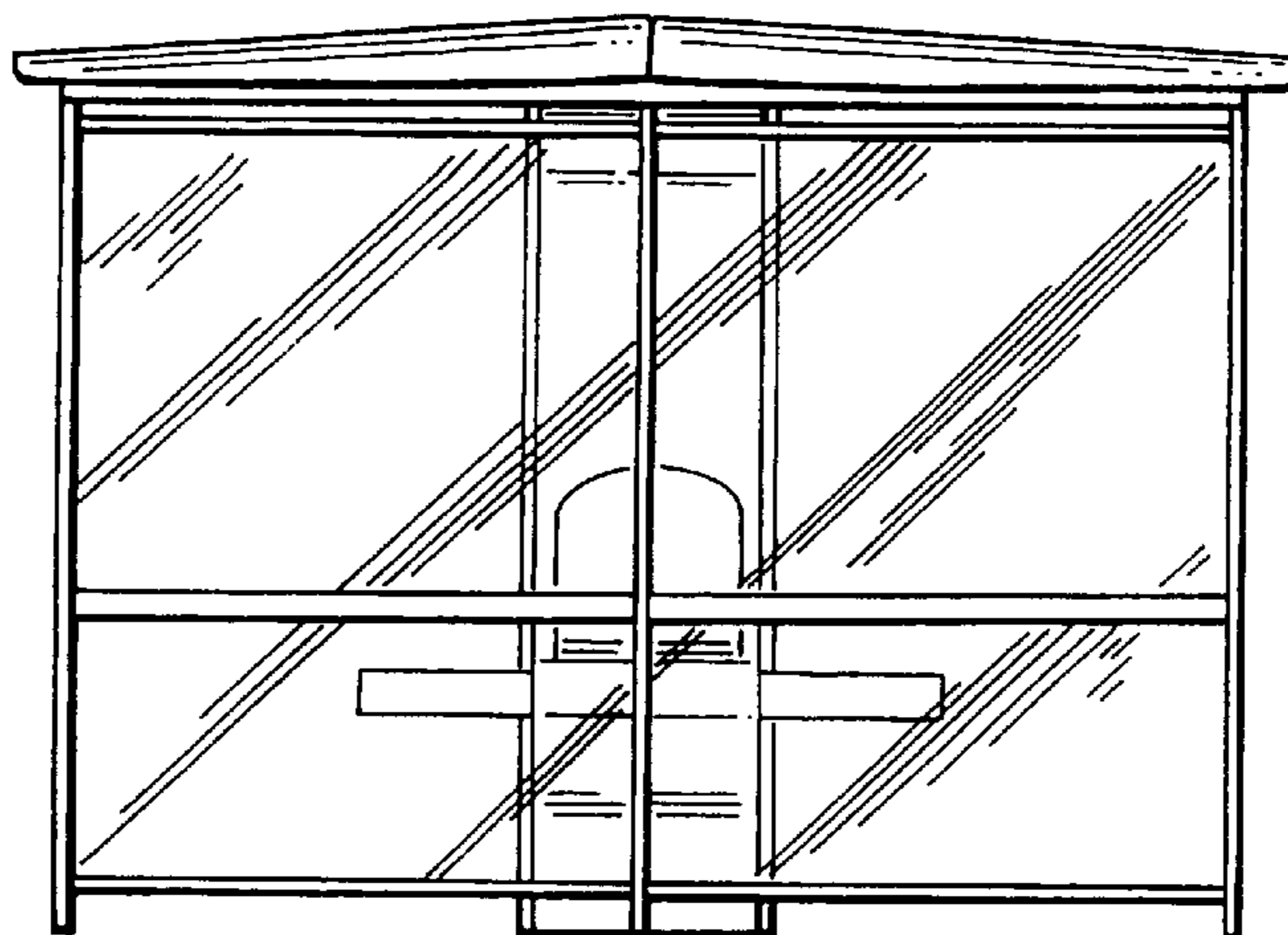


FIG. 11




FIG. 12




FIG. 13

