



US00D433509S

United States Patent [19]

Strauch et al.

[11] Patent Number: **Des. 433,509**

[45] Date of Patent: **** Nov. 7, 2000**

[54] **BODY SLING**

[75] Inventors: **Robert Strauch**, Dearborn Heights;
Stephen C. Strauch, Livonia, both of Mich.

[73] Assignee: **Q-Branch Technologies, LTD**, Dearborn Hts., Mich.

[**] Term: **14 Years**

[21] Appl. No.: **29/072,052**

[22] Filed: **Jun. 12, 1997**

[51] **LOC (7) Cl.** **24-01**

[52] **U.S. Cl.** **D24/190; D12/128**

[58] **Field of Search** D24/190, 183;
128/870; 602/4; 5/625, 627, 628; D12/128,
132, 133

[56] References Cited

U.S. PATENT DOCUMENTS

D. 244,315 5/1977 Havstad D24/183
D. 248,966 8/1978 Johansson D24/183

D. 312,992 12/1990 Leibman D12/128
D. 325,185 4/1992 Markiw D24/183
D. 329,216 9/1992 Beeley et al. D12/128
2,594,883 4/1952 Donnen 128/870
3,737,923 6/1973 Prolo 5/628
5,113,876 5/1992 Herman 128/870
5,214,813 6/1993 Gastle et al. 5/625
5,285,797 2/1994 Zeller 128/870
5,560,059 10/1996 McQueen 5/625

Primary Examiner—Louis S. Zarfaz
Assistant Examiner—Gregory Andoll
Attorney, Agent, or Firm—Robert Strauch; Stephen C. Strauch

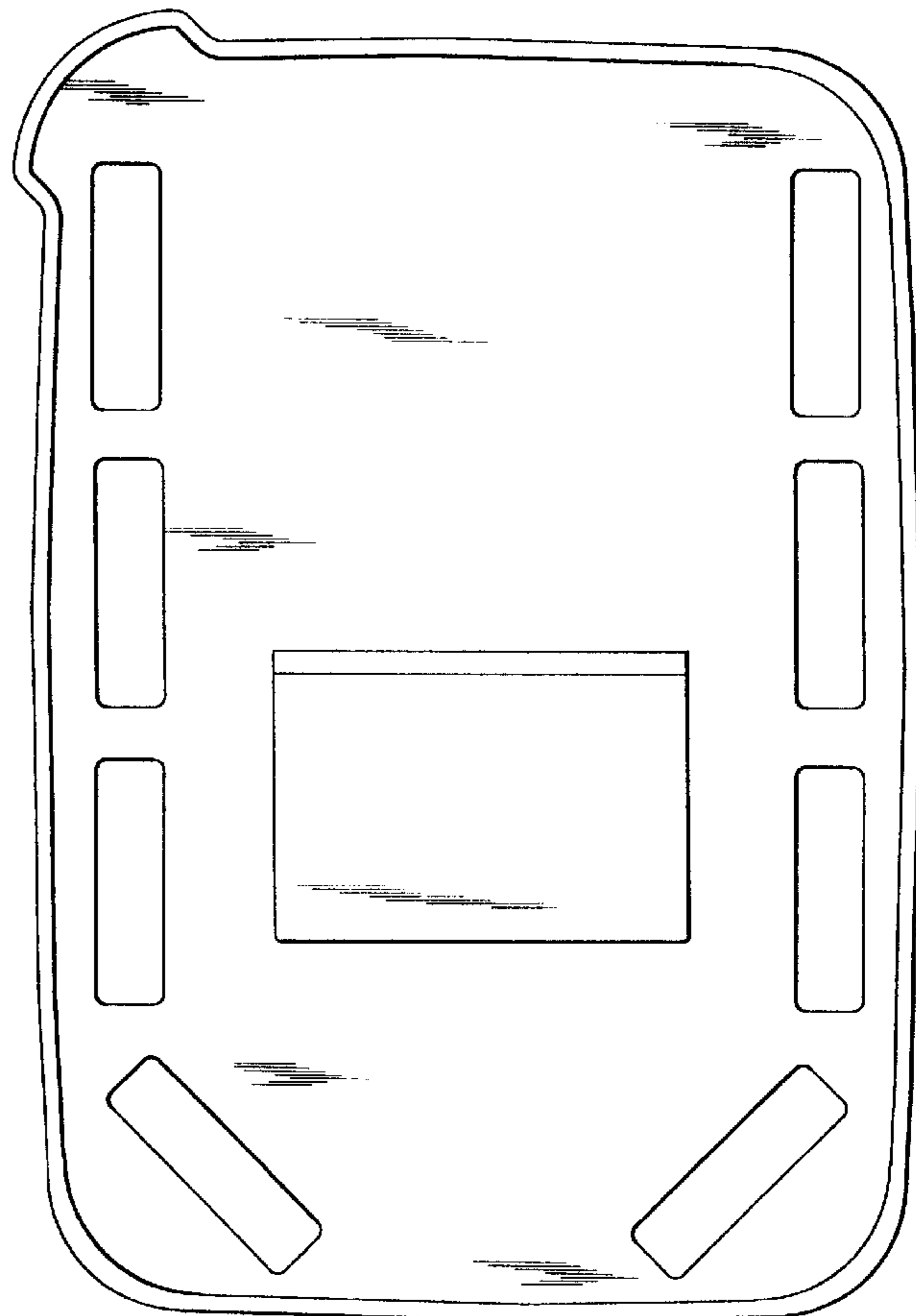
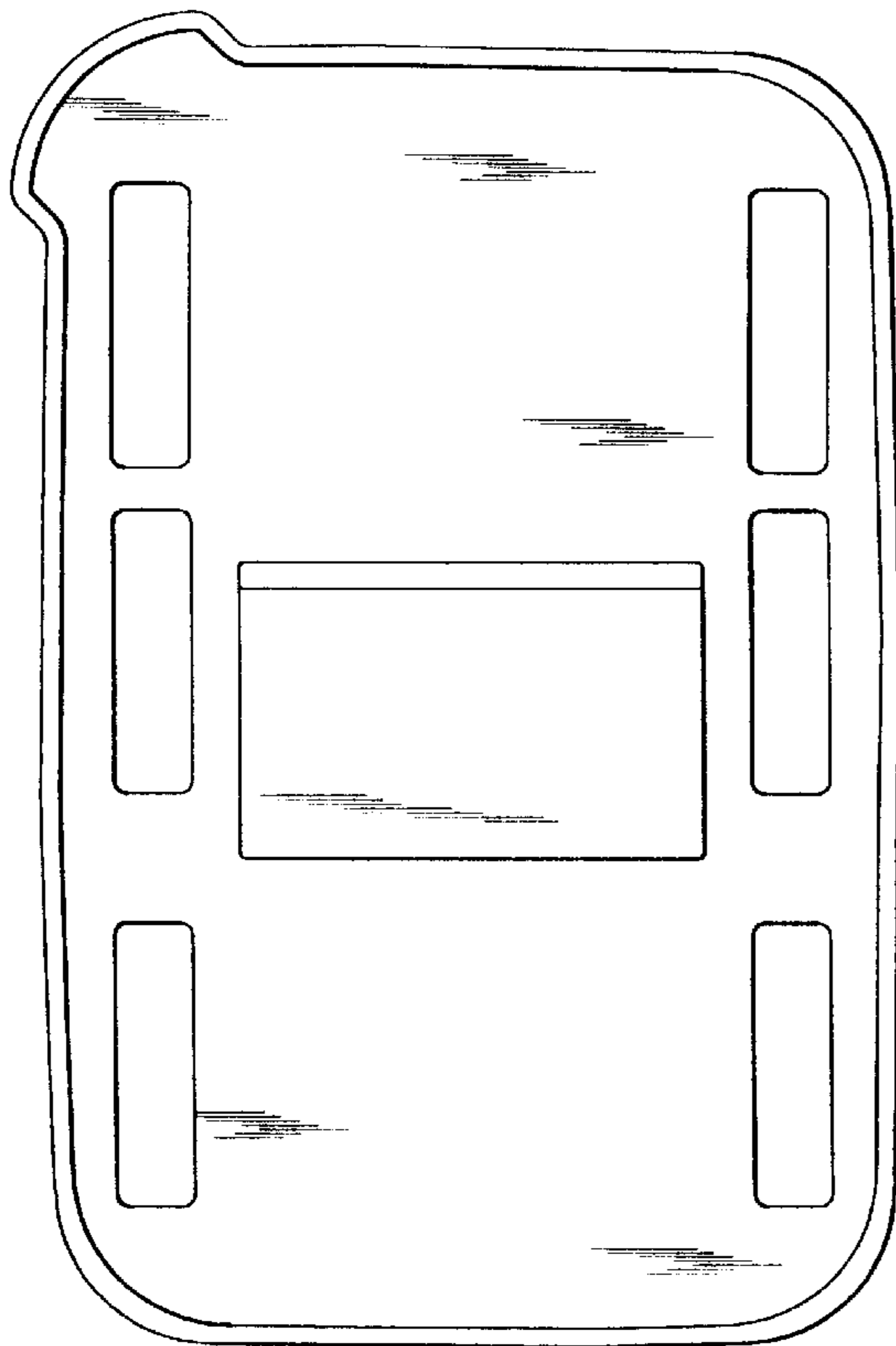
[57] CLAIM

The ornamental design for a body sling, as shown.

DESCRIPTION

FIG. 1 is a top view of a first embodiment of a body sling showing our new design; and, FIG. 2 is a top view of a second embodiment thereof. The bottom, right, left, front and back of the body sling form no part of the claimed design.

1 Claim, 2 Drawing Sheets



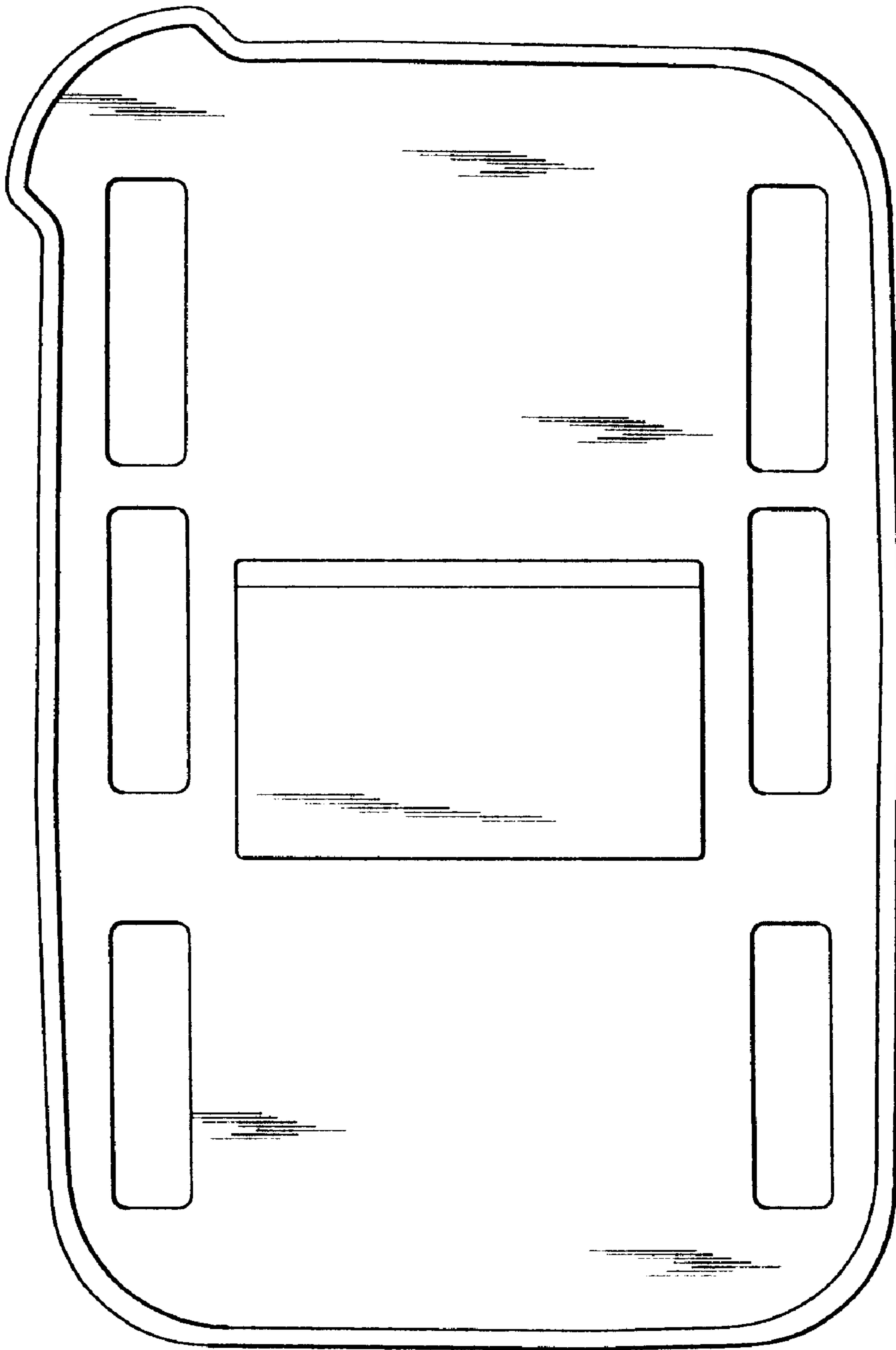


FIG. 1

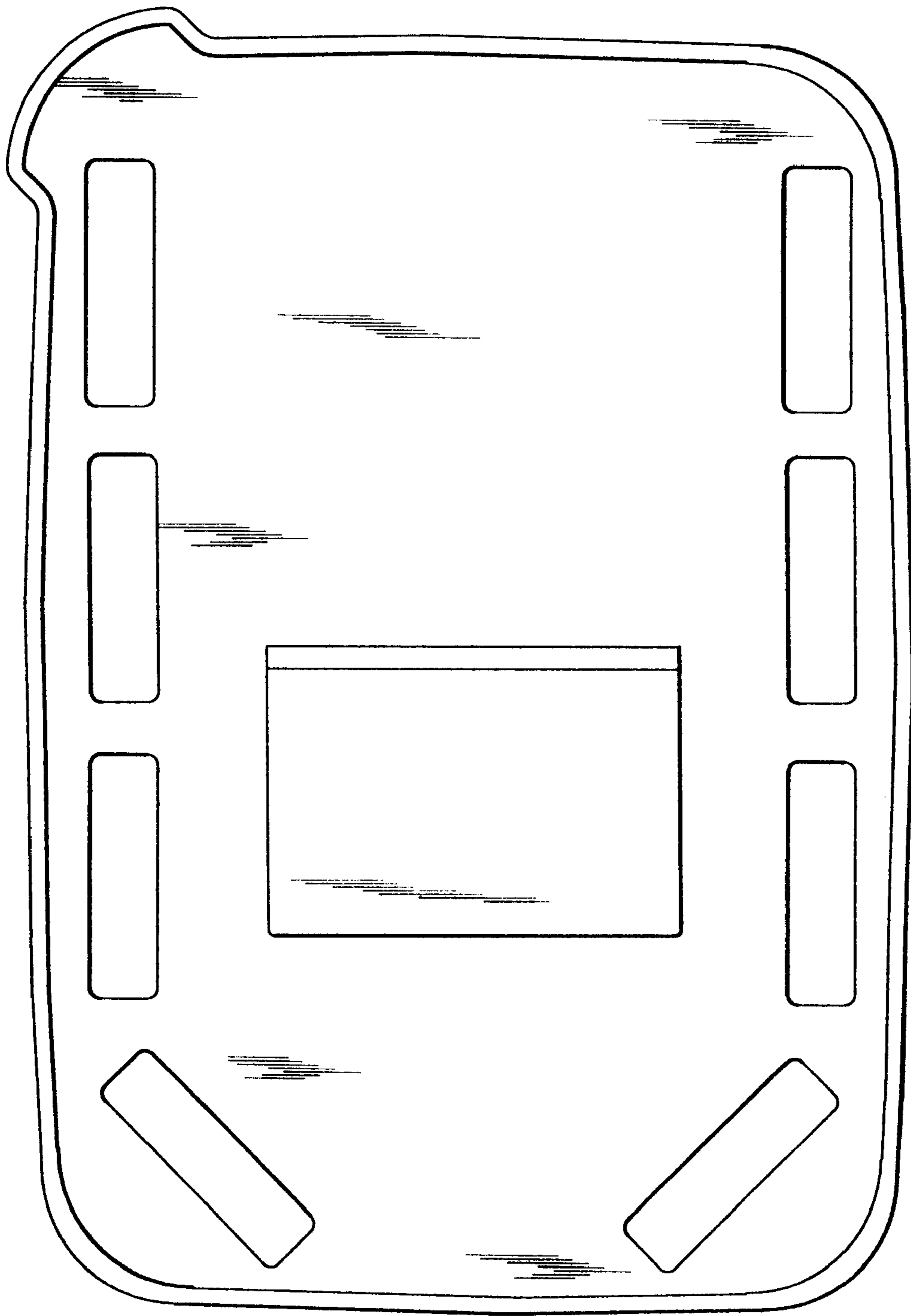


FIG. 2