



US00D433484S

United States Patent [19] Spangler

[11] **Patent Number: Des. 433,484**

[45] **Date of Patent: ** Nov. 7, 2000**

[54] **FAUCET HANDLE BODY**

[75] Inventor: **Anthony G. Spangler**, Greensburg, Ind.

[73] Assignee: **Masco Corporation of Indiana**, Indianapolis, Ind.

[**] Term: **14 Years**

[21] Appl. No.: **29/117,328**

[22] Filed: **Jan. 21, 2000**

[51] **LOC (7) Cl.** **23-01**

[52] **U.S. Cl.** **D23/249; D23/254**

[58] **Field of Search** **D23/238-243, D23/249, 250-254; D8/308, 321, DIG. 2, 300, 303, 352; 4/675-678; 16/110 R; 137/801**

[56] **References Cited**

U.S. PATENT DOCUMENTS

D. 291,590	8/1987	Benstsson	D23/241
D. 292,730	11/1987	Belaiche et al.	D23/250
D. 305,863	2/1990	Gresens et al.	D8/352
D. 318,717	7/1991	Spangler	D23/252
D. 322,307	12/1991	Chretien	D23/252
D. 325,772	4/1992	Carr	D23/252
D. 325,958	5/1992	Stairs et al.	D23/250
D. 327,532	6/1992	Ko	D23/252

D. 349,208	8/1994	Bollenbacher	D23/254
D. 372,764	8/1996	Dubin	D23/254
D. 409,289	5/1999	Hyde et al.	D23/252
D. 412,560	8/1999	Kuo	D23/238
D. 418,205	12/1999	Hyde et al.	D23/250
D. 419,220	1/2000	Warshawsky et al.	D23/252

Primary Examiner—Louis S. Zarfes
Assistant Examiner—Greg Andoll
Attorney, Agent, or Firm—Myron B. Kapustij; Lloyd D. Doigan

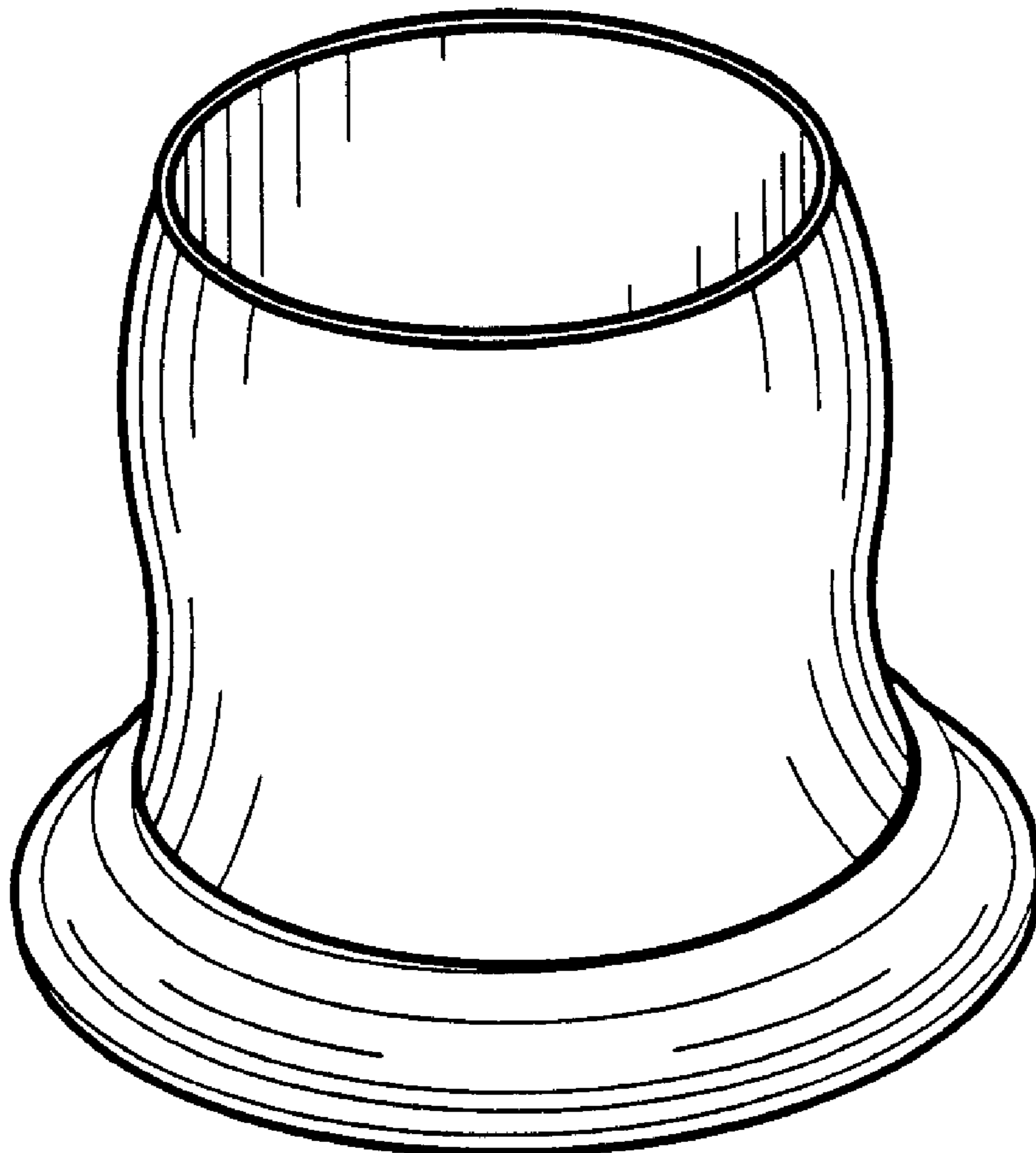
[57] **CLAIM**

The ornamental design for a faucet handle body, as shown and described.

DESCRIPTION

FIG. 1 is a front perspective view of the faucet handle body showing my new design;
FIG. 2 is a rear perspective view thereof;
FIG. 3 is a right side elevational view thereof, the left side being a mirror image;
FIG. 4 is a top plan view thereof; and,
FIG. 5 is a bottom plan view thereof.
The broken line showing of the faucet handle body top dome and blade in FIG. 1 are for purposes of illustration only and form no part of the claimed design.

1 Claim, 1 Drawing Sheet



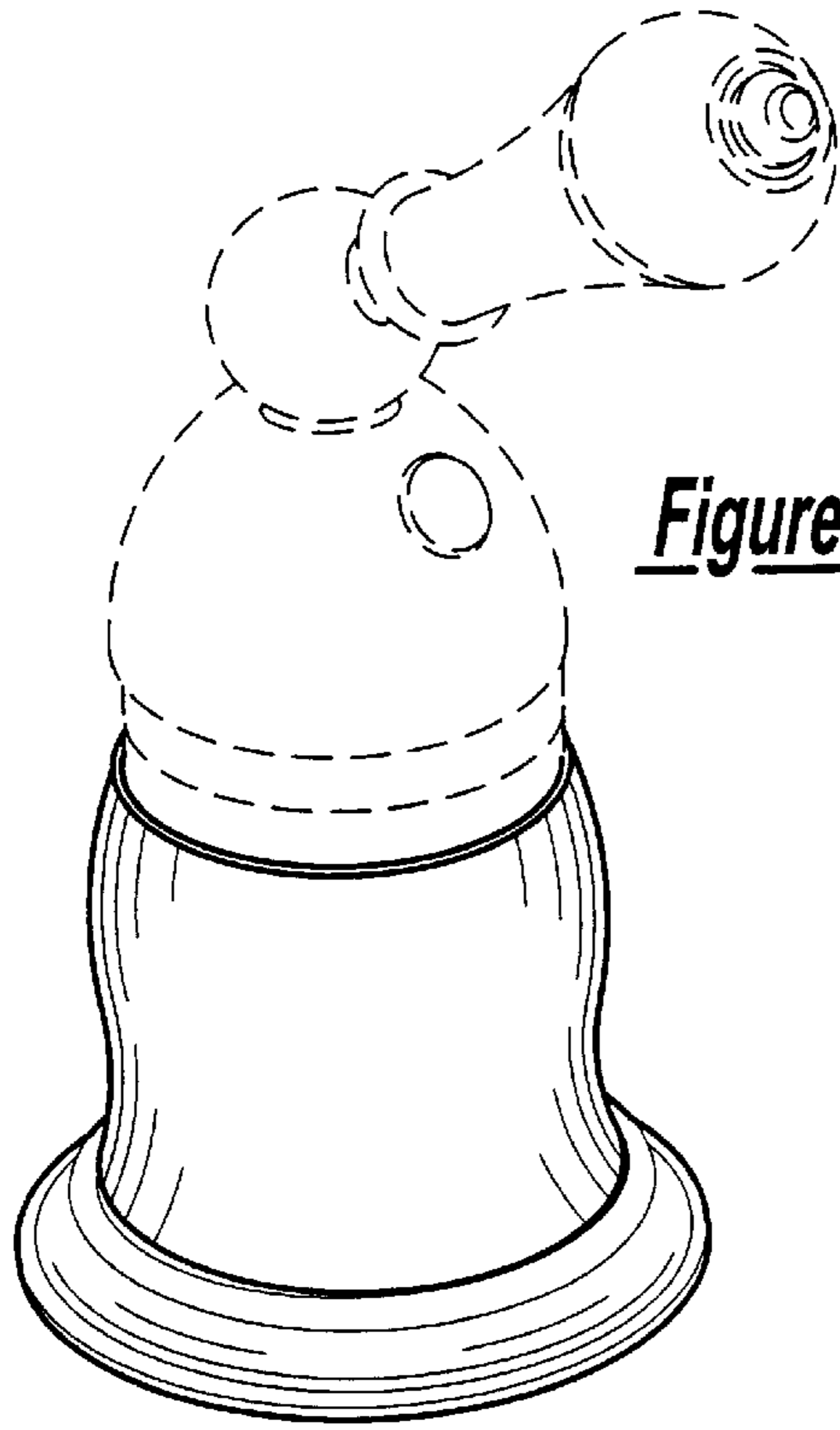


Figure - 1

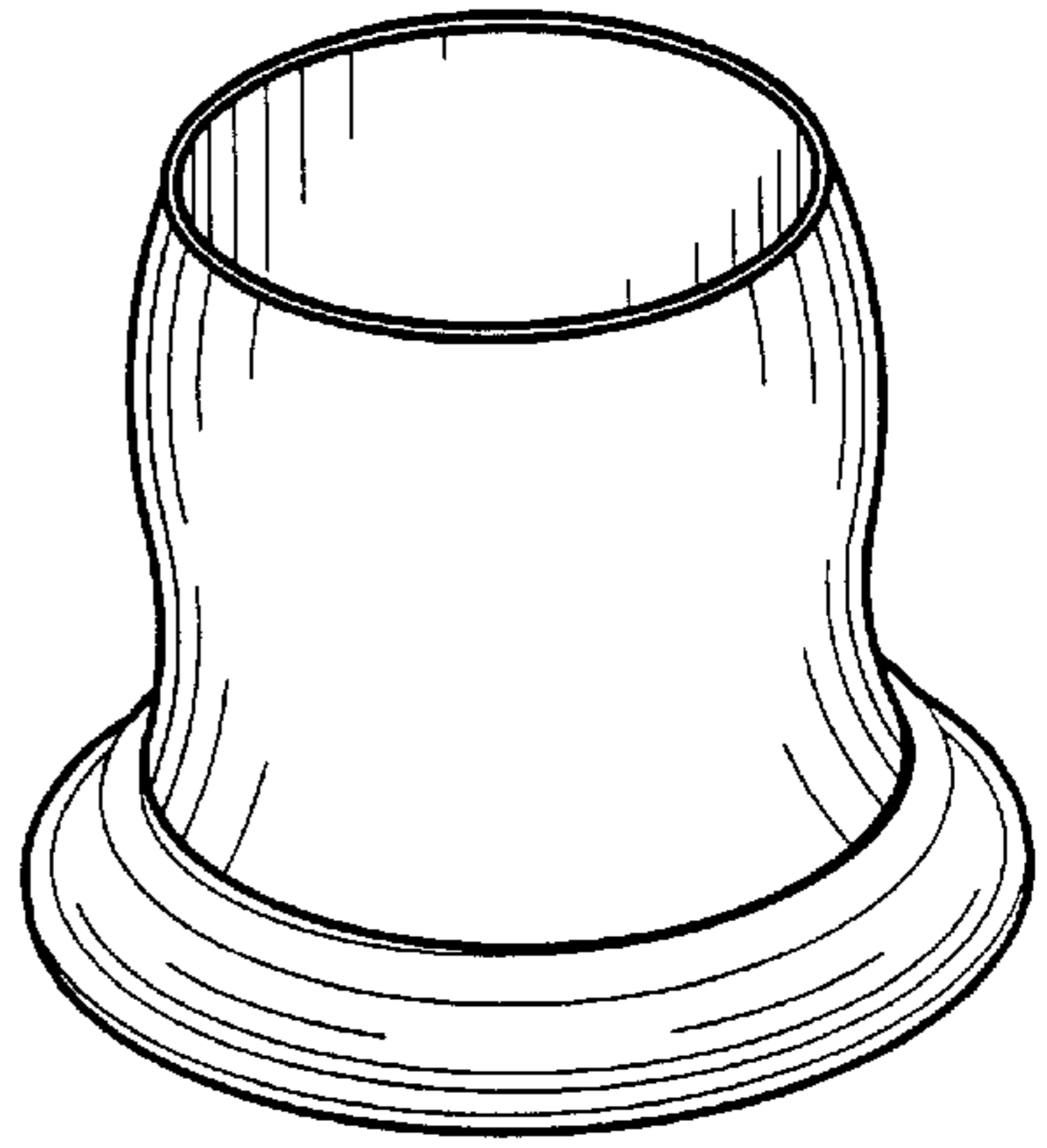


Figure - 2




Figure - 3

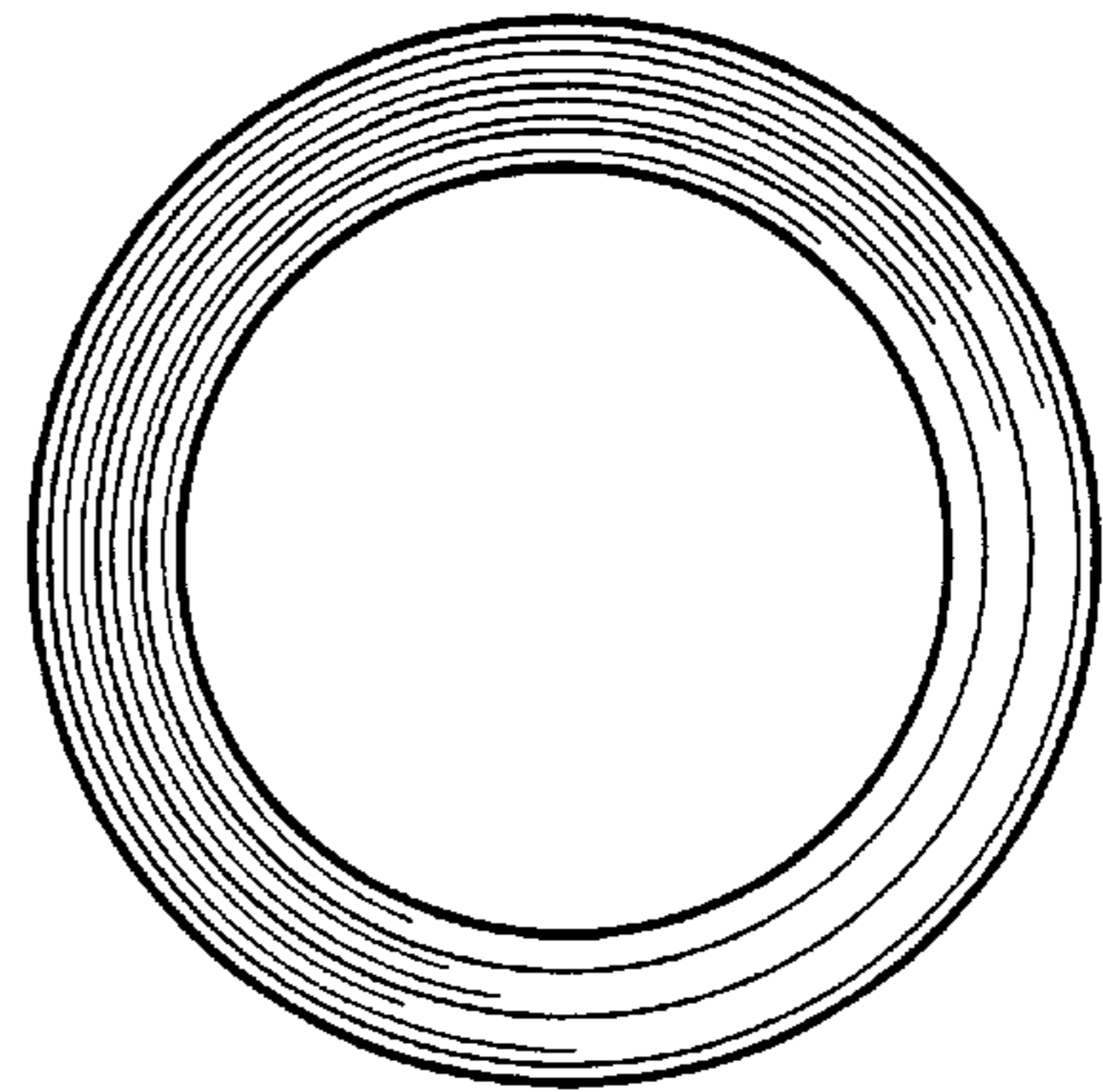


Figure - 4

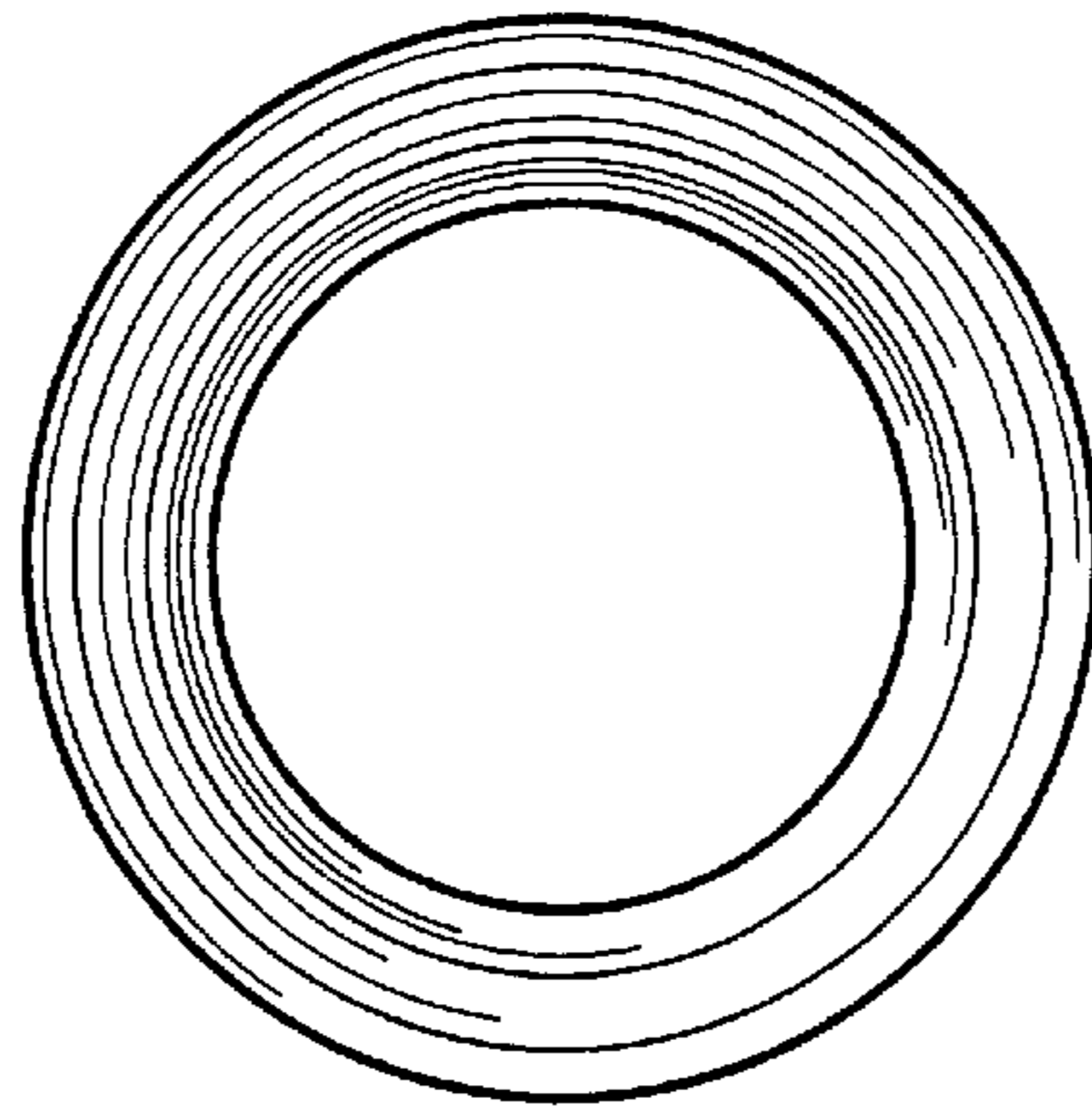


Figure - 5