



US00D433479S

# United States Patent [19] Simon

[11] Patent Number: **Des. 433,479**

[45] Date of Patent: **\*\* Nov. 7, 2000**

[54] **SLIP STREAM FEEDER**

5,666,987 9/1997 Combs ..... 239/310  
5,957,153 9/1999 Frey et al. .... 137/564.5

[75] Inventor: **David S. Simon**, West Palm Beach, Fla.

[73] Assignee: **Water Zone, Inc.**, West Palm Beach, Fla.

*Primary Examiner*—Alan P. Douglas  
*Assistant Examiner*—Reid Hecker  
*Attorney, Agent, or Firm*—McHale & Slavin

[\*\*] Term: **14 Years**

[57] **CLAIM**

[21] Appl. No.: **29/103,181**

The ornamental design for a slip stream feeder, as shown and described.

[22] Filed: **Apr. 9, 1999**

**DESCRIPTION**

[51] **LOC (7) Cl.** ..... **23-01**

[52] **U.S. Cl.** ..... **D23/200; D23/259**

[58] **Field of Search** ..... 137/564.5, 561 R;  
239/310, 569; D23/200, 208, 259, 266

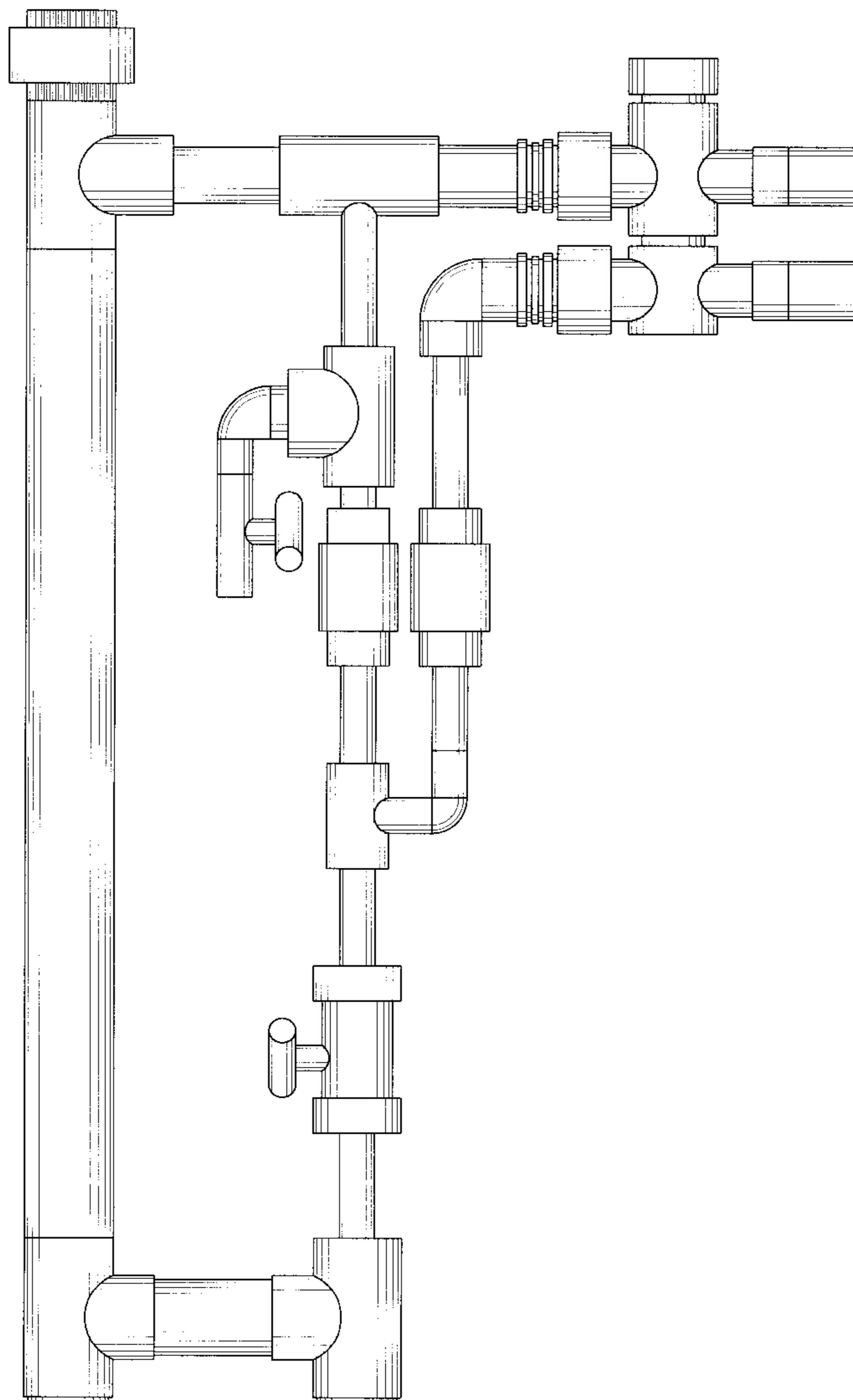
FIG. 1 is a front plan view of the slip stream feeder of the instant invention;  
FIG. 2 is a right side view of FIG. 1;  
FIG. 3 is a rear view thereof;  
FIG. 4 is a left side view thereof;  
FIG. 5 is a top view thereof;  
FIG. 6 is a bottom view thereof; and,  
FIG. 7 is a perspective view thereof.

[56] **References Cited**

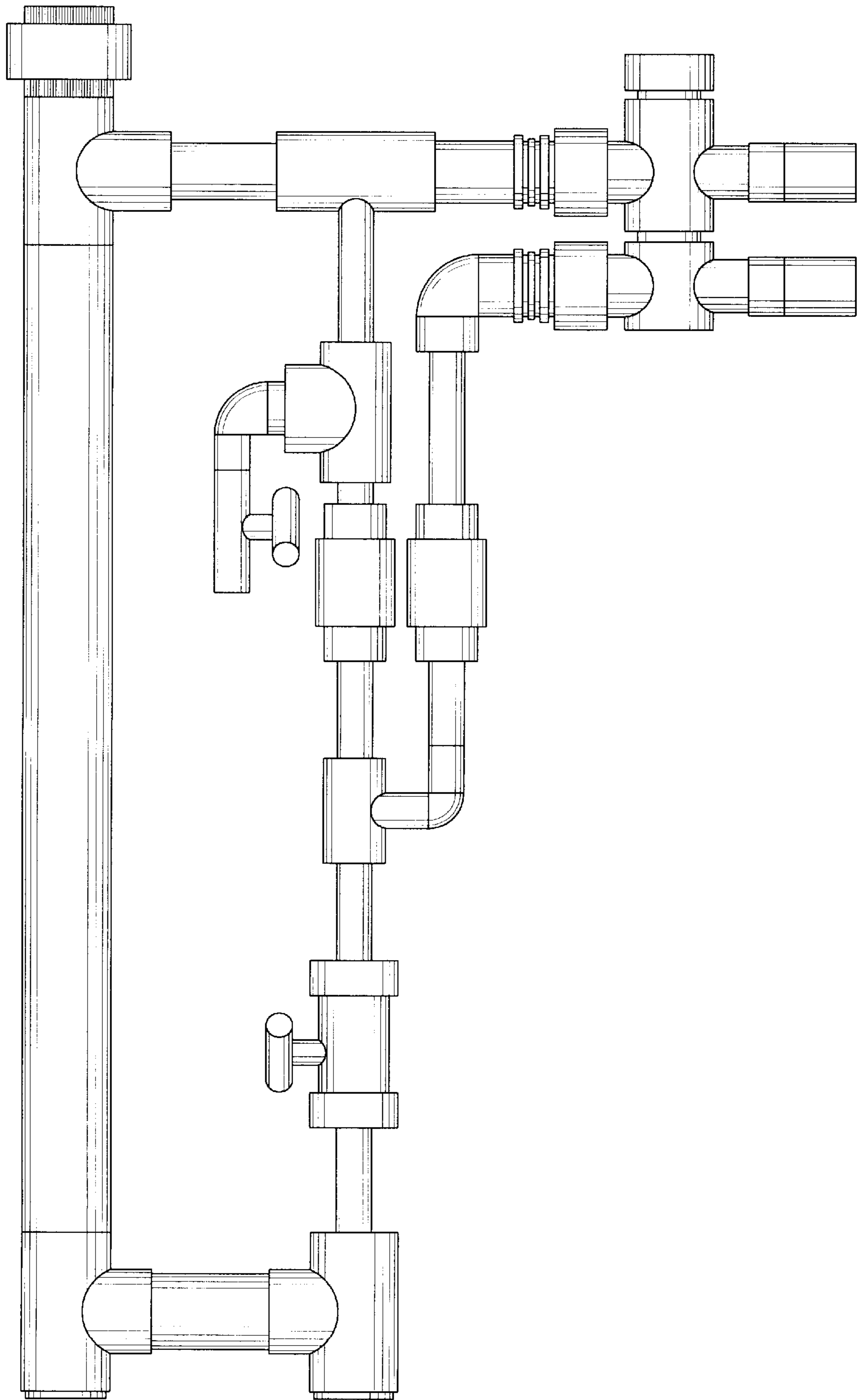
**U.S. PATENT DOCUMENTS**

D. 407,138 3/1999 Zito ..... D23/200  
2,413,029 12/1946 McFarland ..... 137/564.5  
4,037,618 7/1977 Kresser et al. .... 137/564.5

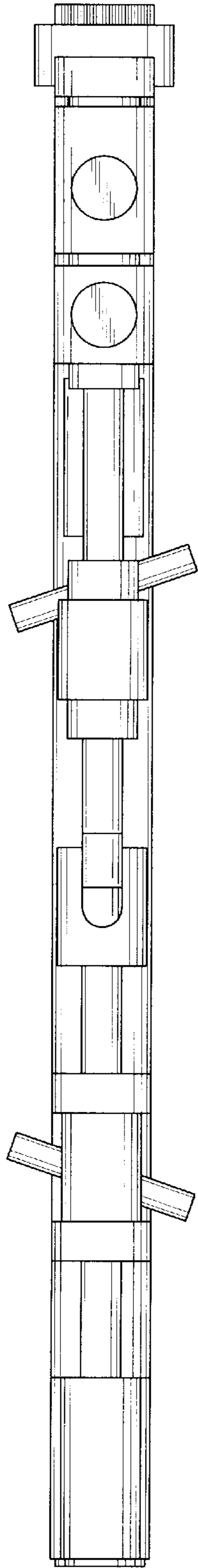
**1 Claim, 5 Drawing Sheets**




*FIG. 1*



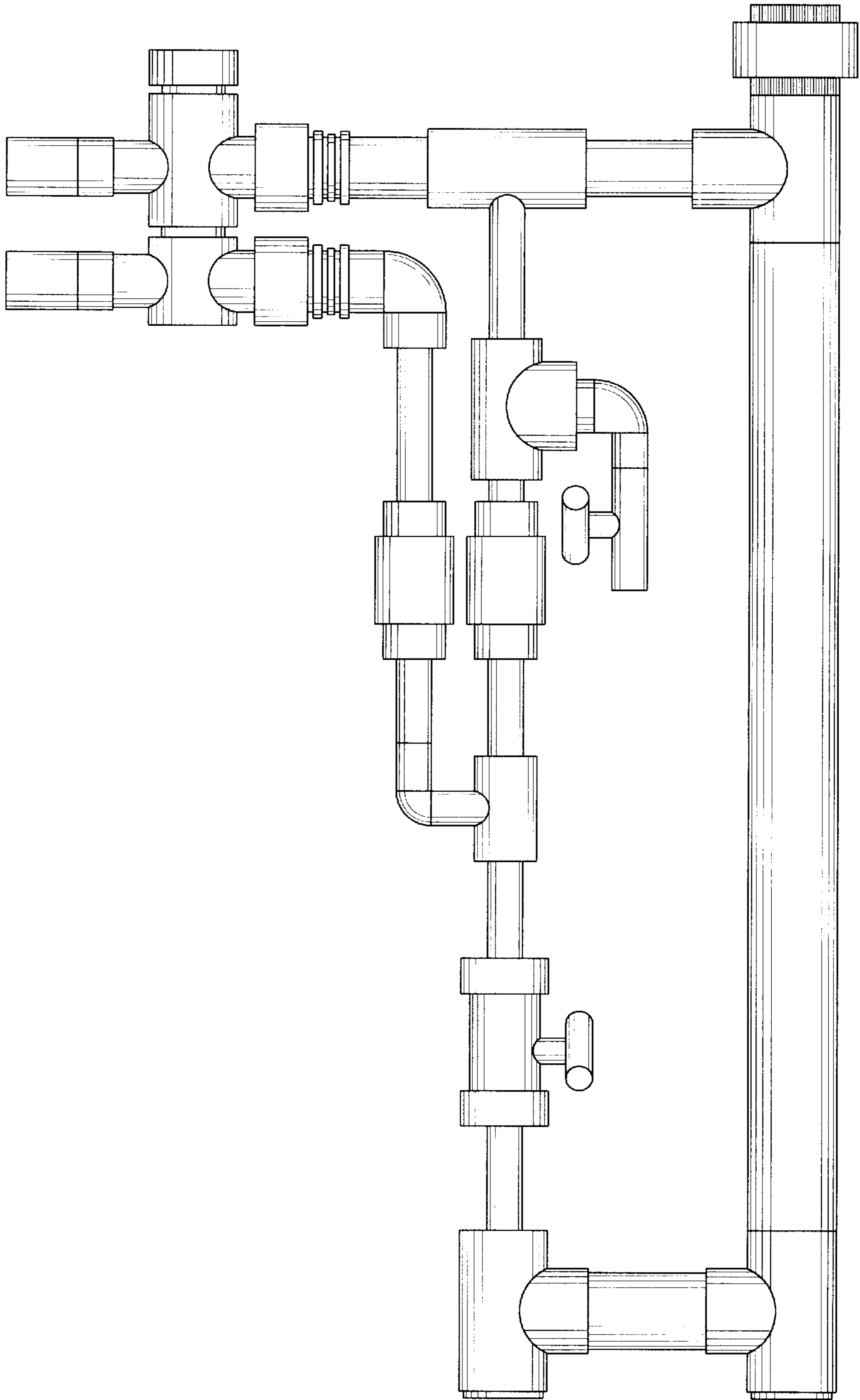
*FIG. 2*



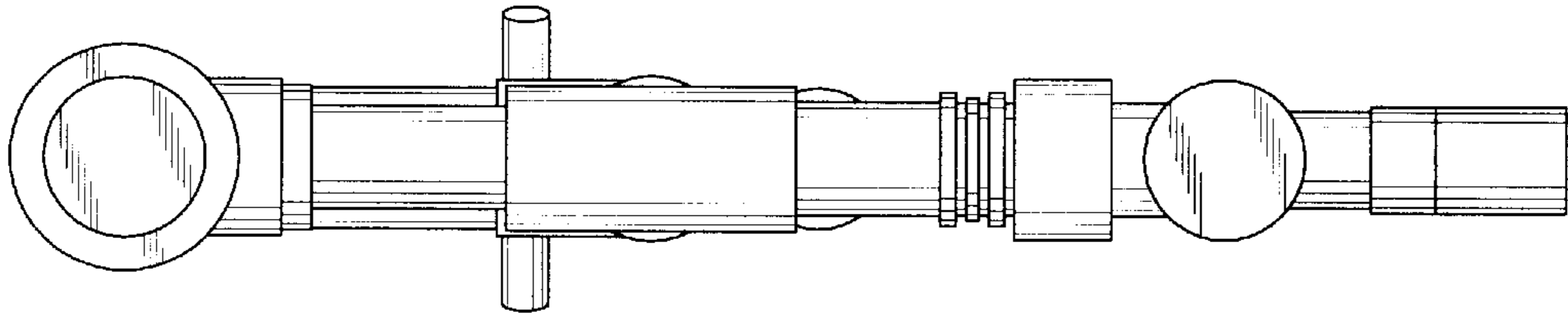
*FIG. 4*



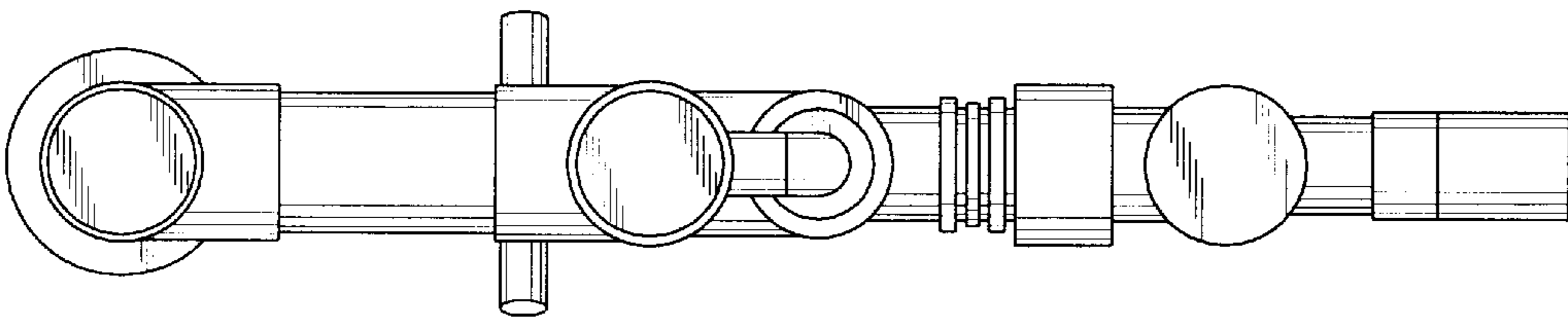
*FIG. 3*



*FIG. 5*



*FIG. 6*



*FIG. 7*

