



US00D433473S

United States Patent [19]

Kennedy et al.

[11] **Patent Number: Des. 433,473**

[45] **Date of Patent: ** Nov. 7, 2000**

[54] **CONVEX BUBBLE BAT**

[75] Inventors: **Thomas Kennedy**, Wilbraham, Mass.;
Brian Feeney, Enfield, Conn.

[73] Assignee: **Spalding Sports Worldwide, Inc.**,
Chicopee, Mass.

[**] Term: **14 Years**

[21] Appl. No.: **29/084,939**

[22] Filed: **Mar. 12, 1998**

[51] **LOC (7) Cl.** **21-02**

[52] **U.S. Cl.** **D21/725**

[58] **Field of Search** D21/725; 473/564,
473/203, FOR 105; 273/26 B, 67 R, 72 R

[56] **References Cited**

U.S. PATENT DOCUMENTS

D. 344,777 3/1994 Lo D21/725

D. 351,868 10/1994 Pendergast D21/725
400,354 3/1889 Morris 473/564
1,860,561 5/1932 Warner 81/489
3,173,689 3/1965 Serblin 473/203

Primary Examiner—Mitchell Siegel

[57] CLAIM

The ornamental design for a convex bubble bat, as shown and described.

DESCRIPTION

FIG. 1 is a front elevational view of the convex bubble bat showing our new design, the rear elevational, right and left side views being identical;
FIG. 2 is a top plan view thereof;
FIG. 3 is a bottom plan view thereof; and,
FIG. 4 is a perspective view thereof.

1 Claim, 2 Drawing Sheets

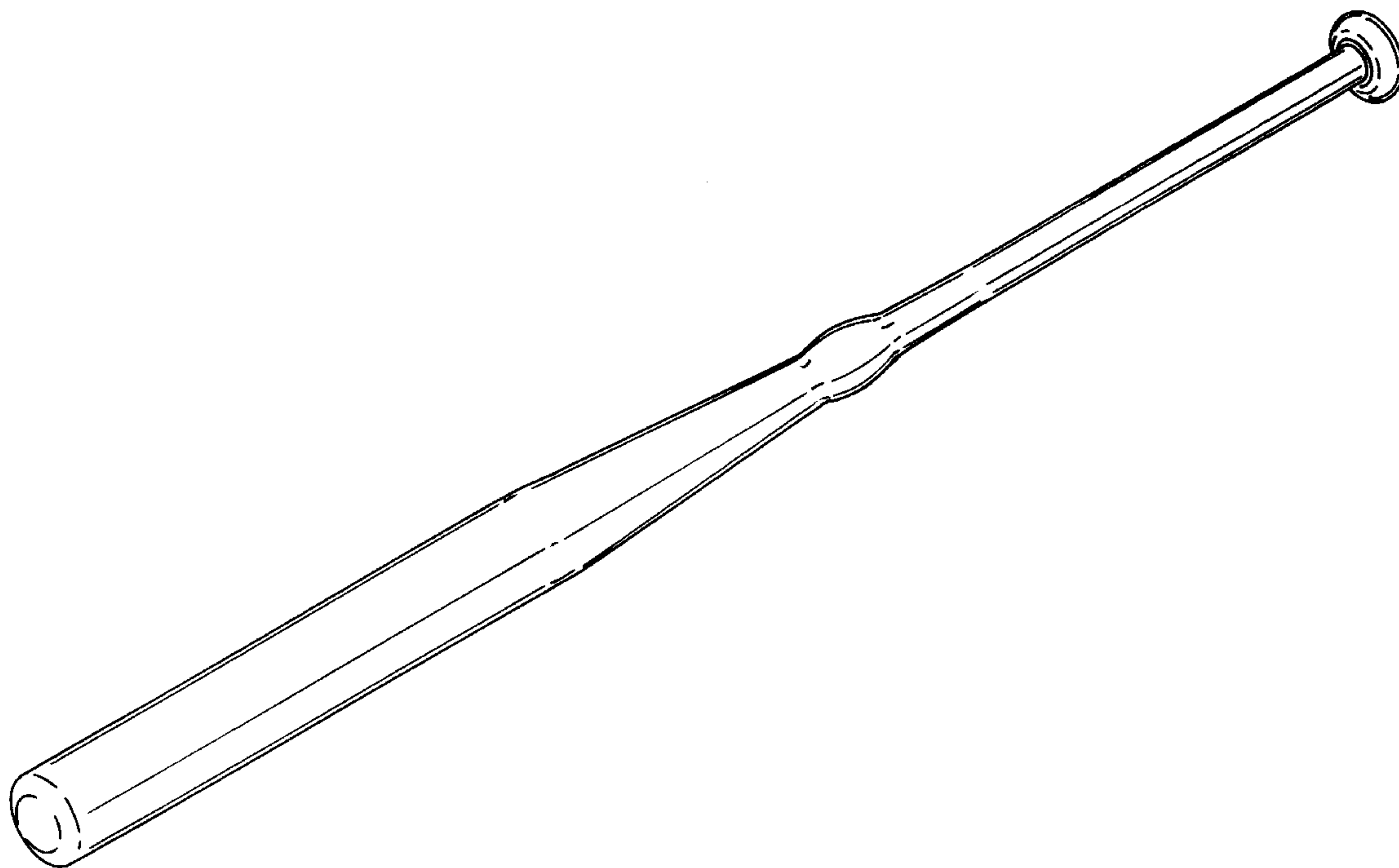


FIG 1

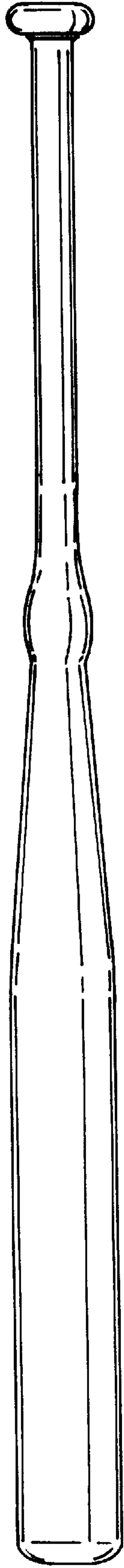


FIG 3



FIG 2

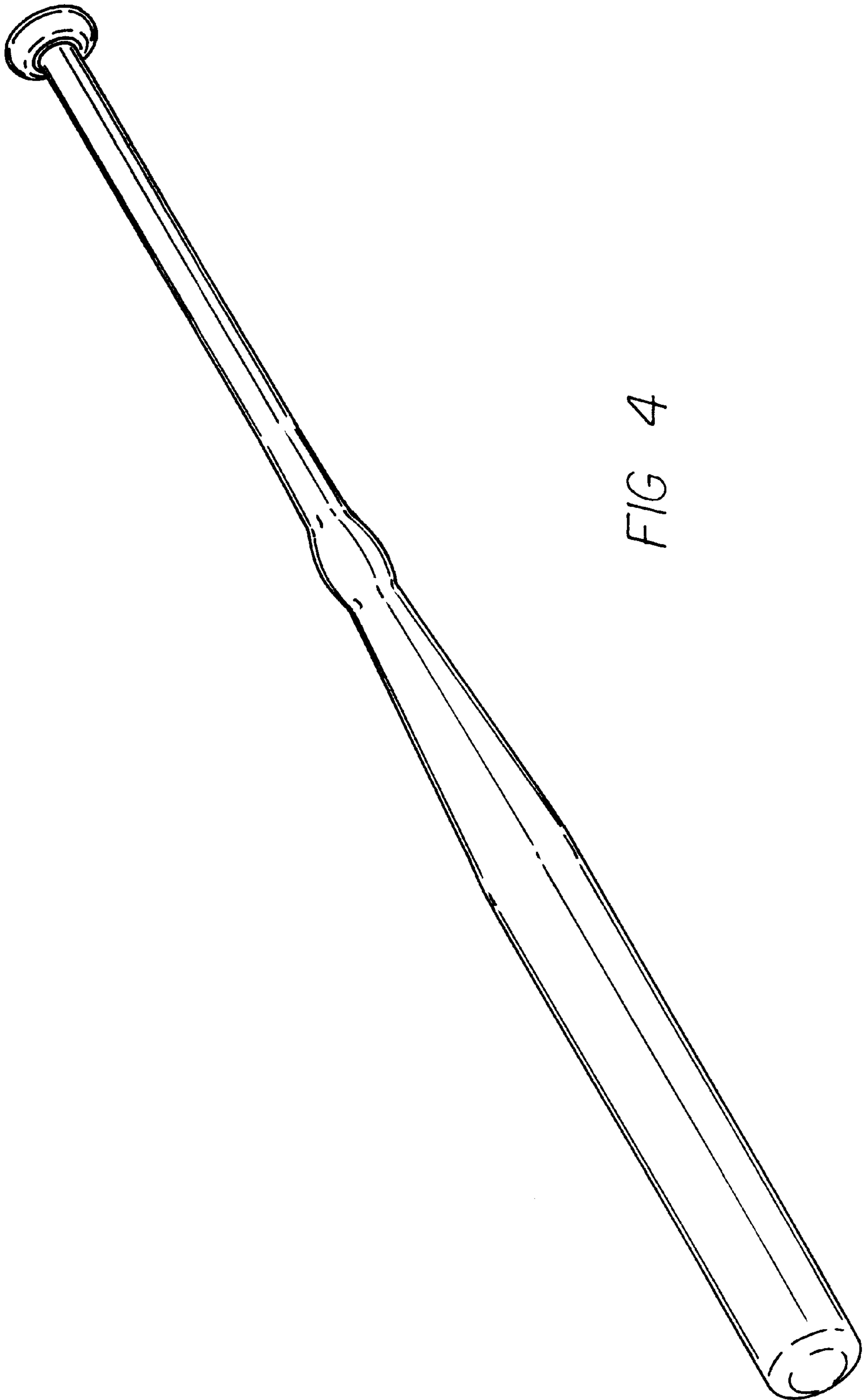


FIG 4