



US00D433464S

# United States Patent [19] Macri

[11] **Patent Number: Des. 433,464**

[45] **Date of Patent: \*\* Nov. 7, 2000**

[54] **BALL TOY**

[75] Inventor: **Nicholas Macri**, Meriden, Conn.

[73] Assignee: **West Pole Toys, Inc.**, Las Vegas, Nev.

[\*\*] Term: **14 Years**

[21] Appl. No.: **29/113,228**

[22] Filed: **Nov. 1, 1999**

[51] **LOC (7) Cl.** ..... **21-01**

[52] **U.S. Cl.** ..... **D21/466; D21/398**

[58] **Field of Search** ..... D21/398, 465,  
D21/466; D30/160; 473/575, 576; 446/242,  
247

[56] **References Cited**

**U.S. PATENT DOCUMENTS**

D. 226,106 1/1973 Urquhart ..... D21/466  
D. 326,484 5/1992 Nwoke ..... D21/466

D. 394,285 5/1998 Mann ..... D21/466  
660,787 10/1900 Bissell ..... 473/575  
1,932,943 10/1933 Smith ..... 446/247  
3,325,940 6/1967 Davis ..... 446/242

*Primary Examiner*—Dominic Simone  
*Attorney, Agent, or Firm*—Alix, Yale & Ristas, LLP


[57] **CLAIM**

The ornamental design for a ball toy, as shown and described.

**DESCRIPTION**

FIG. 1 is a top plan view of a ball toy showing my new design;  
FIG. 2 is a front elevation view thereof, the back elevation view being identical;  
FIG. 3 is a bottom plan view thereof; and,  
FIG. 4 is an end view thereof, the opposite end view being identical.

**1 Claim, 2 Drawing Sheets**



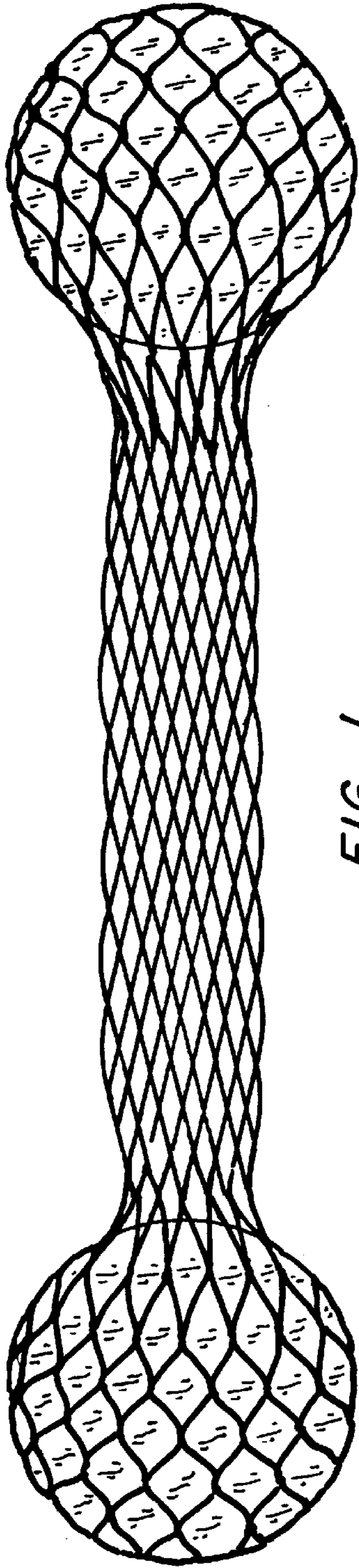


FIG. 1

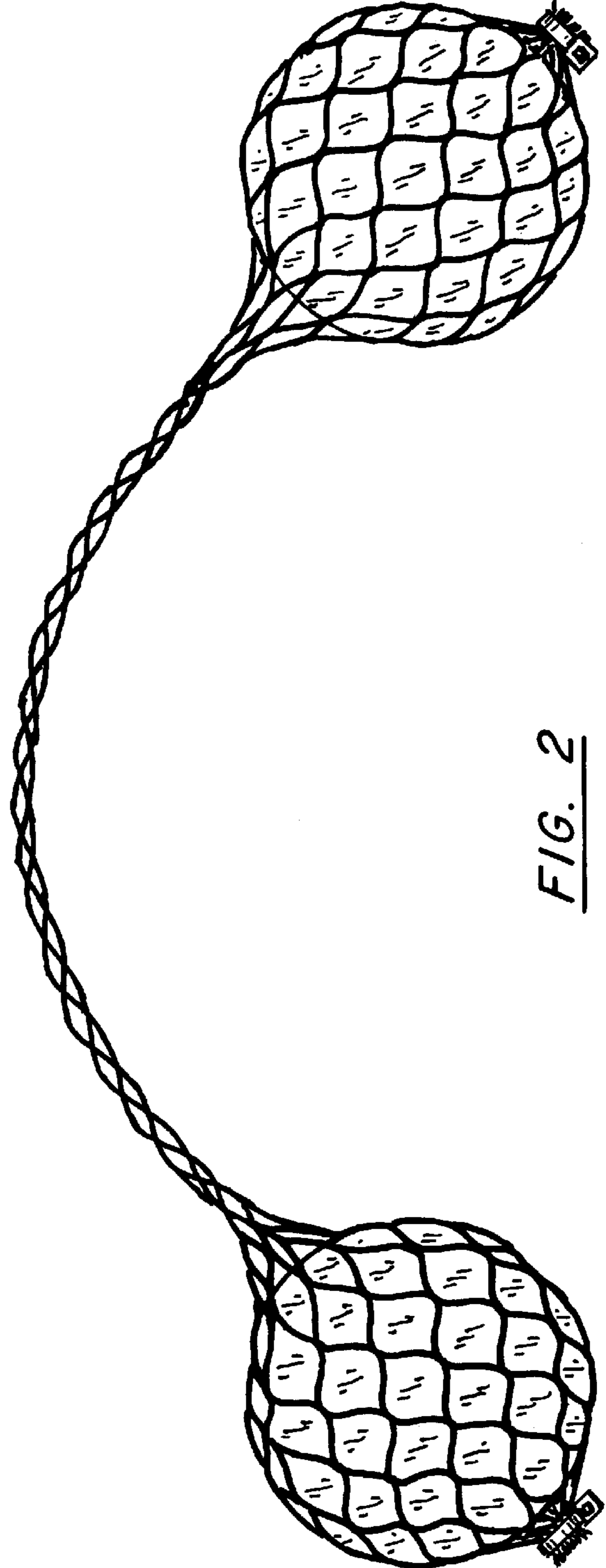


FIG. 2




FIG. 3

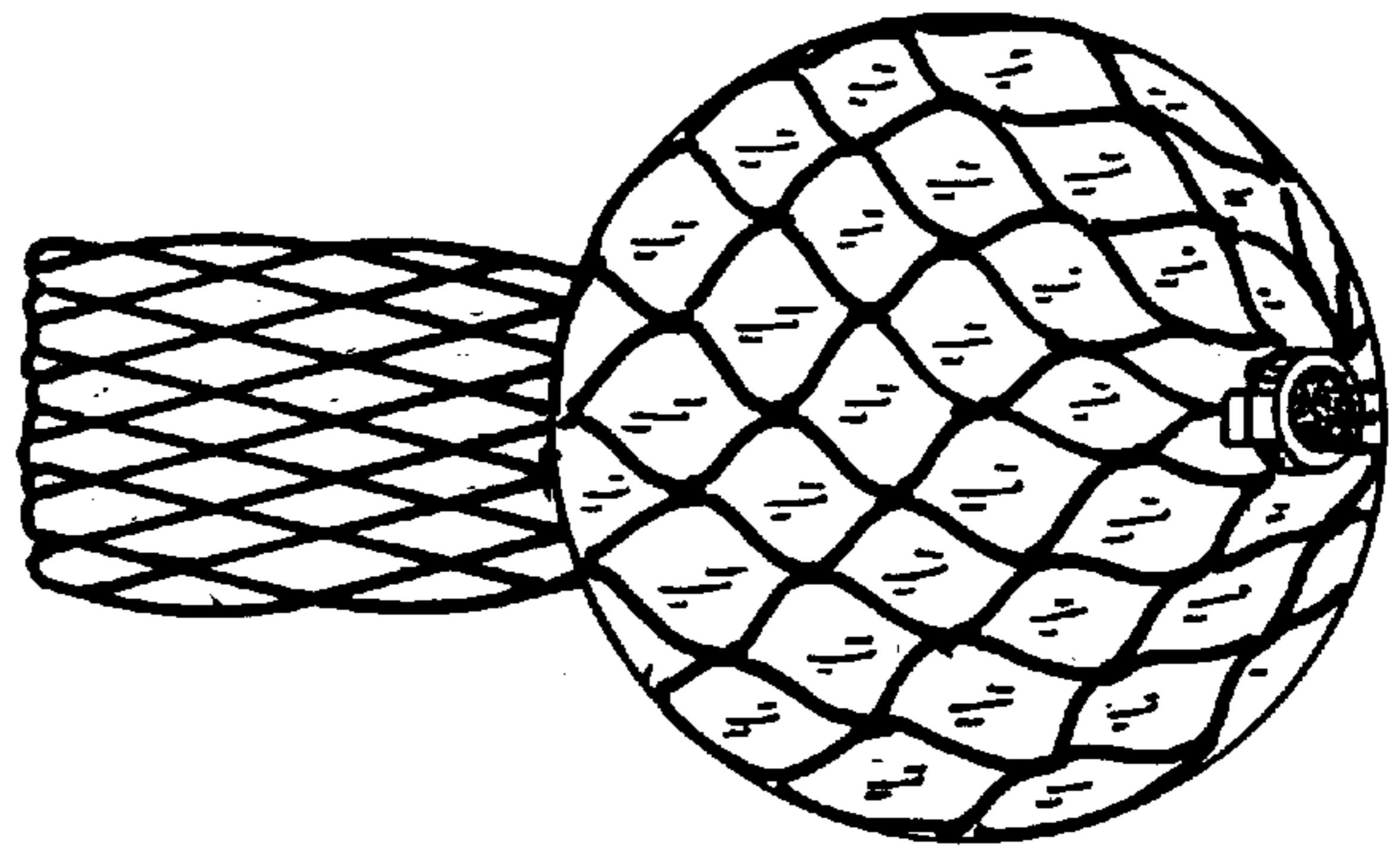


FIG. 4