



US00D433460S

**United States Patent** [19]  
**Griffin et al.**

[11] **Patent Number: Des. 433,460**

[45] **Date of Patent: \*\* Nov. 7, 2000**

[54] **HAND-HELD ELECTRONIC DEVICE**

[75] Inventors: **Jason T. Griffin; John A. Holmes; Mihal Lazaridis**, all of Waterloo, Canada

[73] Assignee: **Research in Motion Limited**, Waterloo, Canada

[\*\*] Term: **14 Years**

[21] Appl. No.: **29/108,876**

[22] Filed: **Aug. 5, 1999**

[51] **LOC (7) Cl.** ..... **21-01**

[52] **U.S. Cl.** ..... **D21/329**

[58] **Field of Search** ..... D21/324, 329, D21/331; 273/148 B; 463/1, 2, 29-35, 46, 47

[56] **References Cited**

**U.S. PATENT DOCUMENTS**

D. 397,369	8/1998	Rissman	.....	D21/329
D. 397,728	9/1998	Yuen et al.	.....	D21/329
D. 399,537	10/1998	Chi et al.	.....	D21/329
D. 403,362	9/1998	Fai	.....	D21/329

5,184,830	2/1993	Okada et al.	.....	463/29
5,217,295	6/1993	Tortola et al.	.....	362/109
5,672,108	9/1997	Lam et al.	.....	463/2
5,893,798	9/1998	Stambolic et al.	.....	463/46

**OTHER PUBLICATIONS**

Hong Kong Enterprise, p. 334, Oct. 1996.

*Primary Examiner*—Prabhakar Deshmukh

*Attorney, Agent, or Firm*—Jones, Day, Reavis & Pogue; Charles B. Meyer, Esq.


[57] **CLAIM**


The ornamental design for a hand-held electronic device, as shown and described.

**DESCRIPTION**

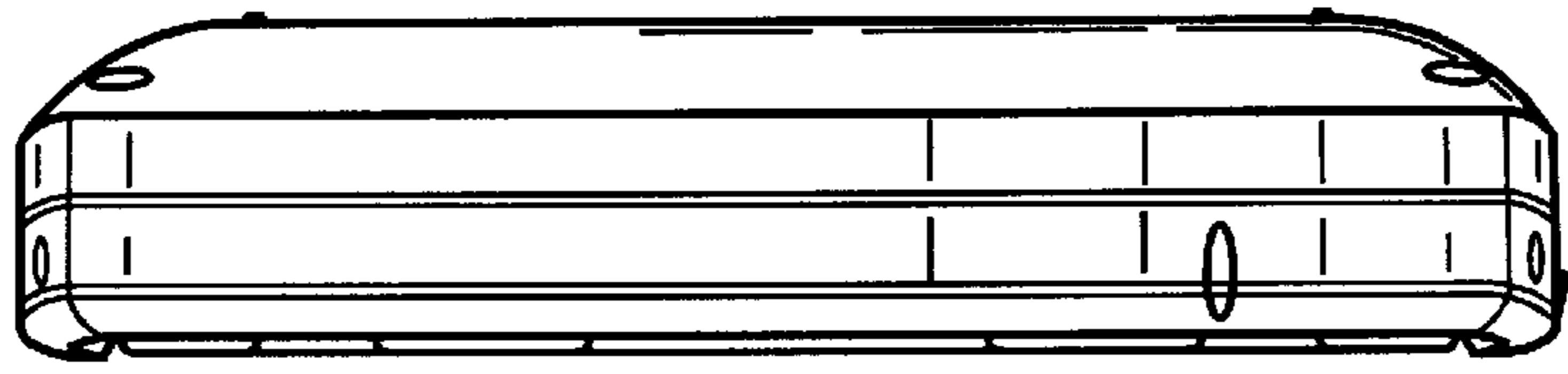
FIG. 1 is a front perspective view of a hand-held electronic device;  
FIG. 2 is a rear elevational view thereof;  
FIG. 3 is a left elevational view thereof;  
FIG. 4 is a right elevational view thereof;  
FIG. 5 is a top plan view thereof;  
FIG. 6 is a bottom plan view thereof; and,  
FIG. 7 is a front elevational view thereof.

**1 Claim, 3 Drawing Sheets**







*Fig. 1*



*Fig. 5*



*Fig. 2*



*Fig. 6*

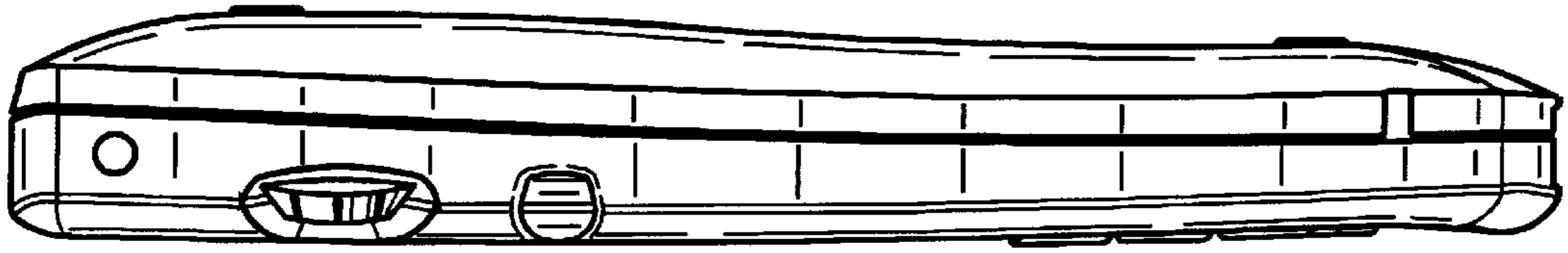


Fig. 4




Fig. 7

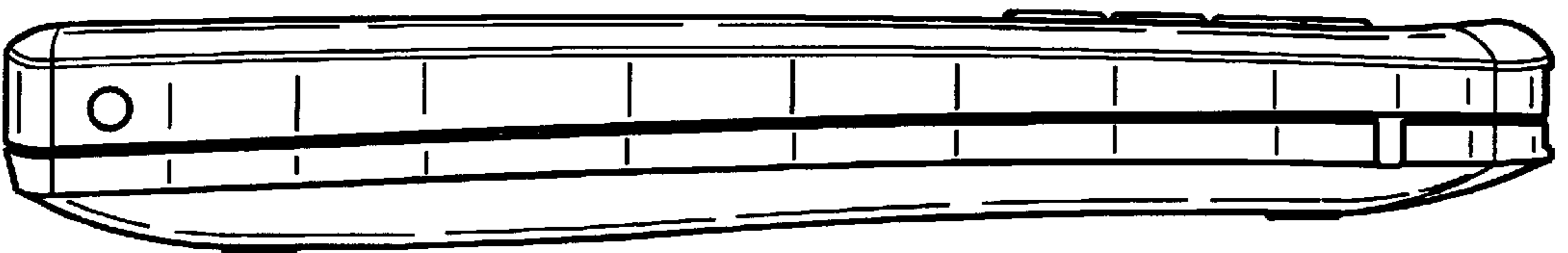


Fig. 3