



US00D433433S

United States Patent [19] Kondo

[11] Patent Number: Des. 433,433

[45] Date of Patent: ** Nov. 7, 2000

[54] CAMERA

5,601,956 2/1997 Inuiya 396/6
5,897,221 4/1999 Moriya 396/6

[75] Inventor: Shozo Kondo, Tokyo, Japan

FOREIGN PATENT DOCUMENTS

[73] Assignee: Fuji Photo Film Co., Ltd., Kanagawa, Japan

874835 2/1994 Japan H04N 5/225

[**] Term: 14 Years

Primary Examiner—Adir Aronovich
Attorney, Agent, or Firm—Young & Thompson

[21] Appl. No.: 29/114,370

[57] CLAIM

[22] Filed: Nov. 22, 1999

The ornamental design for a camera, as shown and described.

[30] Foreign Application Priority Data

May 20, 1999 [JP] Japan 11-13120

DESCRIPTION

[51] LOC (7) Cl. 16-01

[52] U.S. Cl. D16/209; D16/208

[58] Field of Search D16/200–205,
D16/208, 209, 216–218; 396/6, 7, 25, 29,
535–541

FIG. 1 is a top, front and side perspective view of a camera showing my new design;
FIG. 2 is a front elevation view thereof;
FIG. 3 is a rear elevational view thereof;
FIG. 4 is a top plan view thereof;
FIG. 5 is a bottom plan view thereof;
FIG. 6 is a side elevational view thereof from the right of FIG. 2;
FIG. 7 is a side elevational view thereof from the left of FIG. 2; and,
FIG. 8 is a view similar to FIG. 2 but showing the parts in a different position.

[56] References Cited

U.S. PATENT DOCUMENTS

D. 328,912 8/1992 Arai et al. D16/208
D. 383,145 9/1997 Isozaki D16/208
D. 409,215 5/1999 Nihei et al. D16/209
D. 416,931 11/1999 Funato et al. D16/209

1 Claim, 4 Drawing Sheets




FIG. 1




FIG. 2

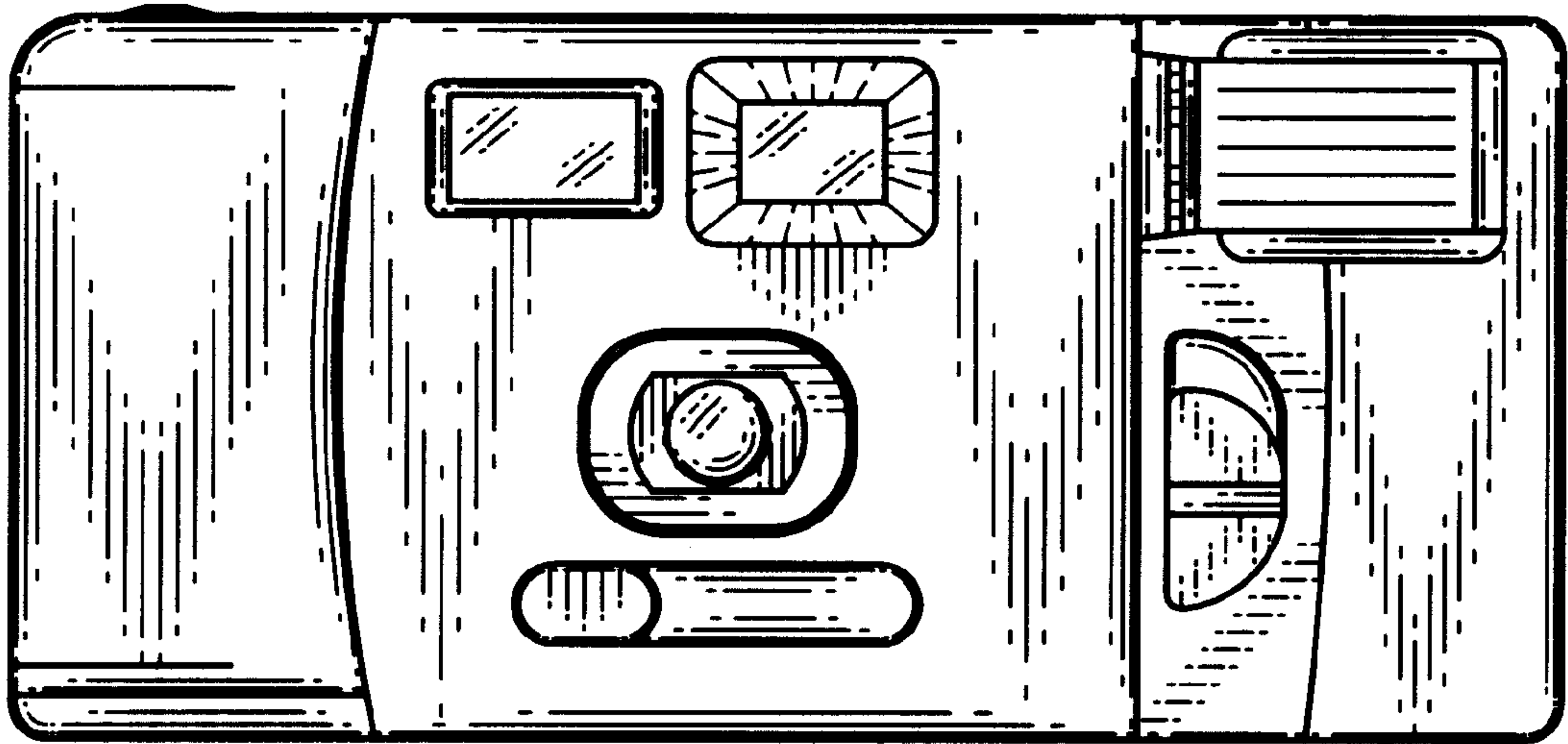


FIG. 3

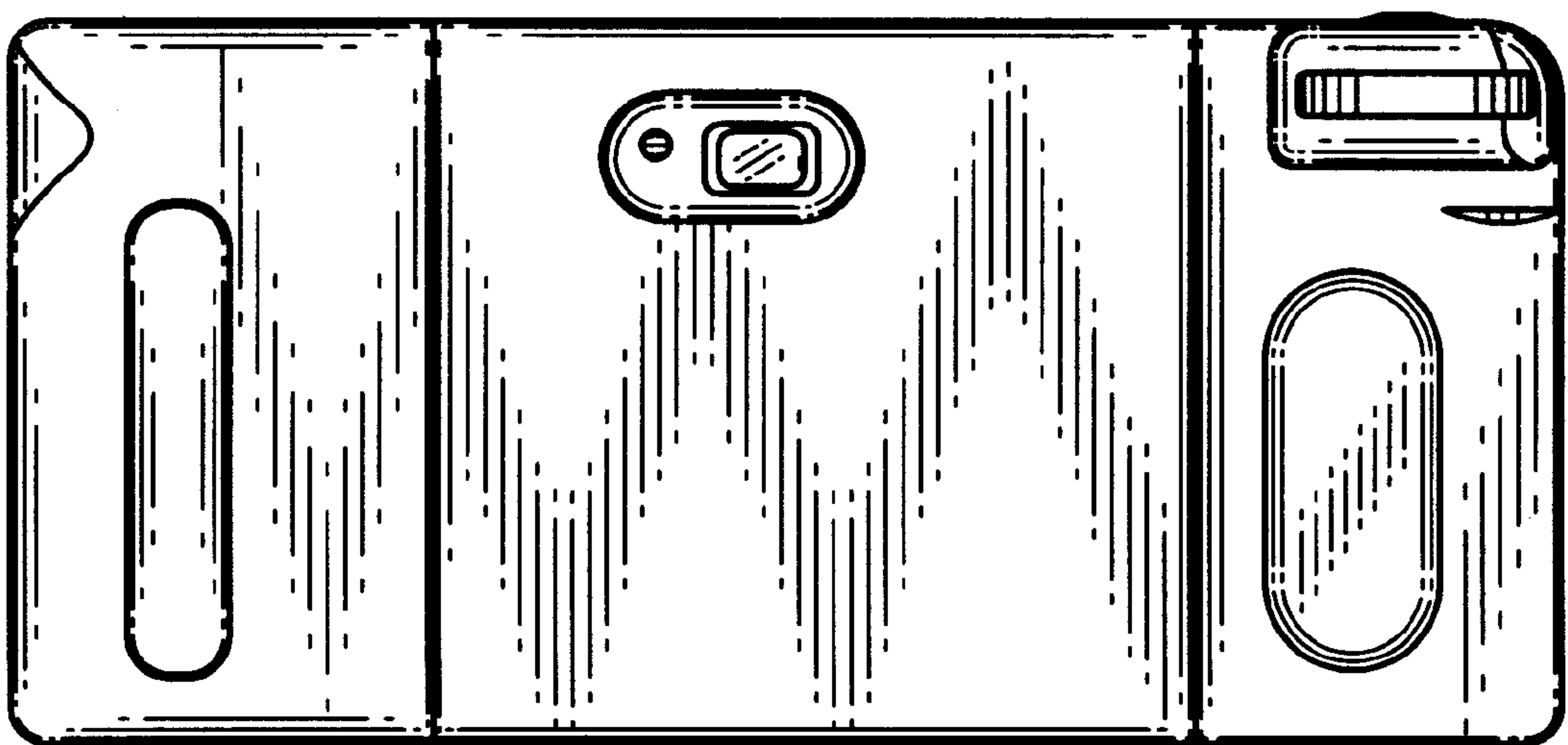


FIG. 4

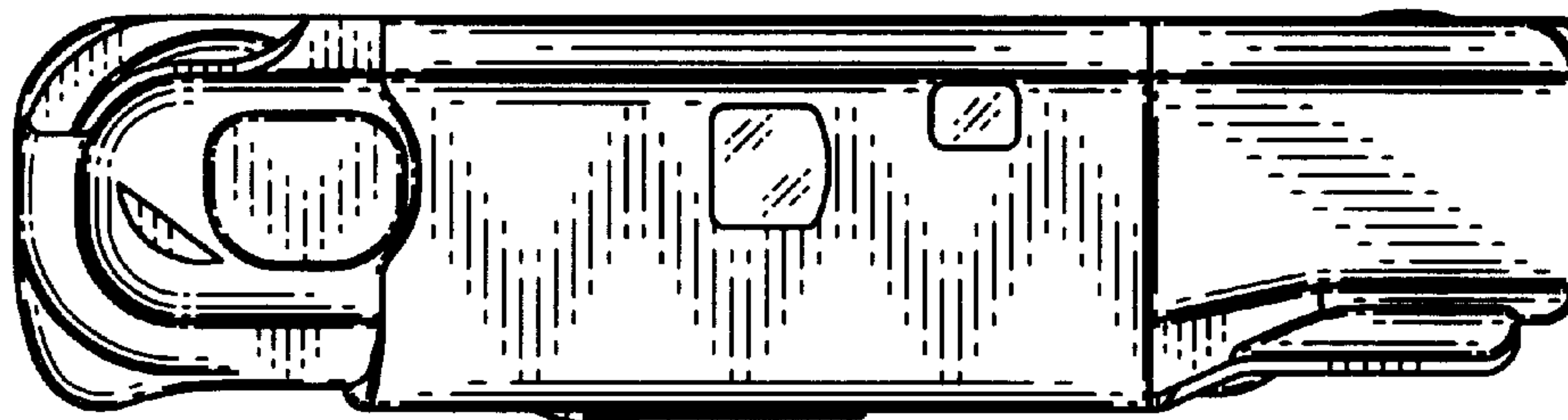


FIG. 5

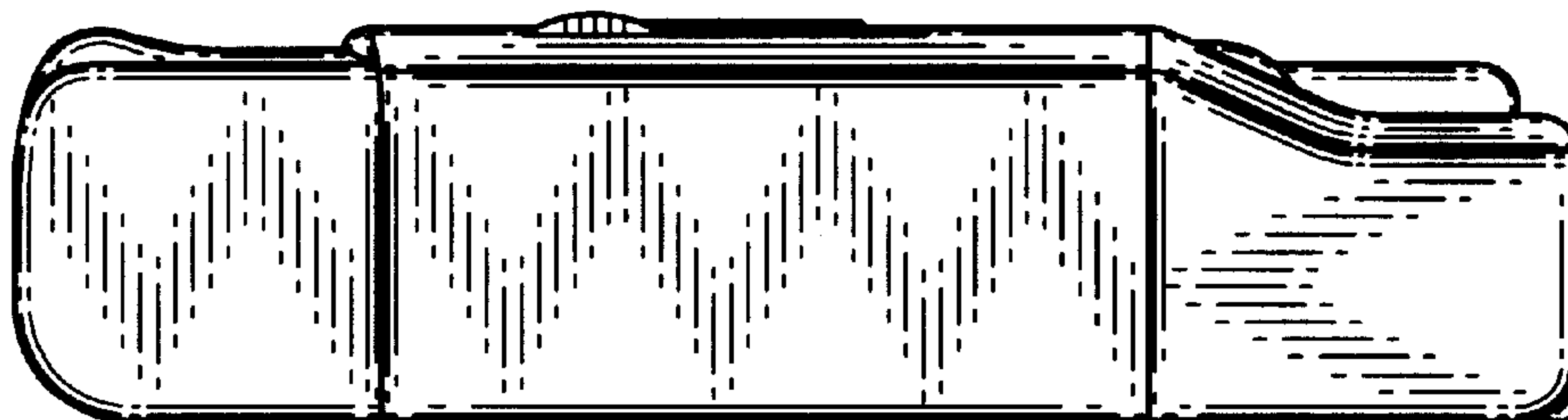


FIG. 7

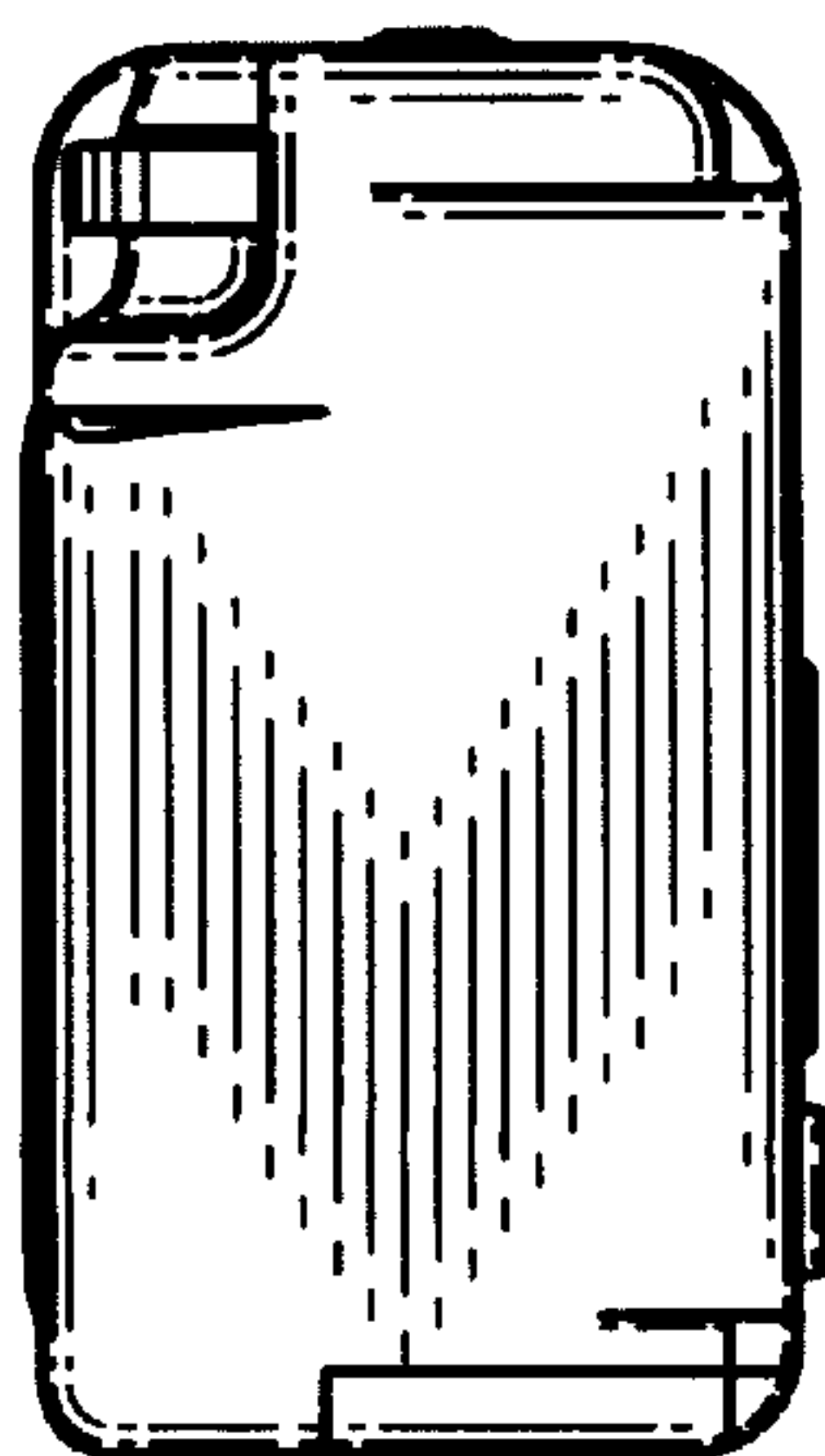


FIG. 6




FIG. 8

