



US00D433414S

# United States Patent [19]

Thompson et al.

[11] Patent Number: Des. 433,414

[45] Date of Patent: \*\* Nov. 7, 2000

[54] COMPUTER MOUSE

[76] Inventors: **John P. Thompson**, 11208 Radisson Dr., Burnsville, Minn. 55337; **Louis A. Durenberger**, 13226 Glenhaven Ave., Apple Valley, Minn. 55124

[\*\*] Term: 14 Years

[21] Appl. No.: 29/118,953

[22] Filed: Feb. 18, 2000

[51] LOC (7) Cl. .... 14-02

[52] U.S. Cl. .... D14/402; D14/408

[58] Field of Search ..... D14/402-410; 345/156-167

[56] References Cited

U.S. PATENT DOCUMENTS

D. 392,959	3/1998	Edwards .....	D14/402
D. 410,638	6/1999	Sheehan et al. ....	D14/402
4,516,902	5/1985	Matson .	
4,550,316	10/1985	Whetstone et al. .	
5,188,321	2/1993	Hirschenson et al. .	
5,492,525	2/1996	Gibney .	
5,678,800	10/1997	Markussen .	
5,832,840	11/1998	Woof .	
5,845,884	12/1998	Terbrack .	

FOREIGN PATENT DOCUMENTS

2698986 10/1994 France .

OTHER PUBLICATIONS

“Effects of Forearm Pronation/Supination on Carpal Tunnel Pressure”, *The Journal of Hand Surgery*, David Rempel, MD; Joel M. Bach, PhD; Leonard Gordon, MD; Yuen So, MD; vol. 23A, No. 1, Jan. 1998, pp. 38-42.

“Position of the Wrist Associated with the Lowest Carpal-Tunnel Pressure: Implications for Splint Design”, *The Journal of Bone and Joint Surgery, Incorporated*, Noah D. Weiss, MD; Leonard Gordon, MD; Todd Bloom; Yuen So, MD; David Rempel, MD; vol. 77-A, No. 11, Nov. 1995, pp. 1695-1699.

“Carpal Tunnel Syndrome: Conservative and Nonconservative Treatment. A Chiropractic Physician’s Perspective”, *Journal of Manipulative and Physiological Therapeutics*, P. Thomas Davis, DC and James R. Hulbert, PhD; vol. 21, No. 5, Jun. 1998, pp. 356-362.

“The Carpal Tunnel Syndrome: Diagnostic Utility of the History and Physical Examination Findings”, *Annals of Internal Medicine*, Jeffrey N. Katz, MD; Martin G. Larson, ScD; Amin Sabra, MD; Christian Krarup, MD; Craig R. Stirrat, MD; Rajesh Sethi, MD; Holley M. Eaton, RN; Anne H. Fossel; Matthew H. Liang, MD, vol. 112, No. 5, Mar. 1, 1990, pp. 321-327.

“Carpal Tunnel Syndrome”, *Practical Research Studies For Health Care Professionals from Foot Levelers, Inc.*, vol. 2, No. 5.

Primary Examiner—Kay H. Chin

Attorney, Agent, or Firm—Nikolai, Mersereau & Dietz, P.A.

[57] CLAIM

The ornamental design for a computer mouse, as shown and described.

DESCRIPTION

FIG. 1 is a front perspective view of a computer mouse showing our new design;

FIG. 2 is a front elevational view thereof;

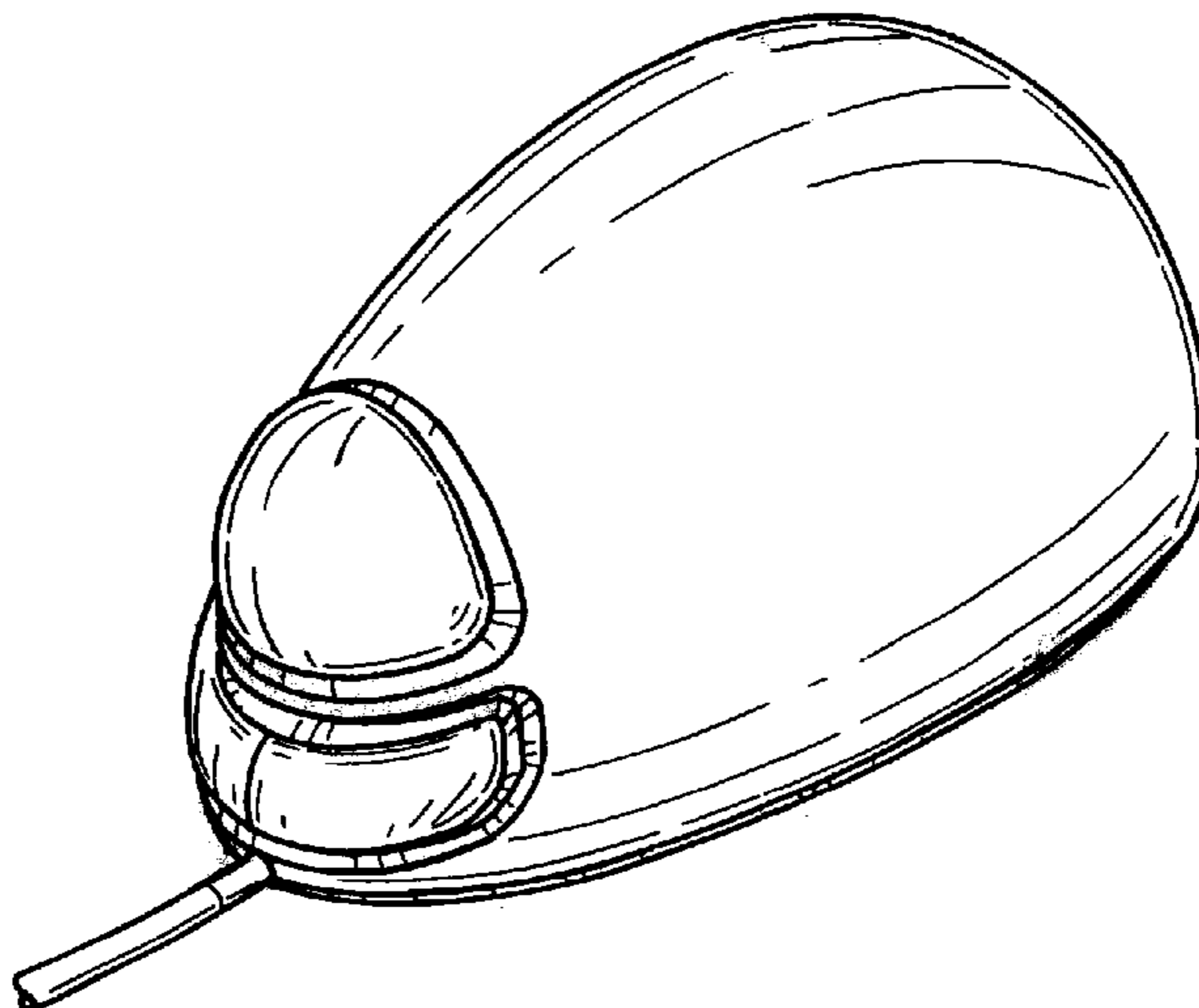
FIG. 3 is a rear elevational view thereof;

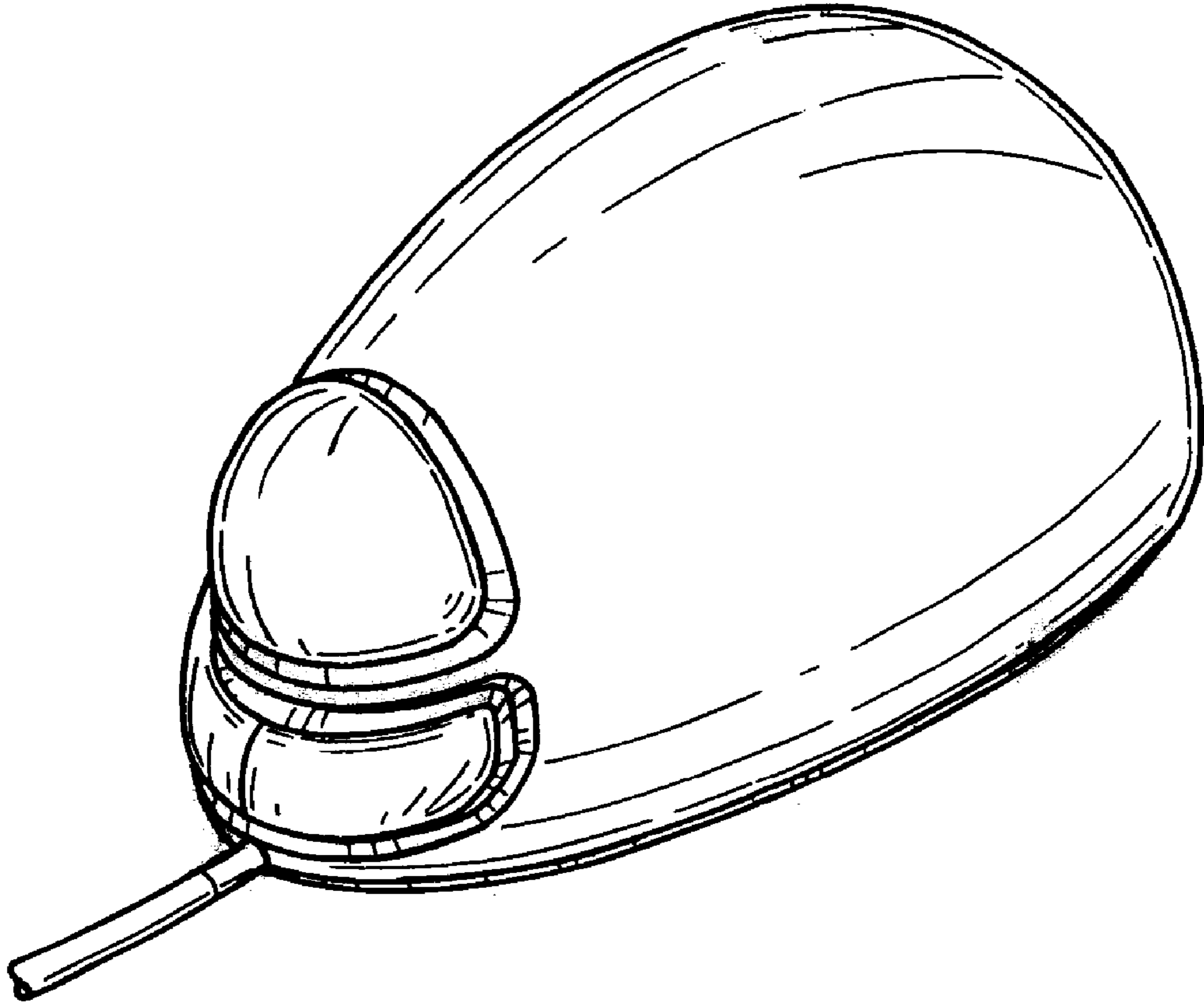
FIG. 4 is a top plan view thereof;

FIG. 5 is a bottom plan view thereof; and,

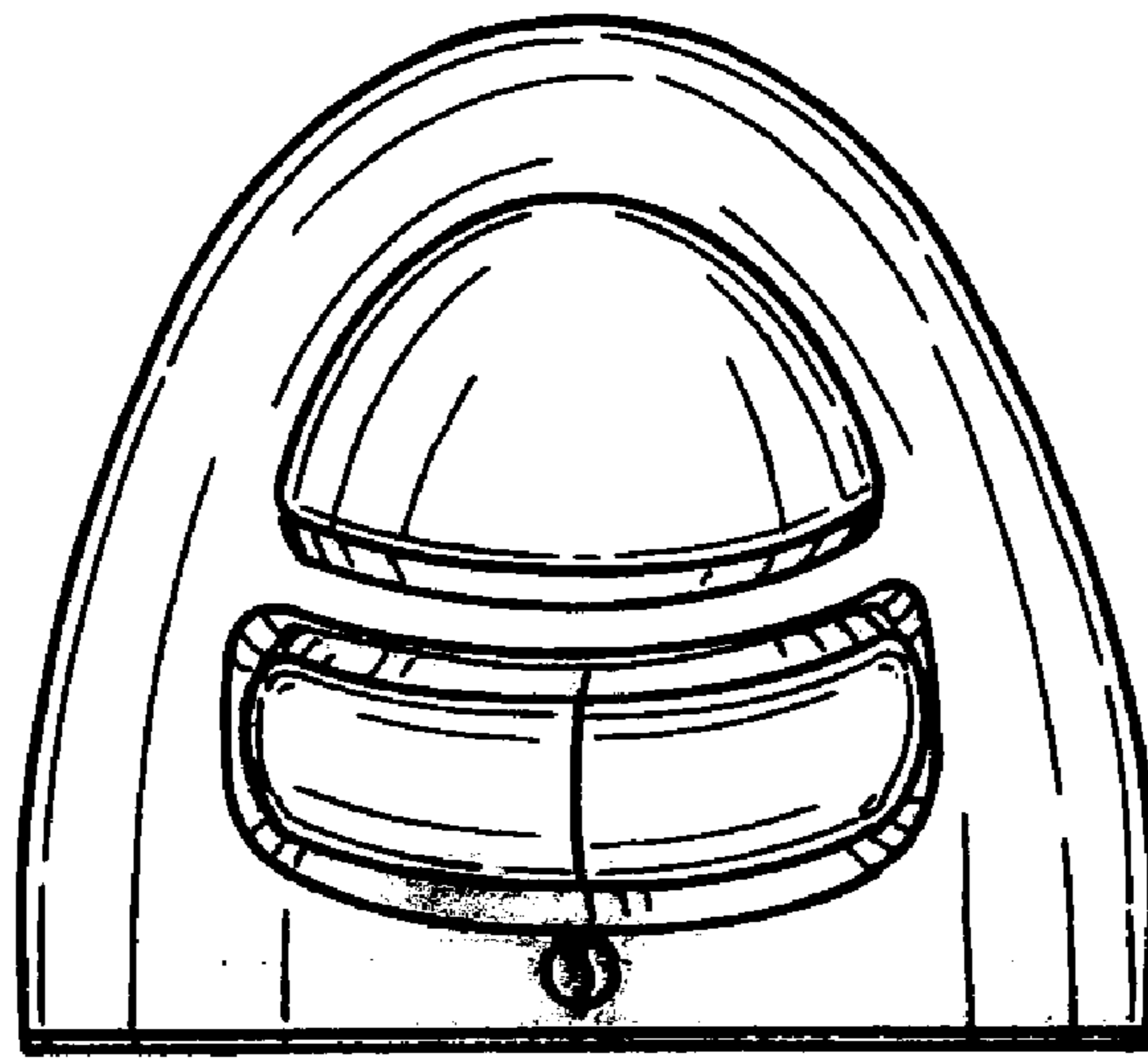
FIG. 6 is a side elevational view thereof, the opposite side view being a mirror image of that shown.

1 Claim, 4 Drawing Sheets

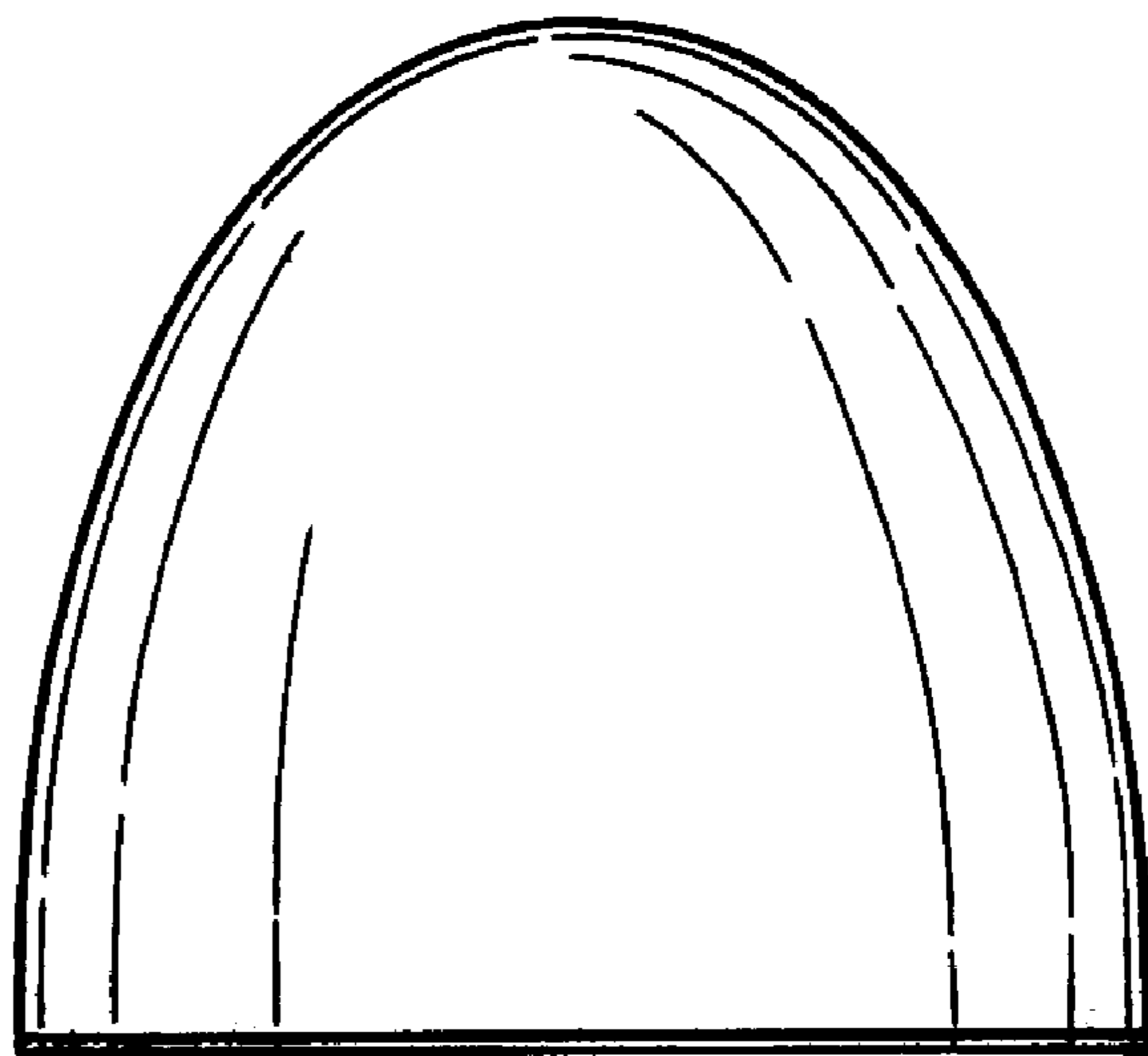




**FIG. 1**



*FIG. 2*



*FIG. 3*

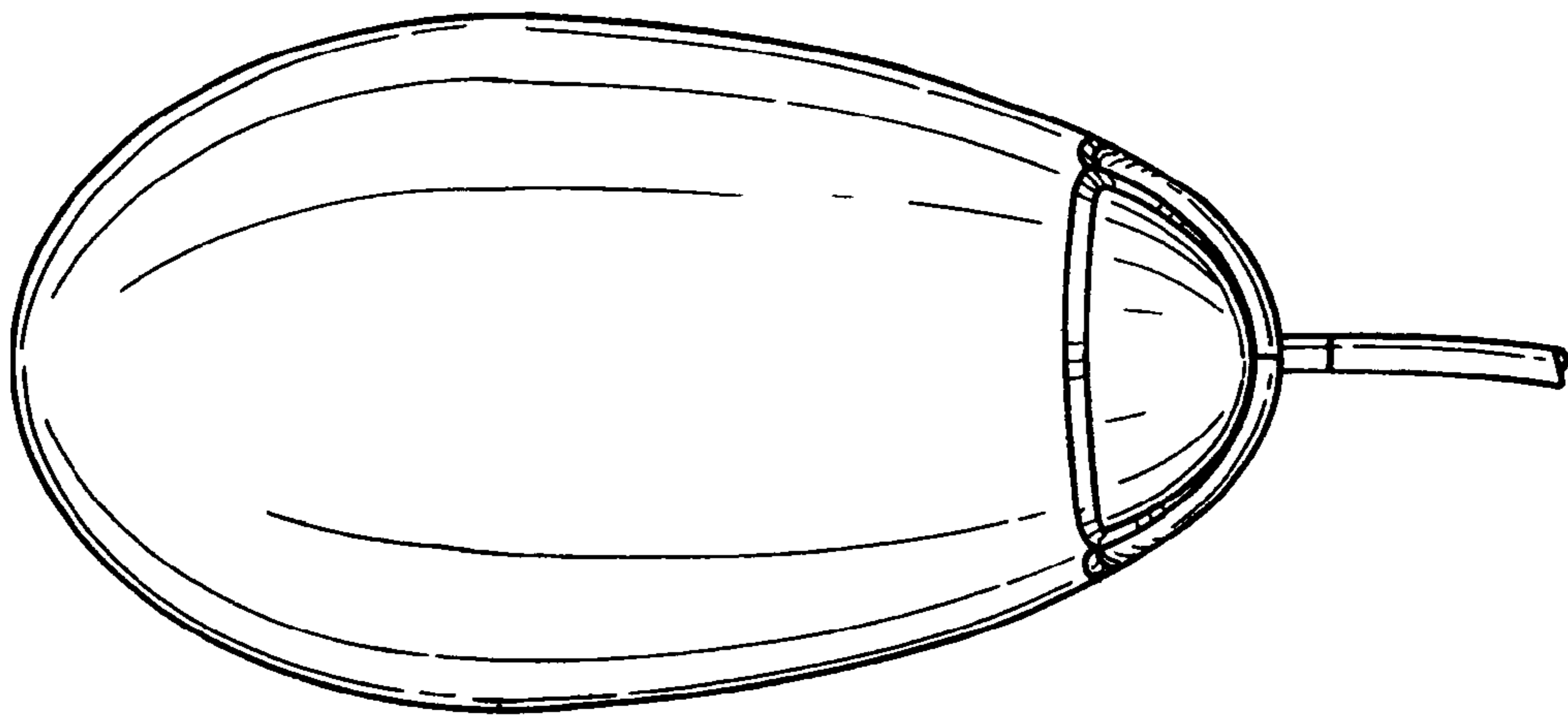


FIG. 4

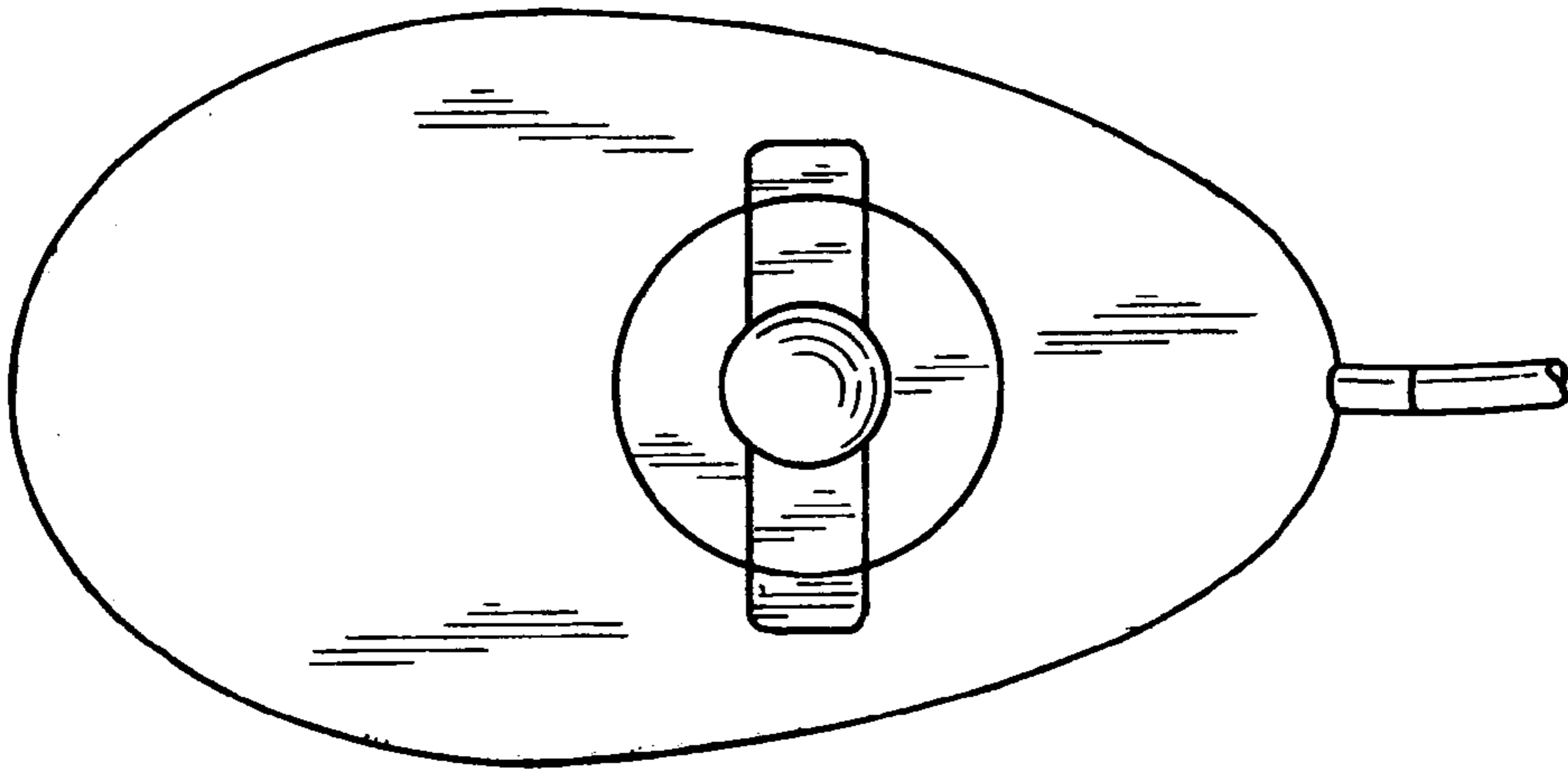
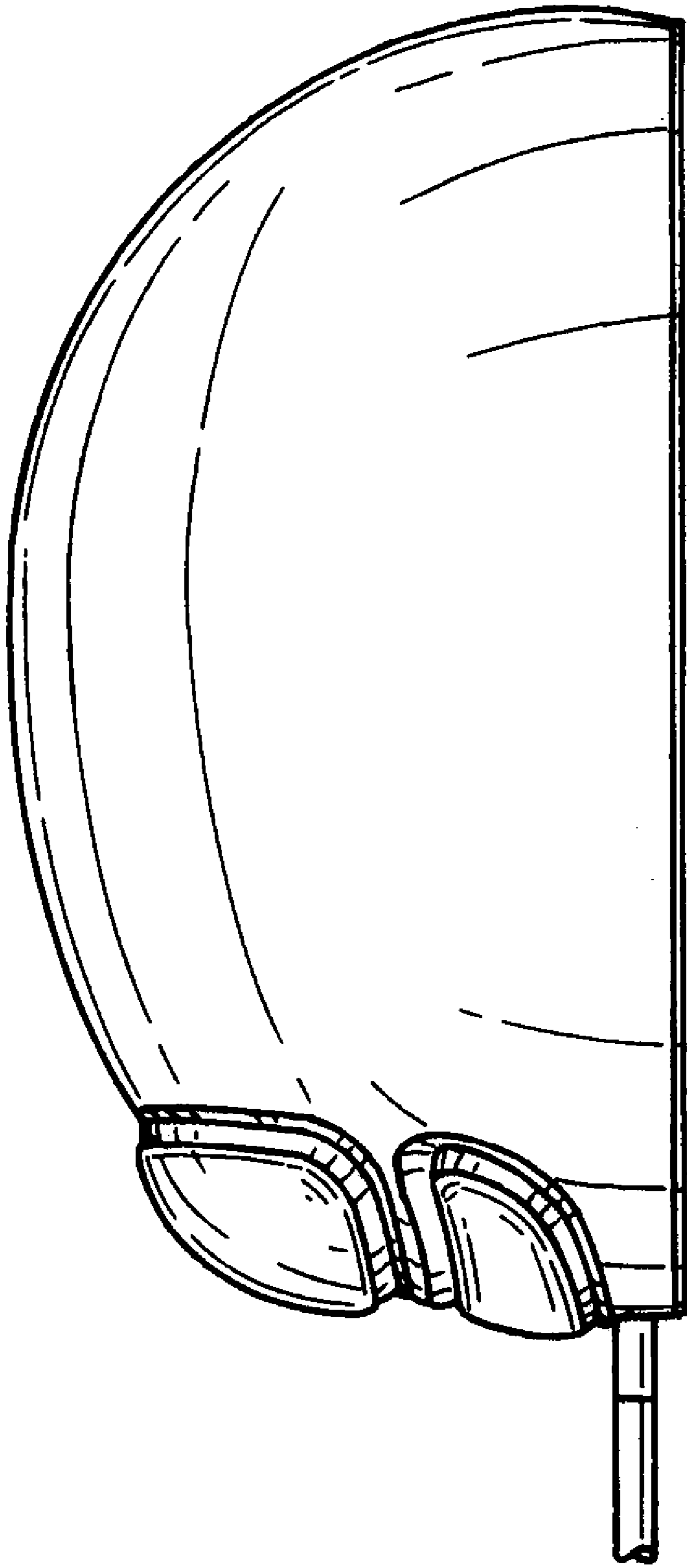


FIG. 5



*FIG. 6*