



US00D433382S

United States Patent [19] Lytel

[11] **Patent Number: Des. 433,382**

[45] **Date of Patent: ** Nov. 7, 2000**

[54] **INTERNET TERMINAL**

D. 364,853 12/1995 Ojeda D14/434
D. 392,645 3/1998 Wakabayashi D14/240

[75] Inventor: **Ronald L. Lytel**, New York, N.Y.

Primary Examiner—Joel Sincavage
Attorney, Agent, or Firm—Jay H. Maioli

[73] Assignees: **Sony Corporation**, Tokyo, Japan; **Sony Electronics Inc.**, Park Ridge, N.J.

[**] Term: **14 Years**

[57] **CLAIM**

The ornamental design for a internet terminal, as shown and described.

[21] Appl. No.: **29/115,219**

[22] Filed: **Dec. 9, 1999**

DESCRIPTION

[51] **LOC (7) Cl.** **13-03**

FIG. 1 is a top and front perspective view of an internet terminal, showing my new design;
FIG. 2 is a front elevational view thereof;
FIG. 3 is a rear elevational view thereof;
FIG. 4 is a right-side elevational view thereof, the left-side being a mirror image thereof; and,
FIG. 5 is a top plan view thereof, the bottom thereof being void of ornamentation.

[52] **U.S. Cl.** **D13/123; D14/356**

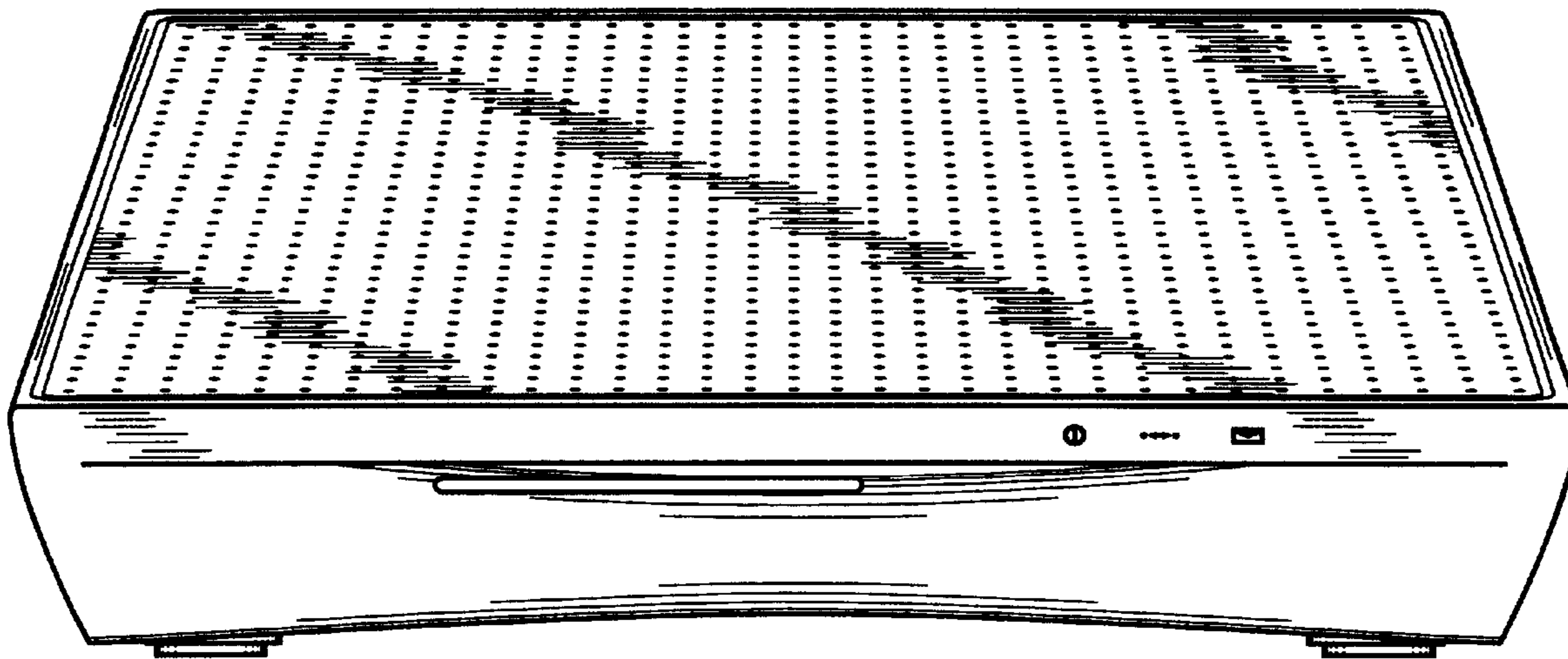
[58] **Field of Search** D13/123, 184;
D14/433, 434, 357, 358, 356

[56] **References Cited**

U.S. PATENT DOCUMENTS

D. 338,193 8/1993 Sasaki D14/357
D. 362,240 9/1995 Heidorn et al. D14/433

1 Claim, 3 Drawing Sheets



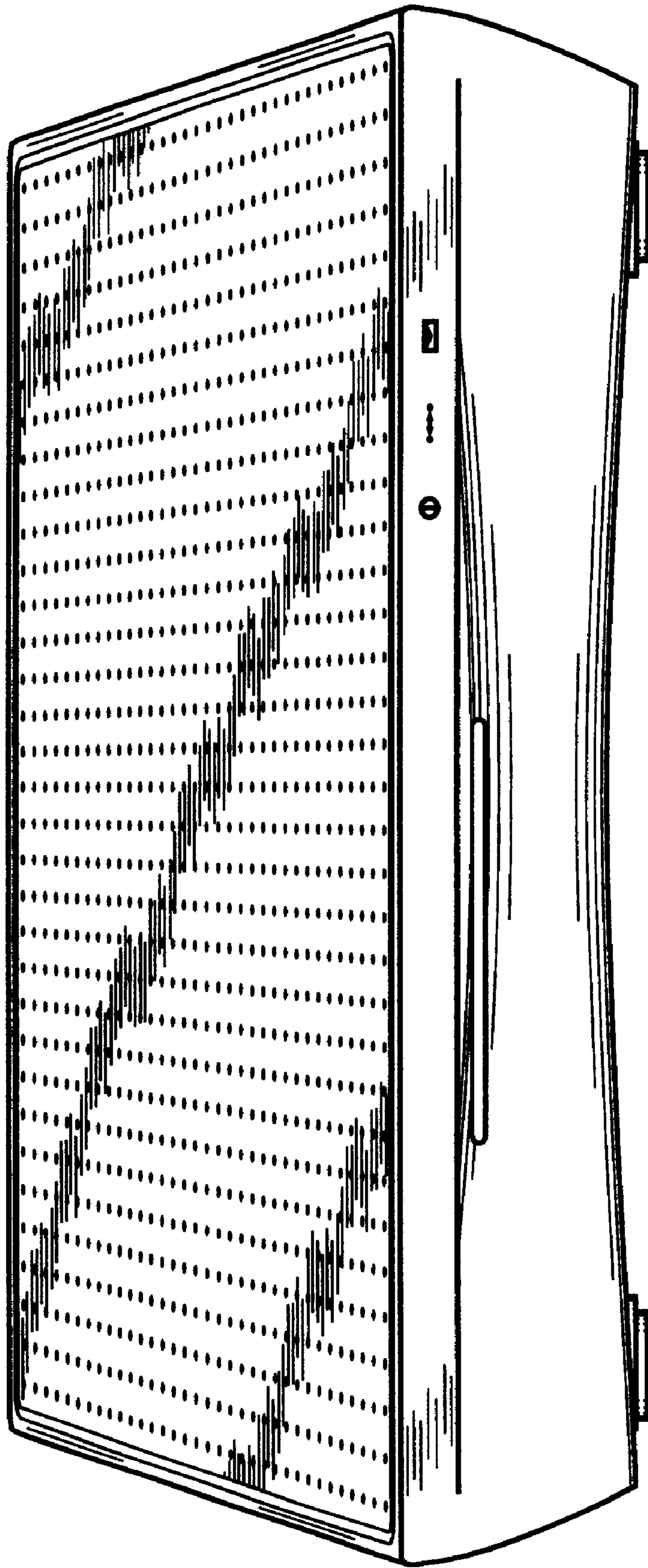


FIG. 1

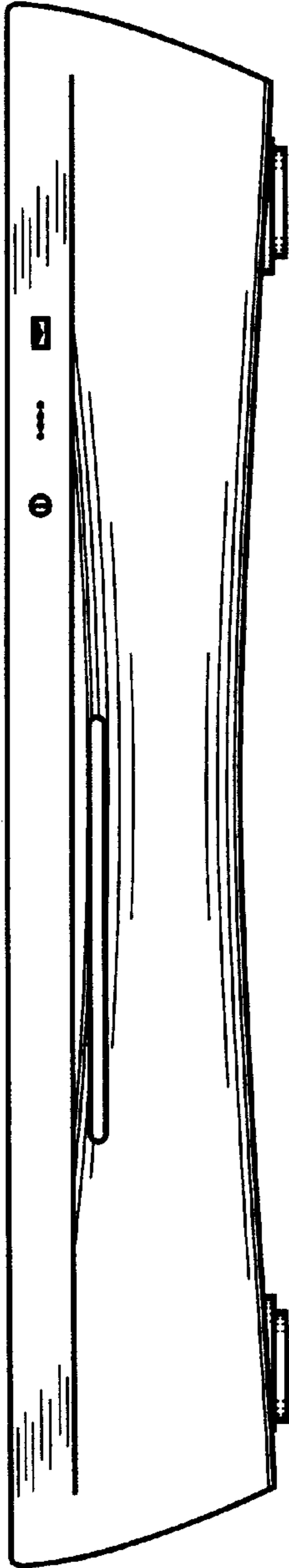


FIG. 2

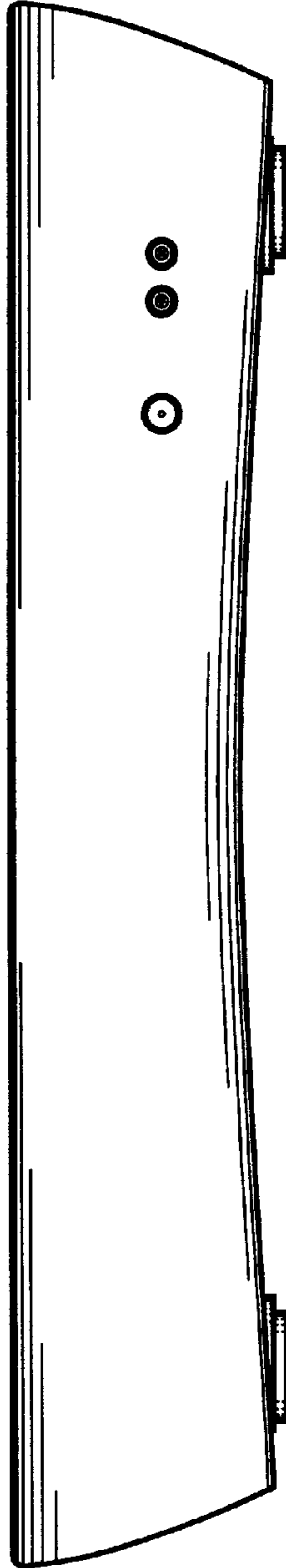


FIG. 3




FIG. 4




FIG. 5