



US00D433372S

United States Patent [19] Donikoglu

[11] Patent Number: **Des. 433,372**

[45] Date of Patent: **** Nov. 7, 2000**

[54] **WHEEL**

[75] Inventor: **Melkon A. Donikoglu**, Southfield, Mich.

[73] Assignee: **Ultra Wheel Co.**, Buena Park, Calif.

[**] Term: **14 Years**

[21] Appl. No.: **29/119,324**

[22] Filed: **Feb. 25, 2000**

[51] **LOC (7) Cl.** **12-16**

[52] **U.S. Cl.** **D12/209**

[58] **Field of Search** D12/204-211;
301/37.1, 64.1, 65

[56] **References Cited**

U.S. PATENT DOCUMENTS

D. 364,843	12/1995	Hale, Jr.	D12/209
D. 366,641	1/1996	Neeper	D12/209
D. 396,444	7/1998	Neeper	D12/209
D. 399,469	10/1998	Miansian	D12/209
D. 400,154	10/1998	Noriega	D12/209
D. 405,043	2/1999	Moreno	D12/209
D. 408,344	4/1999	Kelley	D12/209

D. 418,795	1/2000	Chrysanto	D12/209
D. 419,943	2/2000	Roesianto	D12/209
D. 420,319	2/2000	Ruslan	D12/209
D. 420,638	2/2000	Herrera	D12/209
D. 422,549	4/2000	Brown	D12/209
D. 423,443	4/2000	Hussaini et al.	D12/209

Primary Examiner—Stacia Cadmus
Attorney, Agent, or Firm—Pretty, Schroeder & Poplawski

[57] **CLAIM**

The ornamental design for a wheel, as shown and described.

DESCRIPTION

FIG. 1 is a perspective view of a wheel showing my new design;

FIG. 2 is a reduced front elevational view thereof;


FIG. 3 is a reduced left-side elevational view thereof, the right side being a mirror image of the left side; and,

FIG. 4 is a cross-sectional view thereof taken along the line 4—4 in FIG. 2.

The broken line disclosure in FIGS. 1-4 is for illustrative purposes only and forms no part of the claimed design.

The rear of the wheel forms no part of the claimed design.

1 Claim, 4 Drawing Sheets







FIG. 1



FIG. 2

FIG. 3



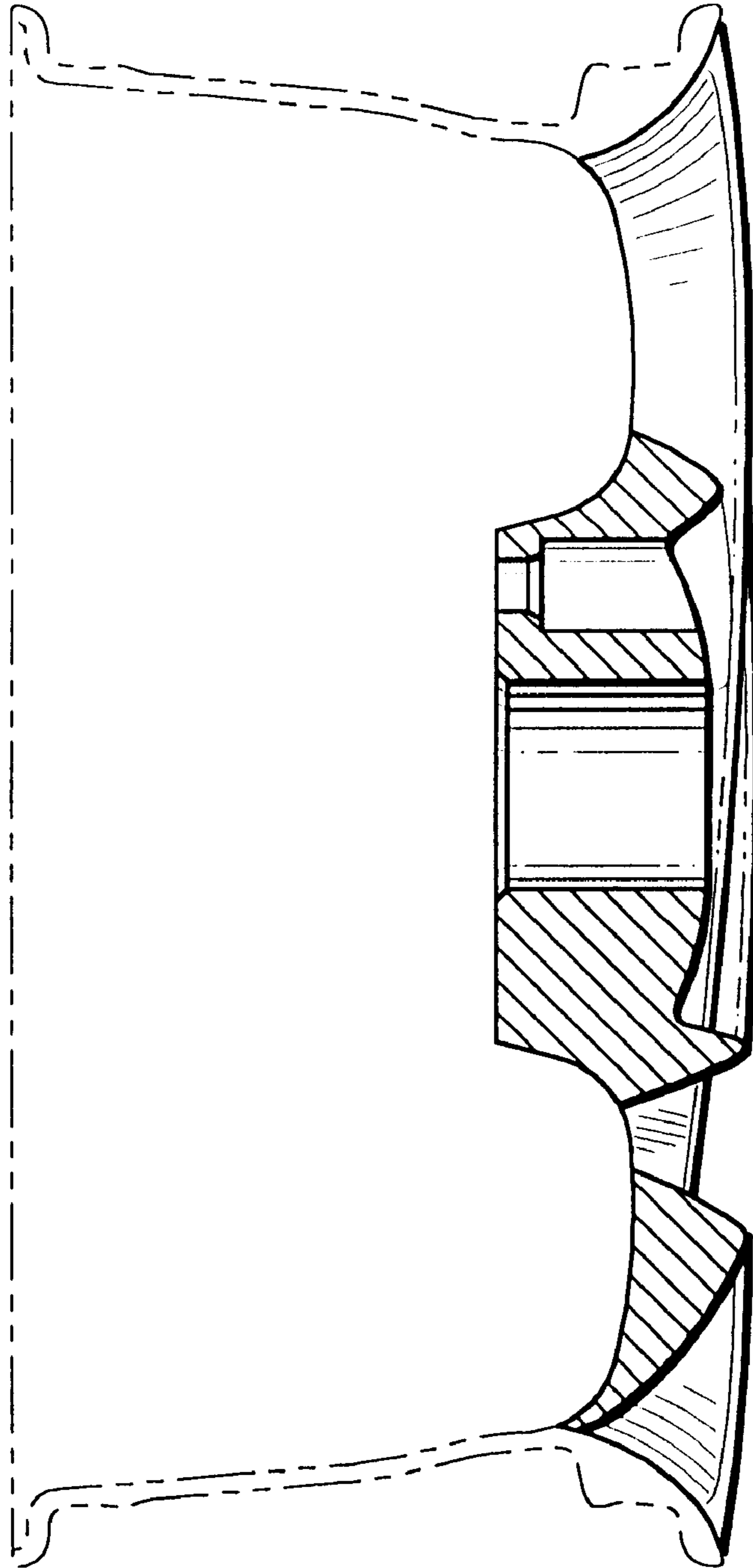


FIG. 4