



US00D433367S

United States Patent [19] Iacovelli

[11] Patent Number: **Des. 433,367**

[45] Date of Patent: **** Nov. 7, 2000**

[54] **FLOOR MAT**

[75] Inventor: **Marc Iacovelli**, Miami, Fla.

[73] Assignee: **Rally Manufacturing, Inc.**, Miami, Fla.

[**] Term: **14 Years**

[21] Appl. No.: **29/121,316**

[22] Filed: **Apr. 6, 2000**

[51] **LOC (7) Cl.** **12-16**

[52] **U.S. Cl.** **D12/203**

[58] **Field of Search** D12/203; D6/582-583,
D6/585-586, 592; 296/97.23; 15/215-217;
428/141; 280/163, 164.1

[56] **References Cited**

U.S. PATENT DOCUMENTS

D. 178,819	9/1956	Barnes	D12/203
D. 217,241	4/1970	Gerber	D12/203
D. 226,375	2/1973	Wells et al.	D12/203
D. 232,533	8/1974	Wells	D12/203
D. 358,572	5/1995	Thundercloud	D12/203

D. 420,965	2/2000	Iacovelli et al.	D12/203
D. 422,256	4/2000	Lu	D12/203
D. 424,498	5/2000	Iacovelli	D12/203
3,526,016	9/1970	Stata	15/216

Primary Examiner—Stacia Cadmus
Attorney, Agent, or Firm—Liniak, Berenato, Longacre & White

[57] **CLAIM**

The ornamental design for a floor mat, as shown and described.

DESCRIPTION

FIG. 1 is a front View of the floor mat showing my new design.
FIG. 2 is a rear view of the floor mat shown in FIG. 1.
FIG. 3 is a left side view of the floor mat shown FIG. 1.
FIG. 4 is a right side view of the floor mat shown in FIG. 1.
FIG. 5 is a top view of the floor mat shown in FIG. 1.
FIG. 6 is a bottom view of the floor mat shown in FIG. 1; and,
FIG. 7 is a reduced top and left side perspective view of the floor mat shown in FIG. 1.

1 Claim, 5 Drawing Sheets

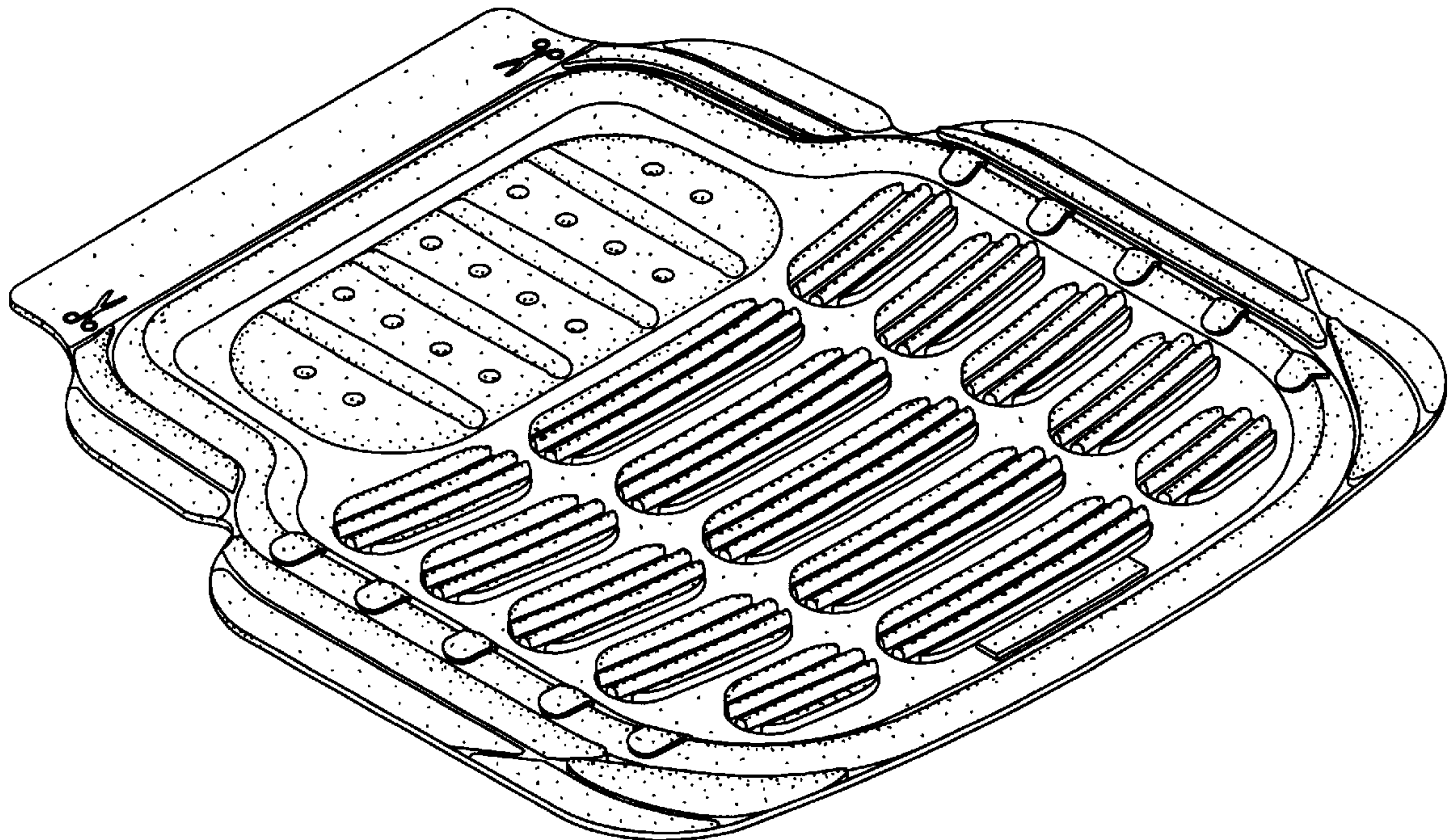


Fig. 1

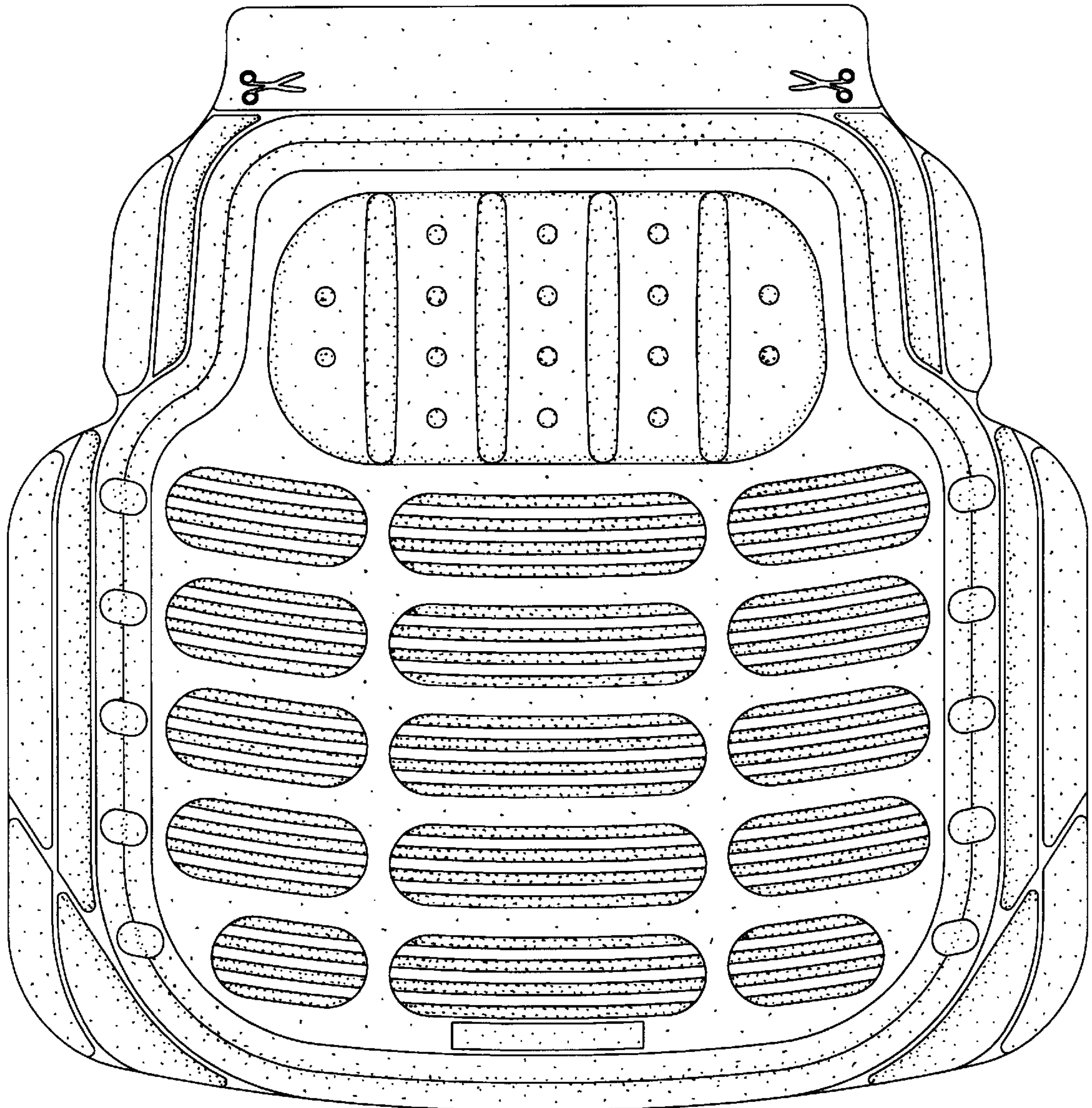


Fig. 2

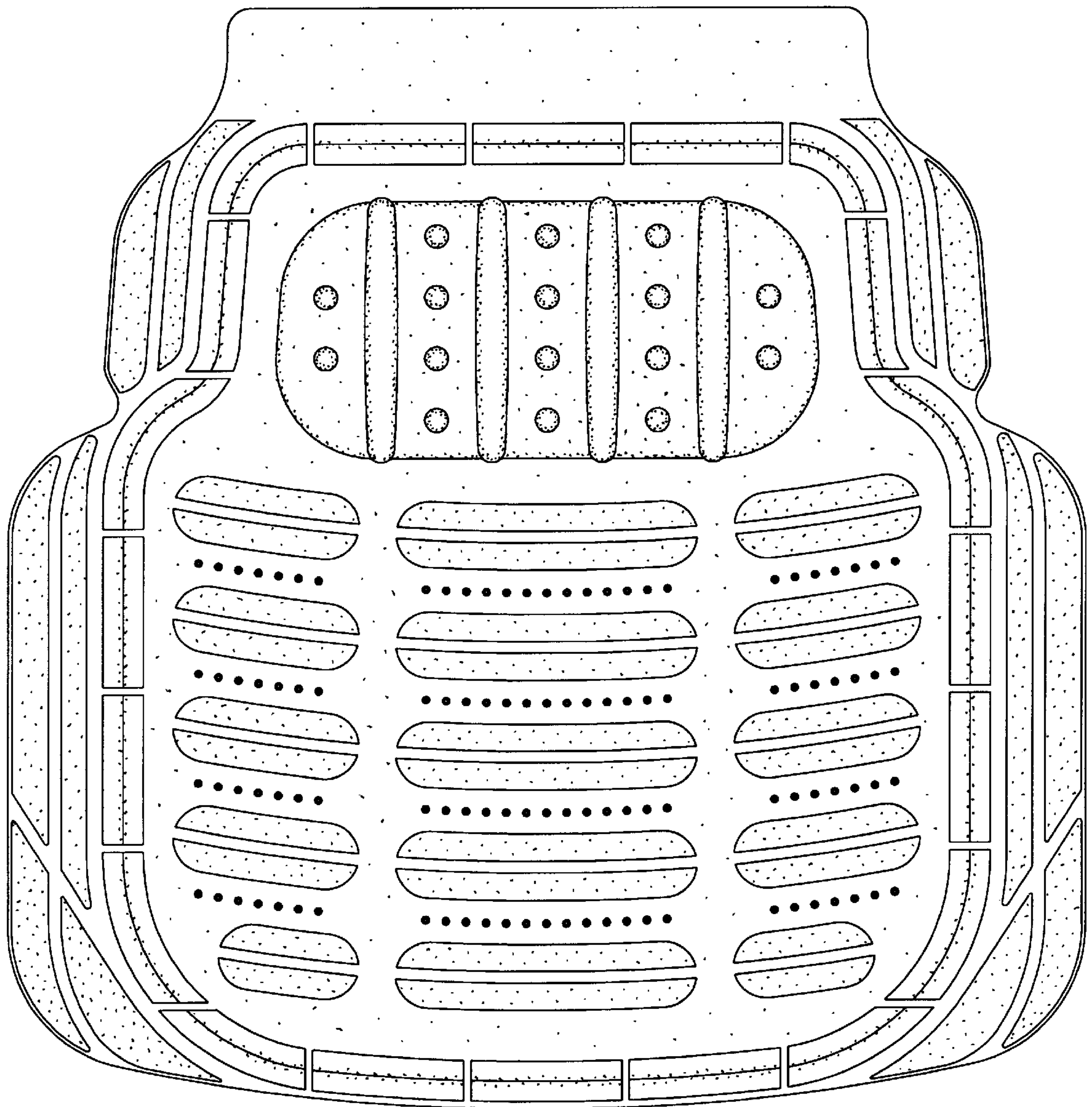


Fig. 3

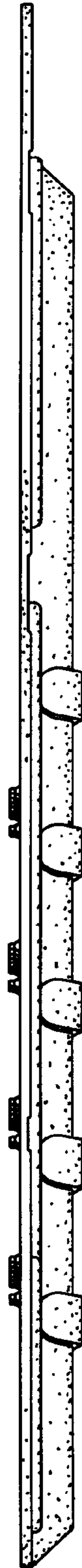


Fig. 4



Fig. 5



Fig. 6




Fig. 7

