



US00D433366S

United States Patent [19]

Hussaini et al.

[11] Patent Number: Des. 433,366

[45] Date of Patent: ** Nov. 7, 2000

[54] FLOOR MAT

D. 413,850 9/1999 Wang D12/203
3,526,016 9/1970 Stata 15/216

[75] Inventors: Saied Hussaini; Marc Iacovelli, both of Miami, Fla.

Primary Examiner—Stacia Cadmus
Attorney, Agent, or Firm—Liniak, Berenato, Longacre & White

[73] Assignee: Rally Manufacturing, Inc., Miami, Fla.

[57] CLAIM

[**] Term: 14 Years

The ornamental design for a floor mat, as shown and described.

[21] Appl. No.: 29/112,375

DESCRIPTION

[22] Filed: Oct. 15, 1999

[51] LOC (7) Cl. 12-16

[52] U.S. Cl. D12/203

[58] Field of Search D12/203; D6/582,
D6/583, 585, 586; 296/97.23; 15/215-217;
428/141; 280/163, 164.1

FIG. 1 is a front view of the floor mat according to the present invention.

FIG. 2 is a rear view of the floor mat of FIG. 1 according to the present invention.

FIG. 3 is a top view of the floor mat of FIG. 1 according to the present invention.

FIG. 4 is a bottom view of the floor mat of FIG. 1 according to the present invention.

FIG. 5 is a left side view of the floor mat of FIG. 1 according to the present invention.

FIG. 6 is a right side view of the floor mat of FIG. 1 according to the present invention.

FIG. 7 is a reduced front elevational perspective view of the floor mat of FIG. 1 according to the present invention; and,

FIG. 8 is a front view of a second embodiment of a floor mat, showing our new design, the only difference being that the floor mat is a mirror image of the floor mat of FIGS. 1-7.

[56] References Cited

U.S. PATENT DOCUMENTS

D. 178,414	7/1956	Meyer	D12/203
D. 183,475	9/1958	Bachtel	D12/203
D. 288,799	3/1987	Peress	D12/203
D. 313,789	1/1991	Thundercloud	D12/203
D. 325,555	4/1992	Primeau	D12/203
D. 342,932	1/1994	Primeau	D12/203
D. 358,571	5/1995	Thundercloud	D12/203
D. 393,238	4/1998	Kraines	D12/203
D. 408,342	4/1999	Yang	D12/203

1 Claim, 6 Drawing Sheets

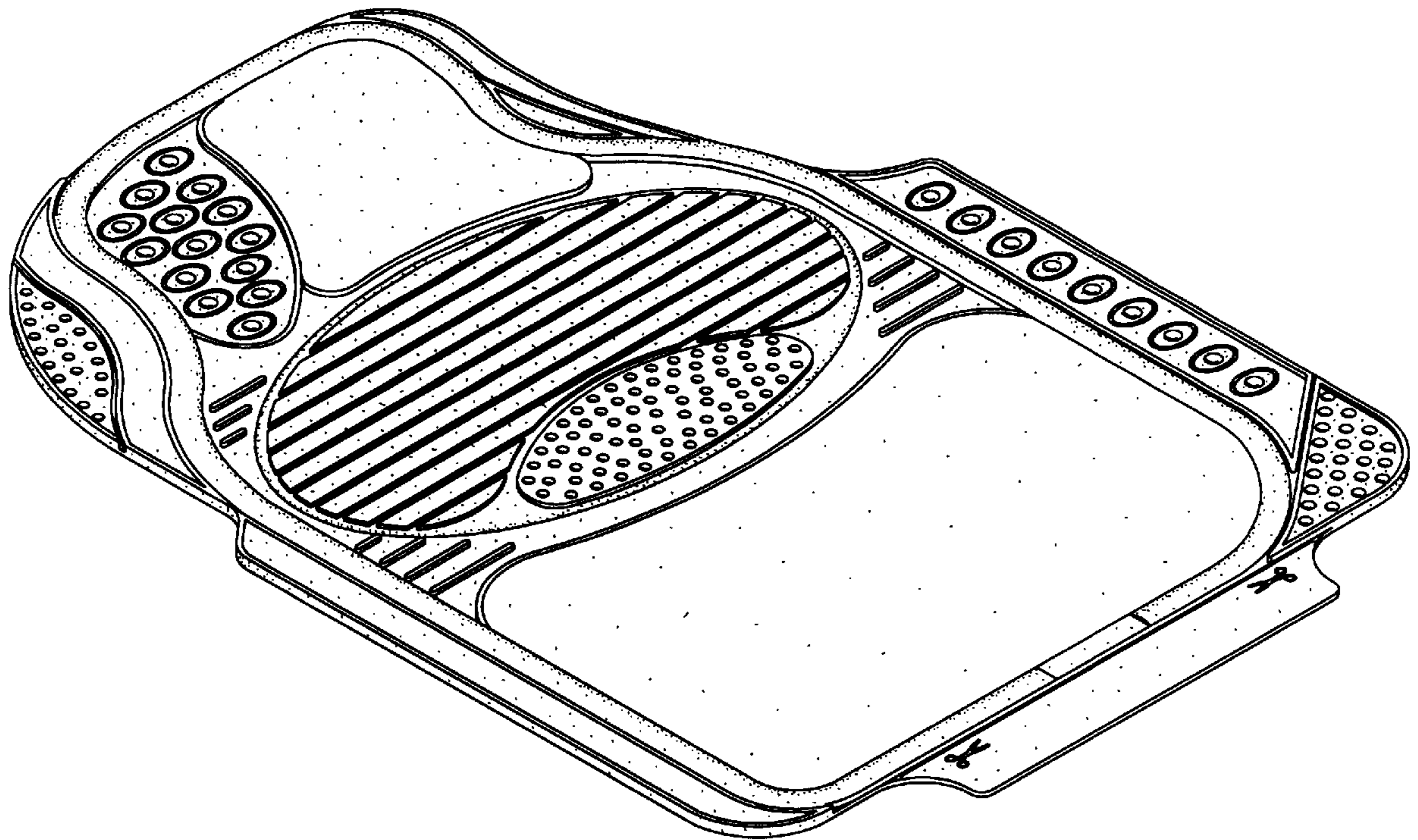


Fig. 1

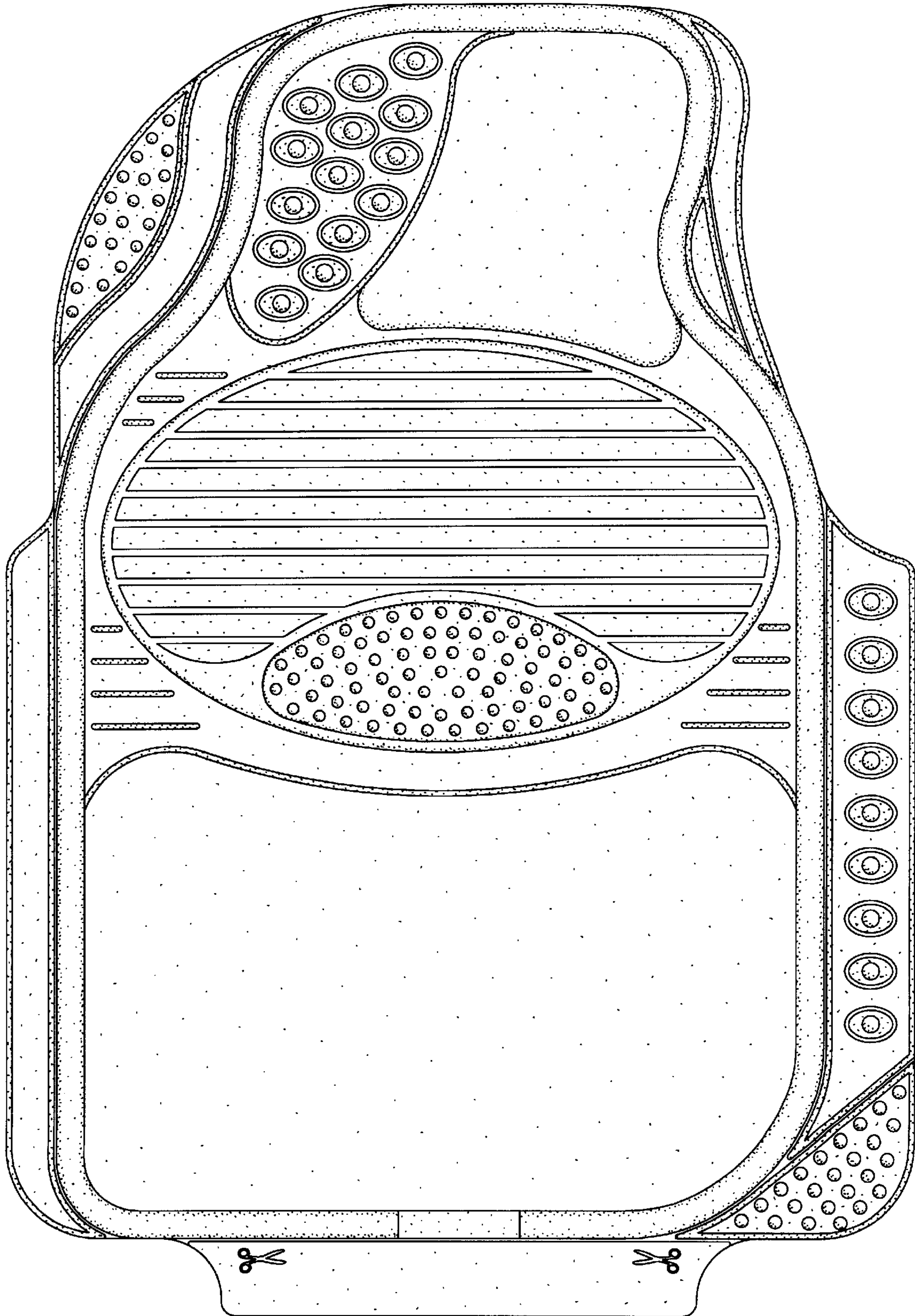


Fig. 2

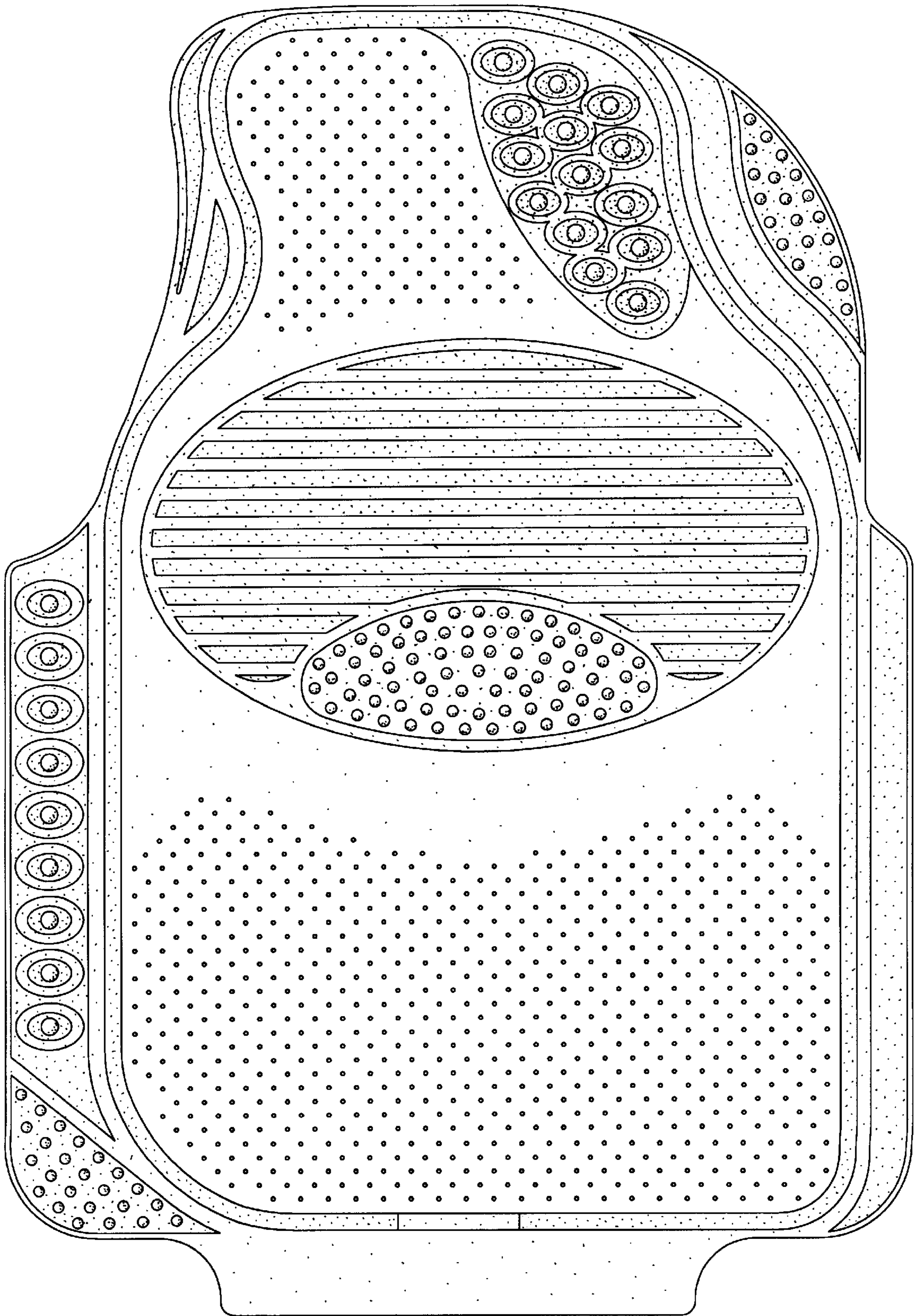


Fig. 3



Fig. 4



Fig. 5



Fig. 6



Fig. 7

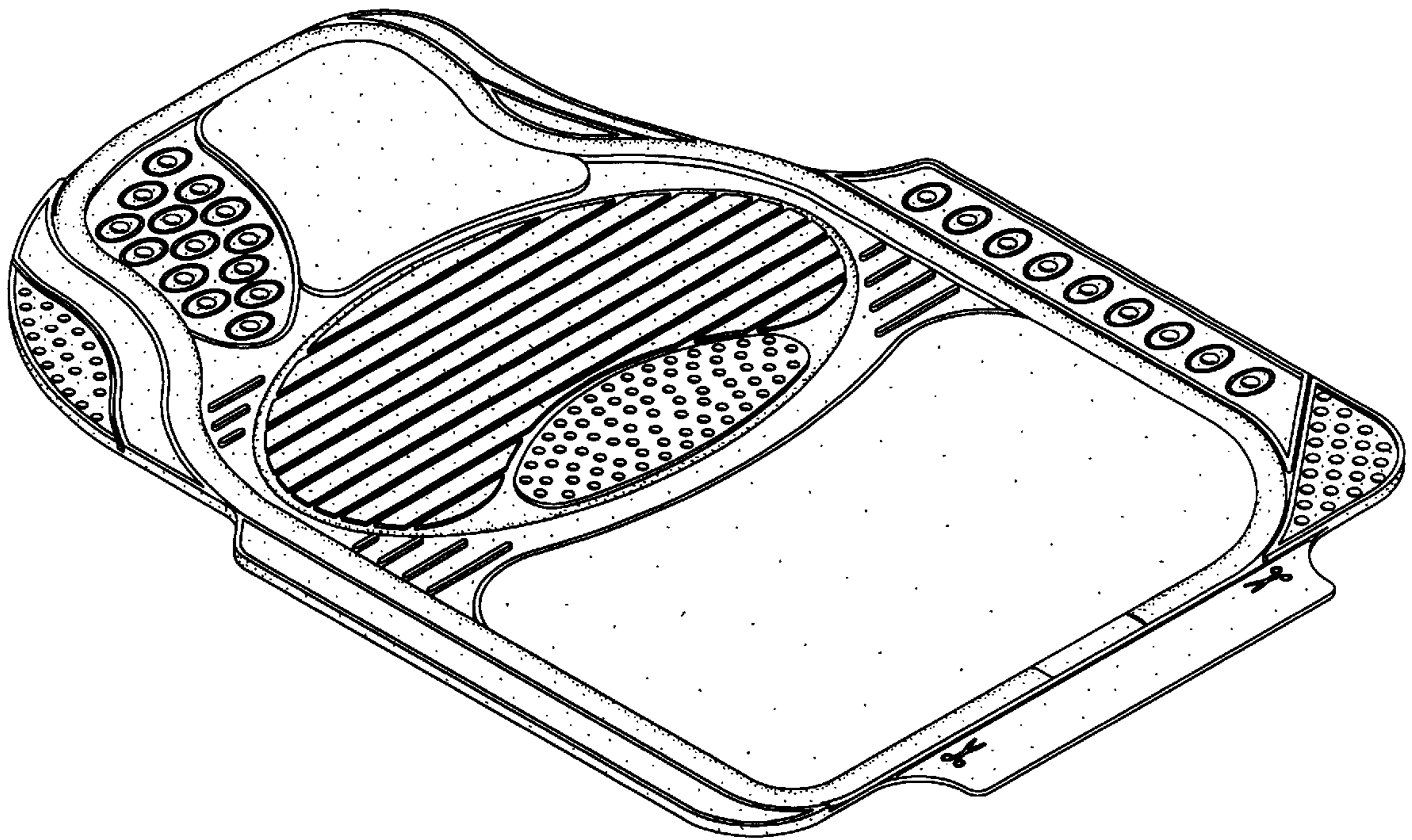


Fig. 8

