



US00D433362S

United States Patent [19]

Wyszgrod et al.

[11] Patent Number: **Des. 433,362**

[45] Date of Patent: **** Nov. 7, 2000**

[54] **VEHICLE INSTRUMENT PANEL**

[75] Inventors: **Jose Nicolas Wyszgrod**, Los Angeles;
Frank Dean Moburg, Whittier;
Johnathan Daniel Norman, Santa
Monica, all of Calif.

[73] Assignee: **Honda Giken Kogyo Kabushiki
Kaisha**, Tokyo, Japan

[**] Term: **14 Years**

[21] Appl. No.: **29/112,325**

[22] Filed: **Oct. 14, 1999**

[51] **LOC (7) Cl.** **12-16**

[52] **U.S. Cl.** **D12/192**

[58] **Field of Search** D12/192, 400,
D12/415; 180/90; 280/752, 750; 296/70,
190-191

[56] References Cited

U.S. PATENT DOCUMENTS

| | | | |
|------------|---------|----------------------|---------|
| D. 270,825 | 10/1983 | Luthe et al. | D12/192 |
| D. 369,999 | 5/1996 | Sacco et al. | D12/192 |
| D. 372,010 | 7/1996 | Pfeiffer et al. | D12/192 |
| D. 389,798 | 1/1998 | Ma et al. | D12/192 |
| D. 403,641 | 1/1999 | Sacco et al. | D12/192 |

| | | | |
|------------|--------|---------------------|---------|
| D. 412,146 | 7/1999 | Sacco et al. | D12/192 |
| D. 413,095 | 8/1999 | Abalos et al. | D12/192 |
| D. 413,294 | 8/1999 | Lagaay | D12/192 |
| D. 419,936 | 2/2000 | Sacco et al. | D12/192 |
| D. 423,434 | 4/2000 | Yano et al. | D12/192 |
| D. 423,435 | 4/2000 | Sato | D12/192 |
| D. 424,002 | 5/2000 | Leschke et al. | D12/192 |

Primary Examiner—Stacia Cadmus
Attorney, Agent, or Firm—Baanner & Witcoff, Ltd.

[57] CLAIM

The ornamental design for a vehicle instrument panel, as shown and described.

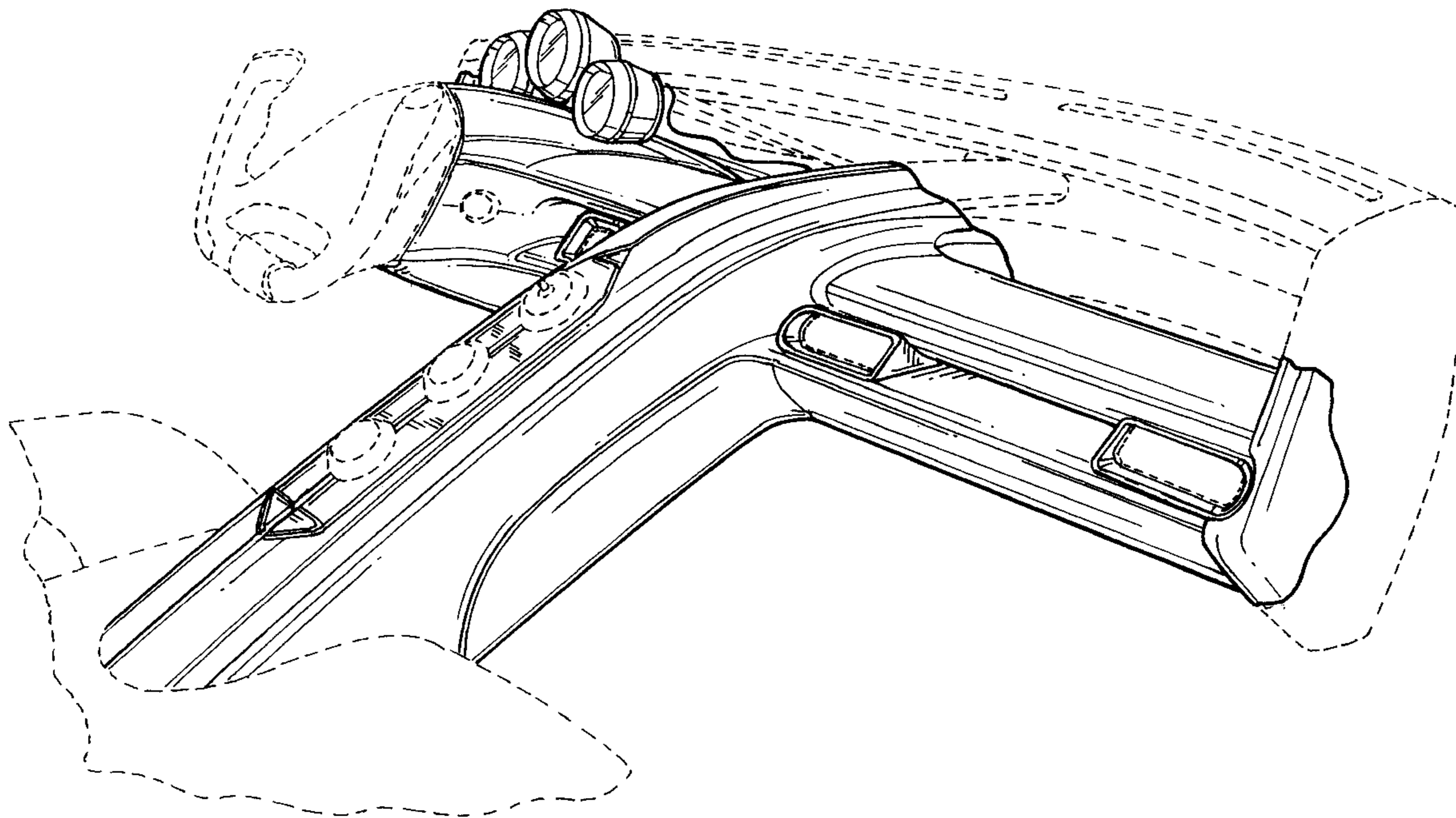
DESCRIPTION

FIG. 1 is a perspective view of one side of the vehicle instrument panel showing our new design; FIG. 2 is a perspective view of the other side thereof; and, FIG. 3 is a top view thereof.

The surface(s) or portion(s) of the article not shown in the drawing or described in the specification form(s) no part of the claimed design.

The broken line showing of the seats, steering wheel, dials, ignition element, front panel and other portions of the vehicle interior is for illustrative purposes only and forms no part of the claimed design.

1 Claim, 3 Drawing Sheets



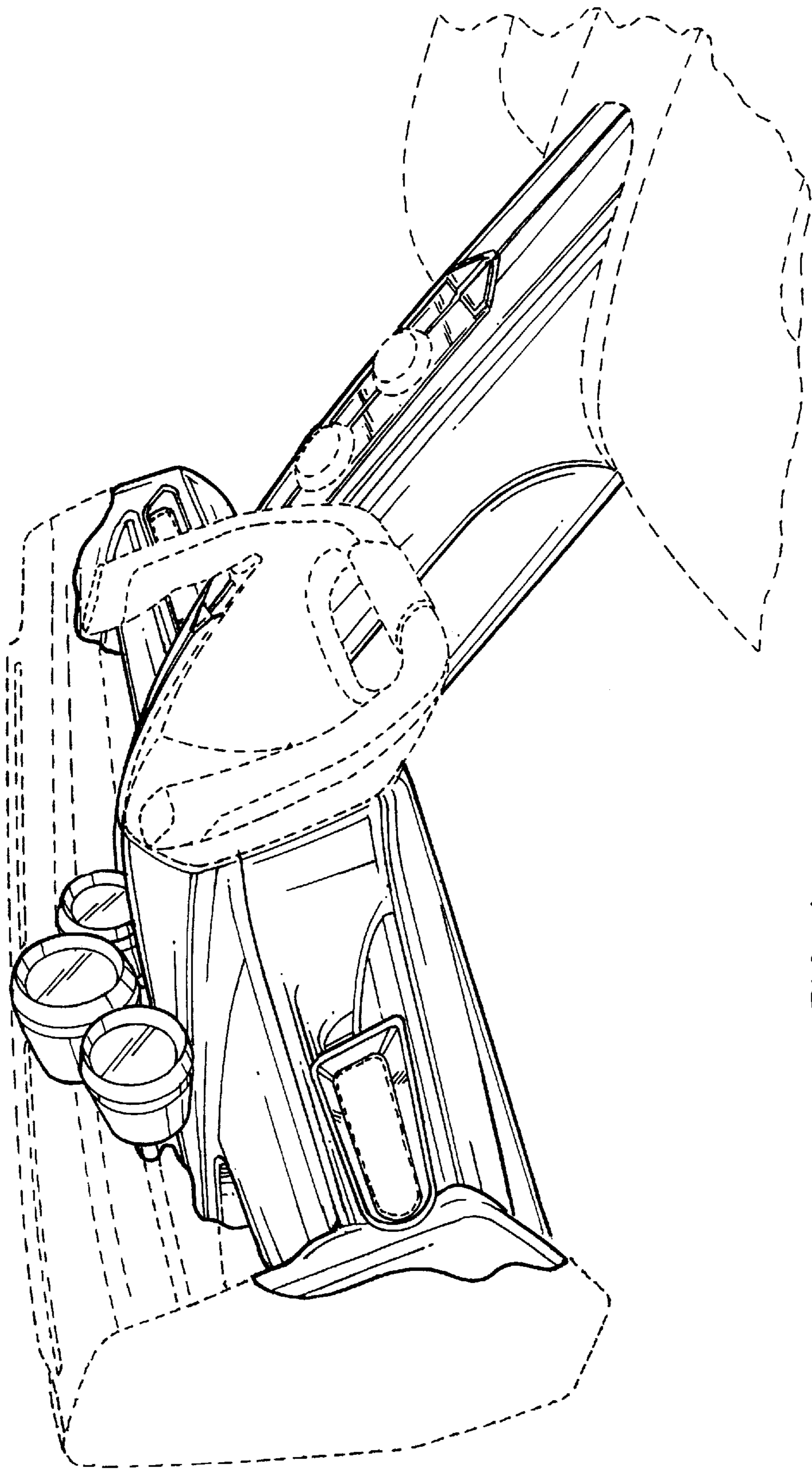


FIG. 1

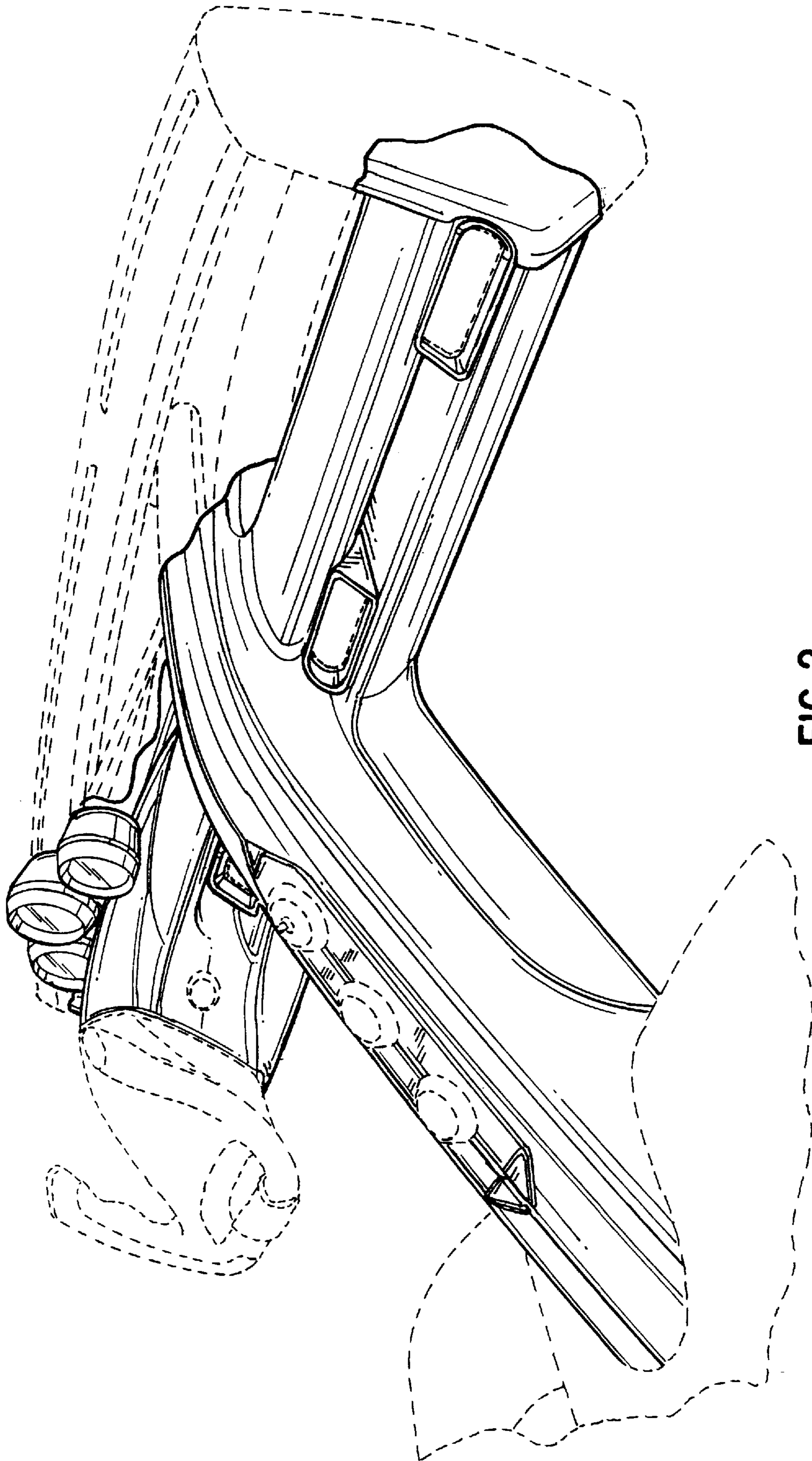


FIG. 2

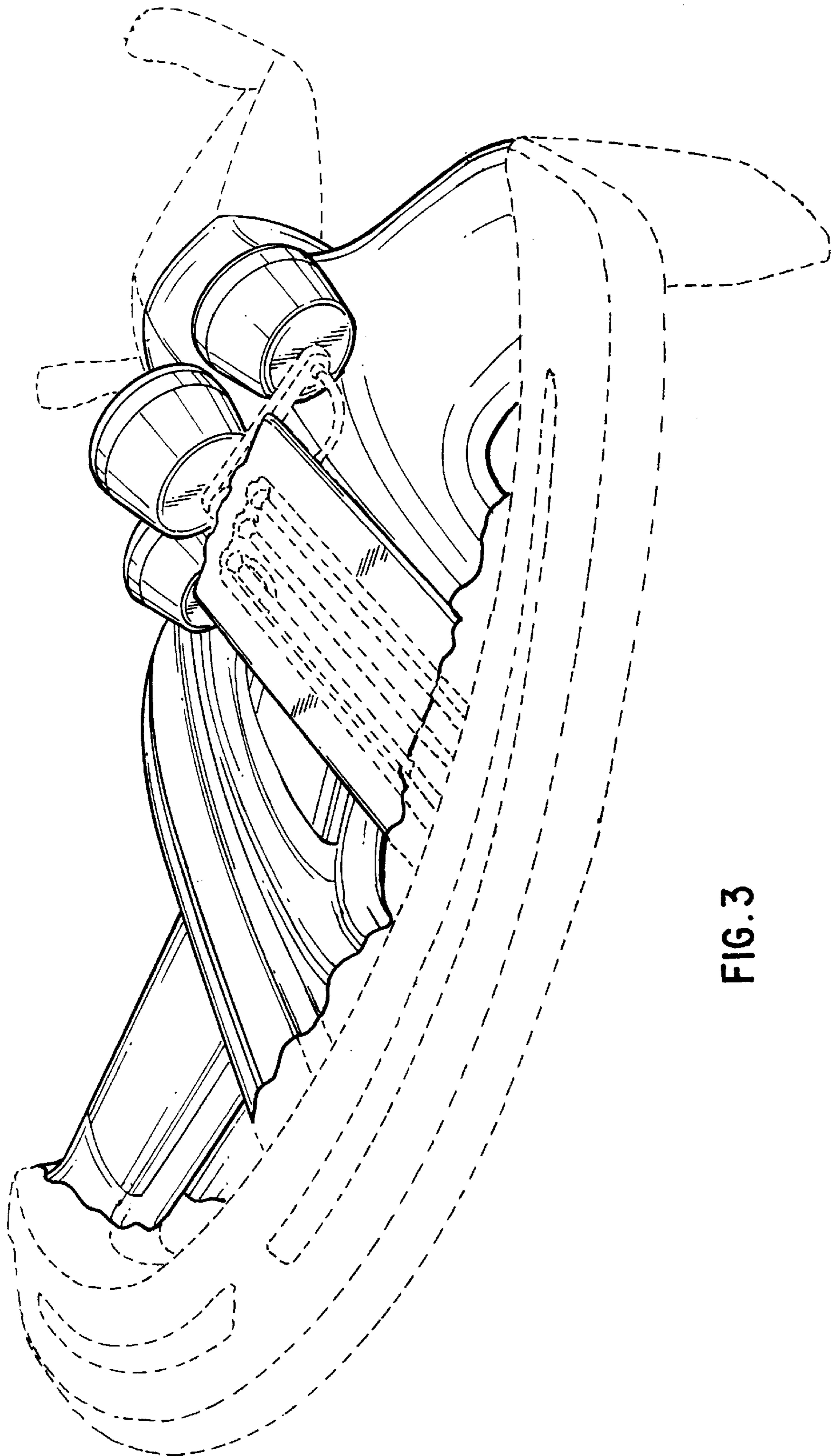


FIG. 3