



US00D433333S

United States Patent [19]

[11] **Patent Number: Des. 433,333**

Kokenge et al.

[45] **Date of Patent: ** Nov. 7, 2000**

[54] **CLOSURE**

D. 426,158 6/2000 Flurer et al. D9/449
5,871,126 2/1999 Bennett et al. 222/207

[75] Inventors: **Emily Kitchings Kokenge**, Dallas, Tex.; **Ares Marasligiller**, Cincinnati; **Denise Irene Siebert**, Franklin, both of Ohio

FOREIGN PATENT DOCUMENTS

65467 2/1990 Canada .
68249 3/1991 Canada .
68418 4/1991 Canada .
78177 3/1996 Canada .
83123 2/1998 Canada .
2231411 3/1999 Canada B65D 47/08
2231413 3/1999 Canada B29C 49/04

[73] Assignee: **The Procter & Gamble Company**, Cincinnati, Ohio

[**] Term: **14 Years**

Primary Examiner—Cathron Brooks
Attorney, Agent, or Firm—Jack L. Oney, Jr.

[21] Appl. No.: **29/115,410**

[22] Filed: **Dec. 14, 1999**

[57] CLAIM

[51] **LOC (7) Cl.** **09-07**

[52] **U.S. Cl.** **D9/449**

[58] **Field of Search** D9/435, 440, 442, D9/447, 449, 302, 503, 528; 222/92, 105, 107, 212, 544, 546, 556, 557, 562

The ornamental design for a closure, as shown and described.

DESCRIPTION


[56] References Cited

U.S. PATENT DOCUMENTS

D. 328,246 7/1992 Nottingham et al. D9/520
D. 329,984 10/1992 Walravens D9/520
D. 333,266 2/1993 Walravens D9/520
D. 337,272 7/1993 Joo D9/529
D. 352,662 11/1994 McIlvain D9/520
D. 366,418 1/1996 Lown et al. D9/449
D. 372,199 7/1996 Lathrop et al. D9/558
D. 376,320 12/1996 Lathrop et al. D9/558

FIG. 1 is a perspective view of a closure, embodying our new design;
FIG. 2 is a top view thereof;
FIG. 3 is a rear elevational view thereof;
FIG. 4 is a front elevational view thereof; and,
FIG. 5 is a right side elevational view thereof; the left side elevational view thereof being a mirror image.
The broken line showing of a container is for illustrative purposes only and forms no part of the claimed design.

1 Claim, 2 Drawing Sheets






Fig. 1

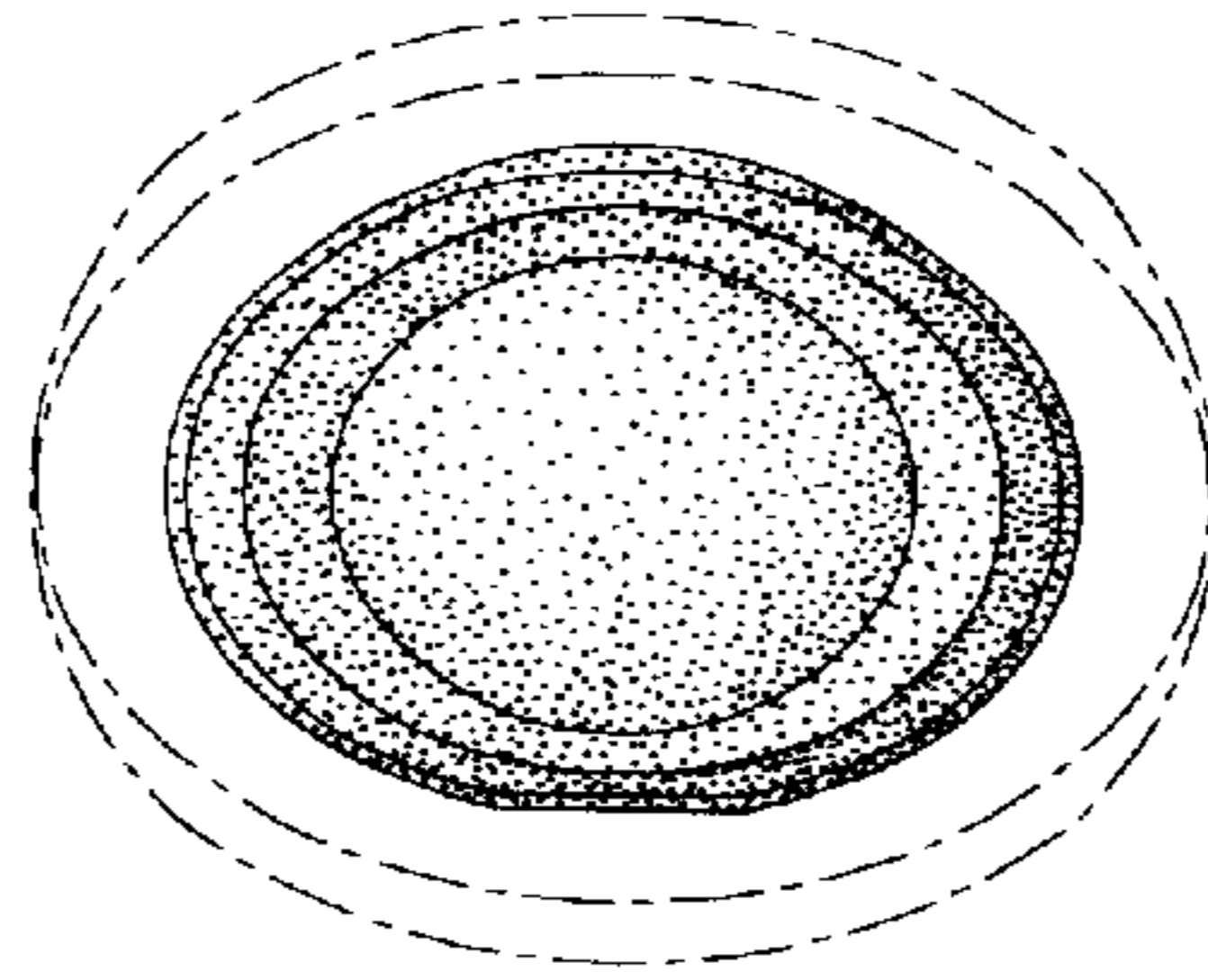


Fig. 2




Fig. 3




Fig. 4




Fig. 5